



US00D467515S

(12) **United States Design Patent**
Blondin

(10) **Patent No.:** **US D467,515 S**

(45) **Date of Patent:** **** Dec. 24, 2002**

(54) **BRACELET**

(75) Inventor: **Valerie Blondin**, Geneva (CH)

(73) Assignee: **Rolex Watch U.S.A., Inc.**, New York, NY (US)

(**) Term: **14 Years**

(21) Appl. No.: **29/148,187**

(22) Filed: **Sep. 17, 2001**

(30) **Foreign Application Priority Data**

Mar. 20, 2001 (CH) 127793

(51) **LOC (7) Cl.** **11-01**

(52) **U.S. Cl.** **D11/25**

(58) **Field of Search** D11/1-25, 36, D11/86, 93-95; 59/78-84; 63/2, 3, 3.1, 4, 5.1, 9, 11, 38; D10/32; 224/175

(56) **References Cited**

U.S. PATENT DOCUMENTS

- 2,392,115 A * 1/1946 Blumstein 59/79.3
- D224,602 S * 8/1972 Poon D11/12
- D245,230 S * 8/1977 Kleiner D10/32
- D321,666 S * 11/1991 Burgener D10/32

- D327,021 S * 6/1992 Burgener D10/32
- D380,170 S * 6/1997 Schoepfer D11/25
- D441,682 S 5/2001 Wikberg
- D445,055 S * 7/2001 Subilia D11/3

* cited by examiner

Primary Examiner—Ralf Seifert

(74) *Attorney, Agent, or Firm*—Morgan & Finnegan, LLP

(57) **CLAIM**

I claim the ornamental design for a bracelet, as shown and described.

DESCRIPTION

FIG. 1 is a top perspective view of a bracelet showing my new design;

FIG. 2 is a top plan view of the bracelet of the invention;

FIG. 3 is a bottom plan view of the bracelet of the invention;

FIG. 4 is a left plan view of the bracelet of the invention;

FIG. 5 is a right plan view of the bracelet of the invention;

FIG. 6 is a front plan view of the bracelet of the invention; and,

FIG. 7 is a back plan view of the bracelet of the invention. The broken line showing of FIGS. 1, 4, and 5 of the bracelet is for illustrative purposes only and forms no part of the claimed design.

1 Claim, 4 Drawing Sheets

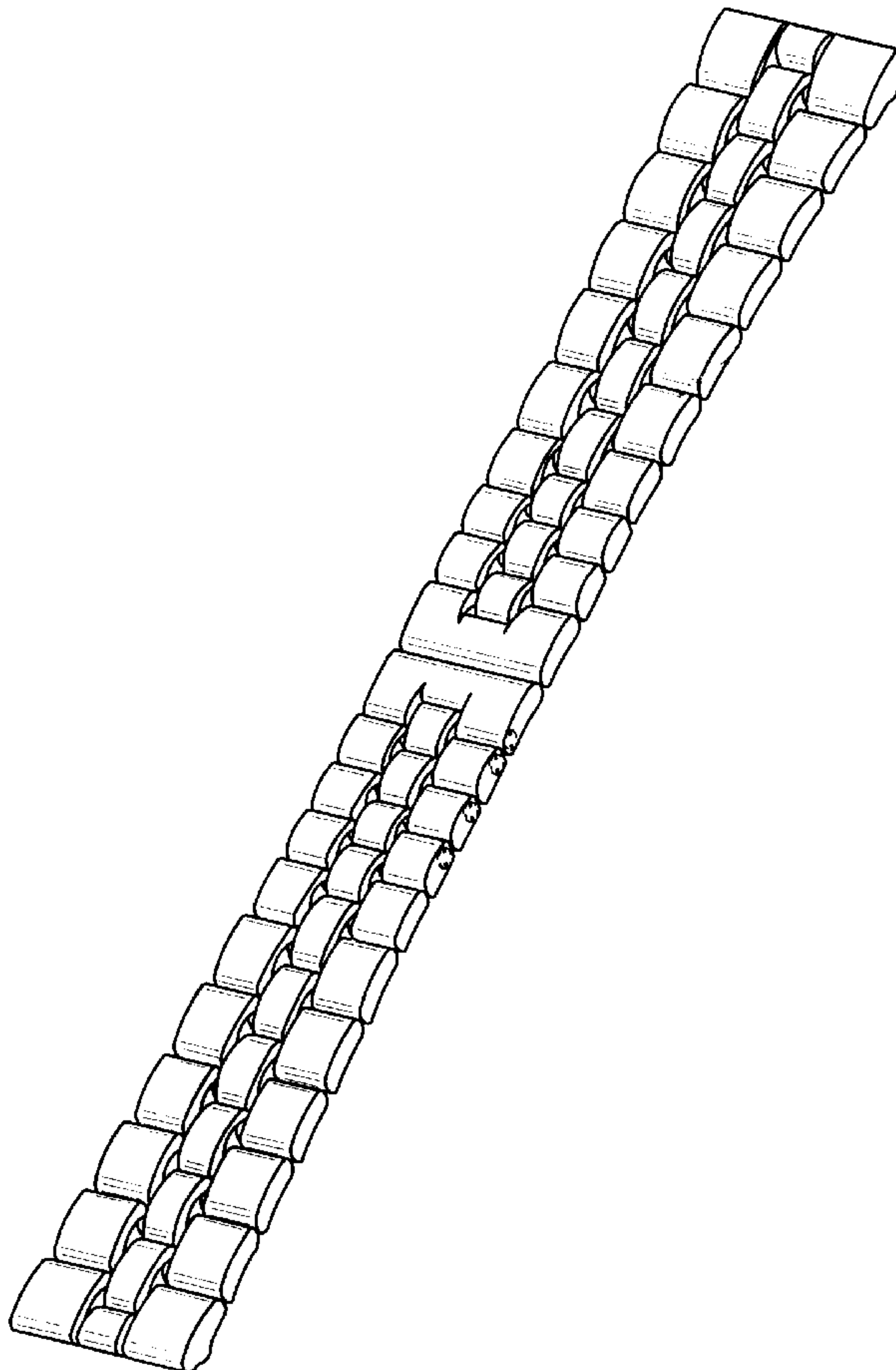


FIG. 1

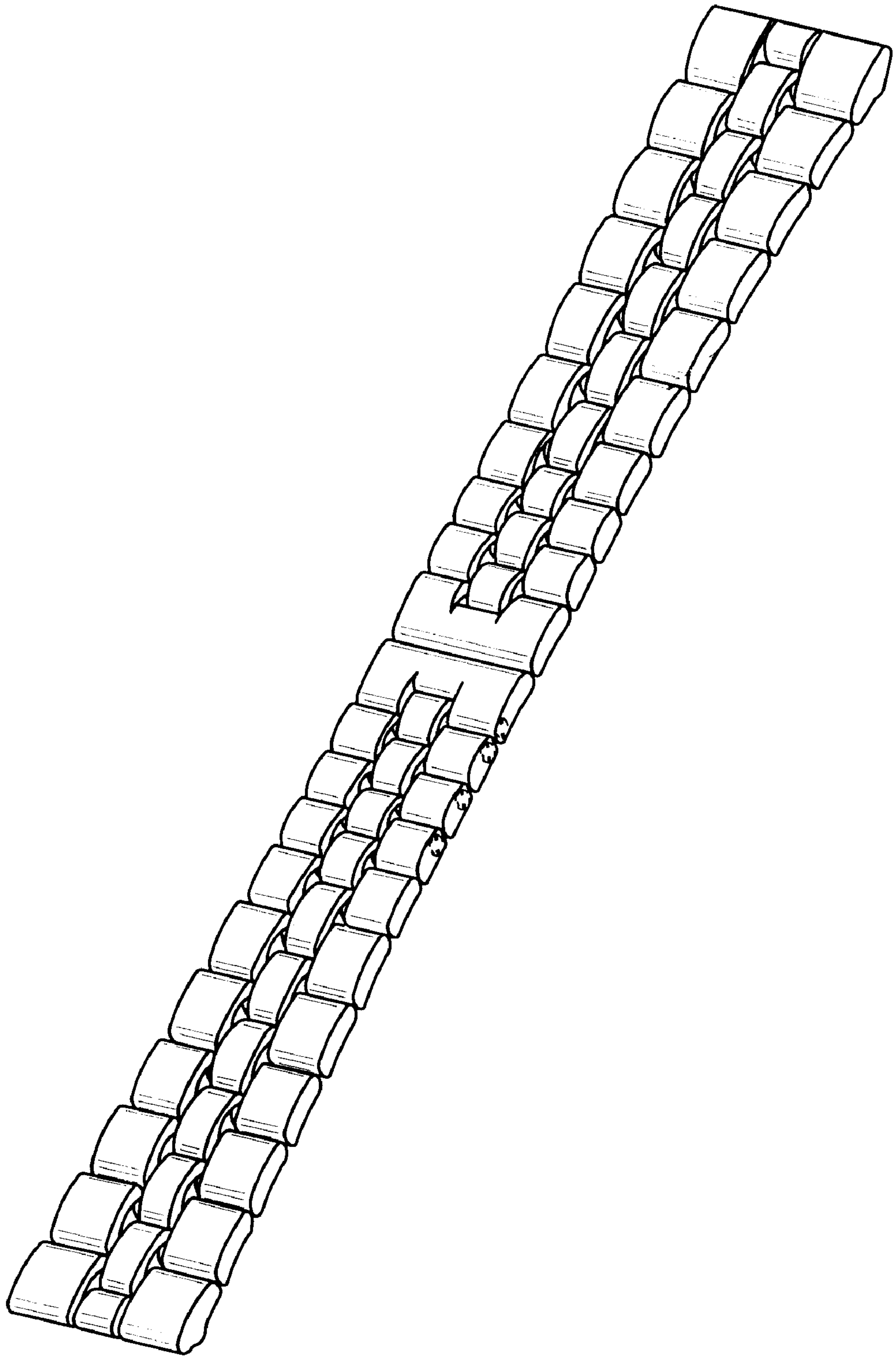


FIG. 2

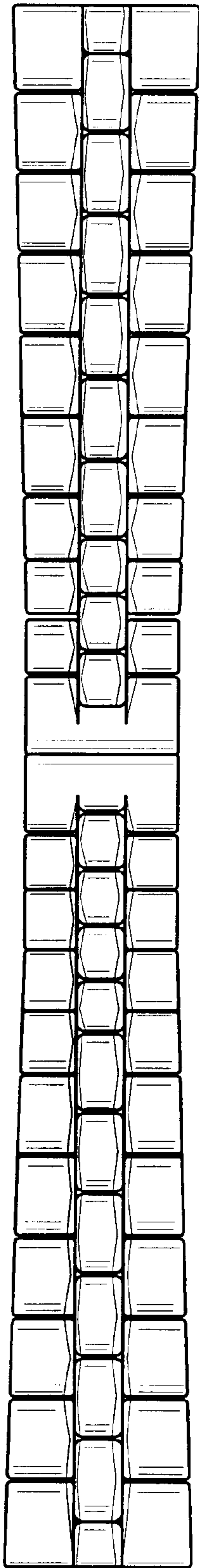


FIG. 3

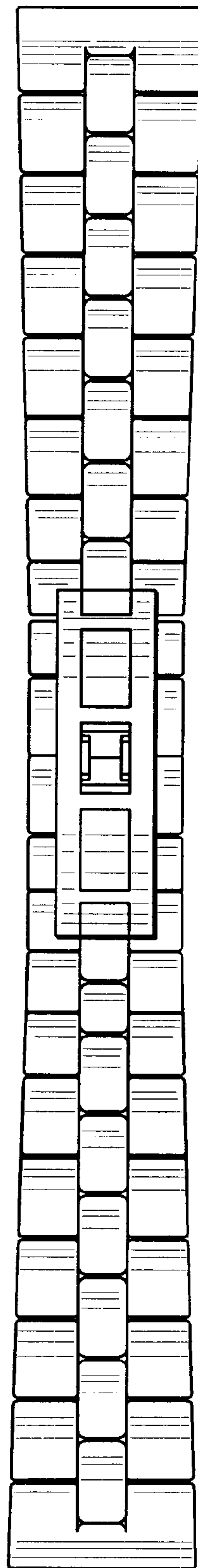


FIG. 4

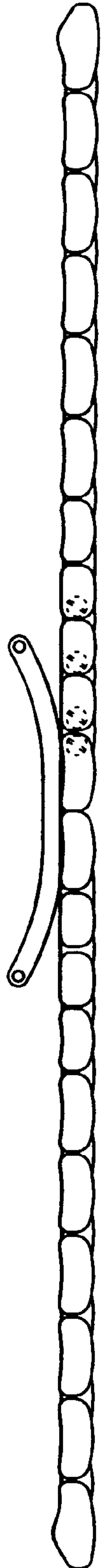
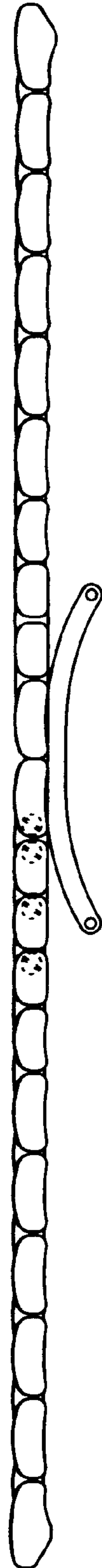


FIG. 5






FIG. 6




FIG. 7