



US00D467486S

(12) **United States Design Patent**
Mathieu et al.

(10) **Patent No.:** **US D467,486 S**

(45) **Date of Patent:** **** Dec. 24, 2002**

(54) **HAND TOOL HANDLE**

(75) Inventors: **David Mathieu**, Arbois (FR);
Catherine Gamba, Besançon (FR)

(73) Assignee: **Bost Garnache Industries (BGI)**,
Arbois (FR)

(**) Term: **14 Years**

(21) Appl. No.: **29/155,241**

(22) Filed: **Feb. 8, 2002**

(30) **Foreign Application Priority Data**

Aug. 9, 2001 (FR) 01 4740

(51) **LOC (7) Cl.** **08-04**

(52) **U.S. Cl.** **D8/83; D8/107**

(58) **Field of Search** D8/82, 83, 84,
D8/85, 107; 81/177.1, 177.4, 436, 437,
439, 489; 16/110 R, 111 R

(56) **References Cited**

U.S. PATENT DOCUMENTS

D335,074 S * 4/1993 Hahn D8/107
D338,385 S * 8/1993 Shu D8/83
D371,499 S * 7/1996 Gomas D8/107

D372,411 S * 8/1996 Ho D8/107
D405,341 S * 2/1999 Hsu D8/107
D408,252 S * 4/1999 Holland-Letz D8/107
D418,034 S * 12/1999 Ho D8/107
D432,382 S * 10/2000 Hsu D8/82
D436,822 S * 1/2001 Douglas D8/107
D444,047 S * 6/2001 Chen D8/107

* cited by examiner

Primary Examiner—Philip S. Hyder

(74) *Attorney, Agent, or Firm*—Wenderoth, Lind & Ponack,
L.L.P.

(57) **CLAIM**

The ornamental design for a hand tool handle, as shown.

DESCRIPTION

FIG. 1 is a side view of a tool handle according to the present invention. The opposite side is identical.

FIG. 2 is a perspective rear view of the tool handle.

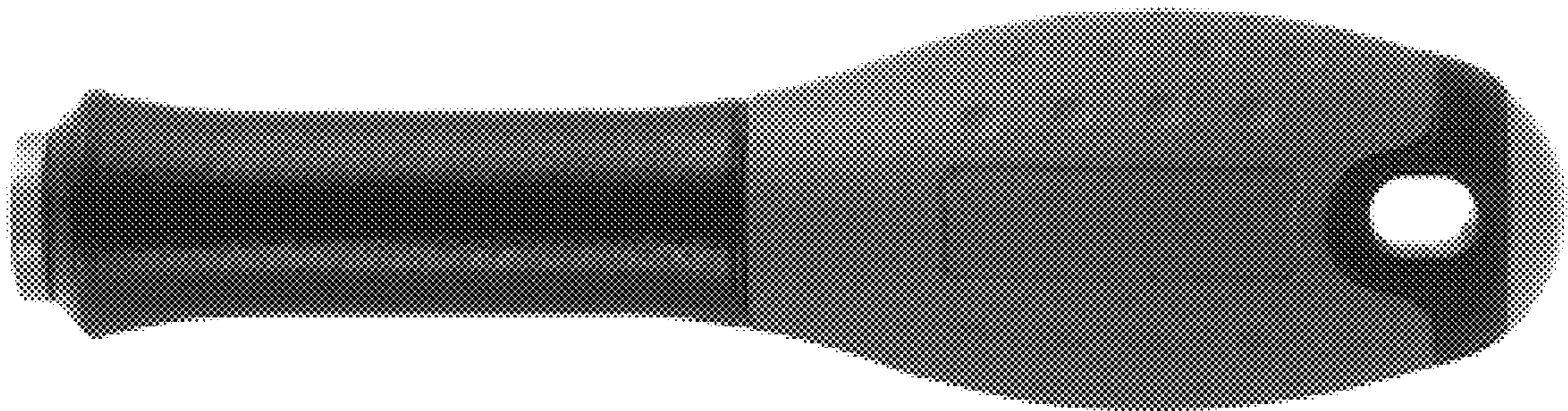
FIG. 3 is a perspective front view of the tool handle.

FIG. 4 is a front elevation view of the hand tool handle;

FIG. 5 is a rear view of the hand tool handle; and,

FIG. 6 is a top plan view of the hand tool handle, wherein the bottom plan view is identical.

1 Claim, 3 Drawing Sheets






FIG. 1




FIG. 2




FIG. 3




FIG. 4




FIG. 5




FIG. 6