



US00D467470S

(12) **United States Design Patent**
Cantor et al.

(10) **Patent No.:** **US D467,470 S**

(45) **Date of Patent:** **** Dec. 24, 2002**

(54) **COOLER**

5,154,158 A * 10/1992 Lindsey 62/457.7 X
D404,449 S * 1/1999 Burger D21/727

(76) Inventors: **Kenneth Cantor**, 4379 Strathdale, West
Bloomfield, MI (US) 48323; **John E.**
Nemazi, 4373 Stoneleigh, Bloomfield
Hills, MI (US) 48302; **Matthew R.**
Mowers, 1607 Brentwood, Troy, MI
(US) 48098

* cited by examiner

Primary Examiner—Terry A. Wallace
(74) *Attorney, Agent, or Firm*—Brooks & Kushman P.C.

(**) Term: **14 Years**

(57) **CLAIM**

The ornamental design for a cooler, as shown and described.

(21) Appl. No.: **29/152,956**

DESCRIPTION

(22) Filed: **Dec. 27, 2001**

(51) **LOC (7) Cl.** **07-01**

(52) **U.S. Cl.** **D7/606**

(58) **Field of Search** D7/605–608; D9/307,
D9/434, 451; D21/727; 62/457.1, 457.7,
371, 372; 220/592.2, 592.24, 592.25, 371,
372

FIG. 1 is a perspective view of a cooler;
FIG. 2 is a front side elevational view thereof;
FIG. 3 is a top plan view thereof;
FIG. 4 is a rear side elevational view thereof;
FIG. 5 is a bottom plan view thereof;
FIG. 6 is a left side elevational view thereof; and,
FIG. 7 is a right side elevational view of the present
invention.

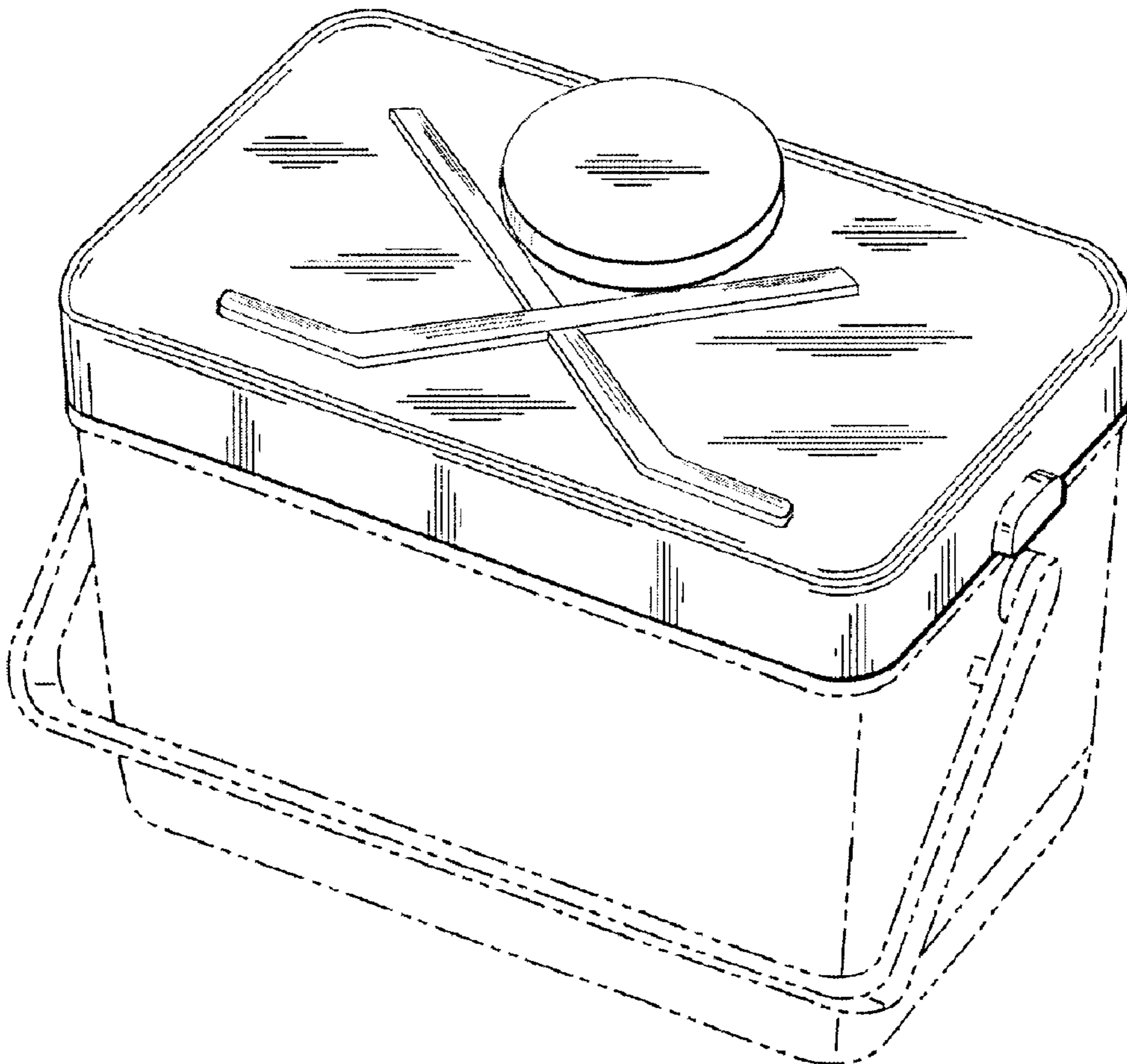
The broken lines are for illustrative purposes only and form
no part of the claimed design.

(56) **References Cited**

U.S. PATENT DOCUMENTS

D290,080 S * 6/1987 Carlson D7/605

1 Claim, 3 Drawing Sheets



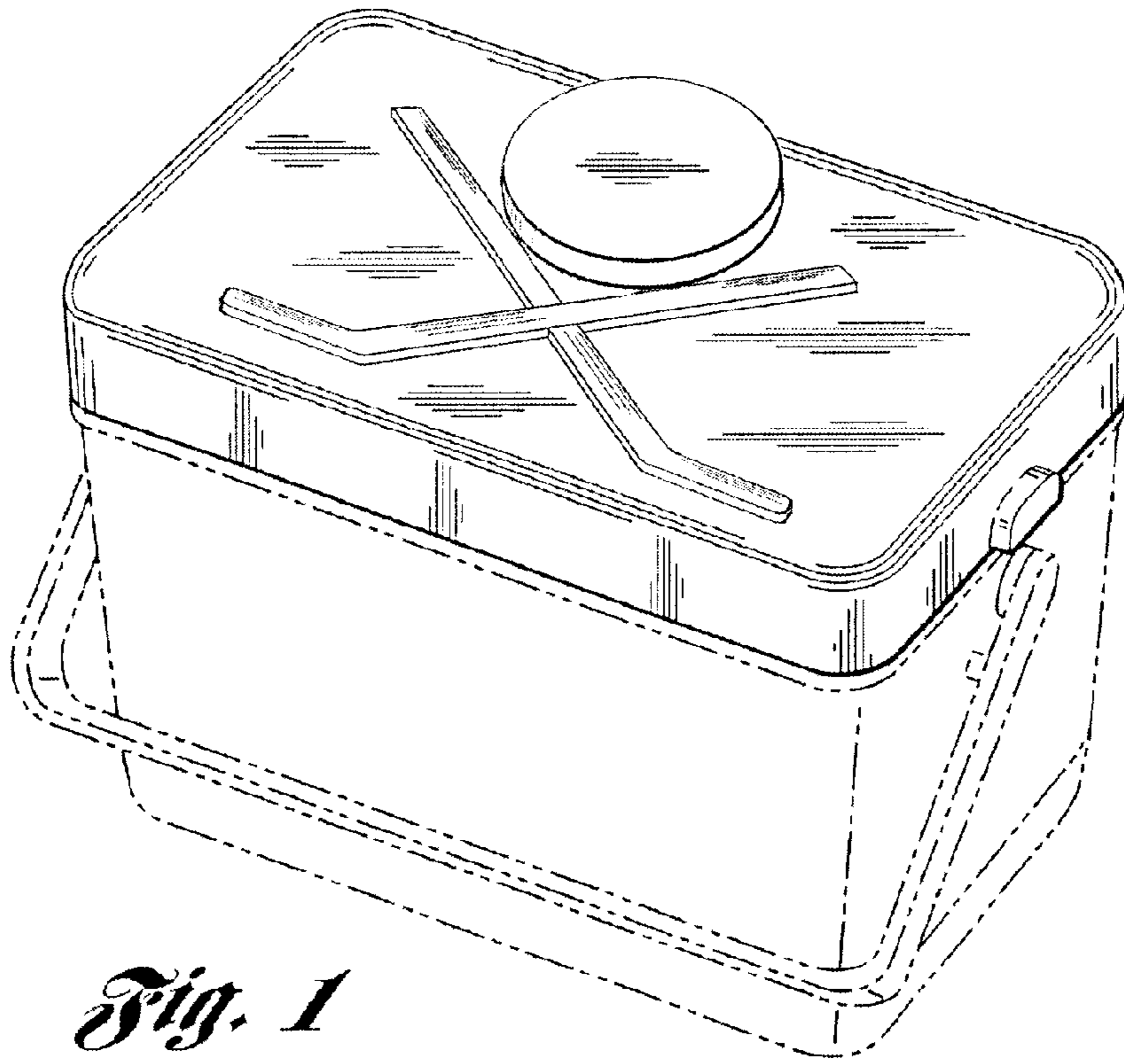


Fig. 1




Fig. 2




Fig. 3




Fig. 4




Fig. 5

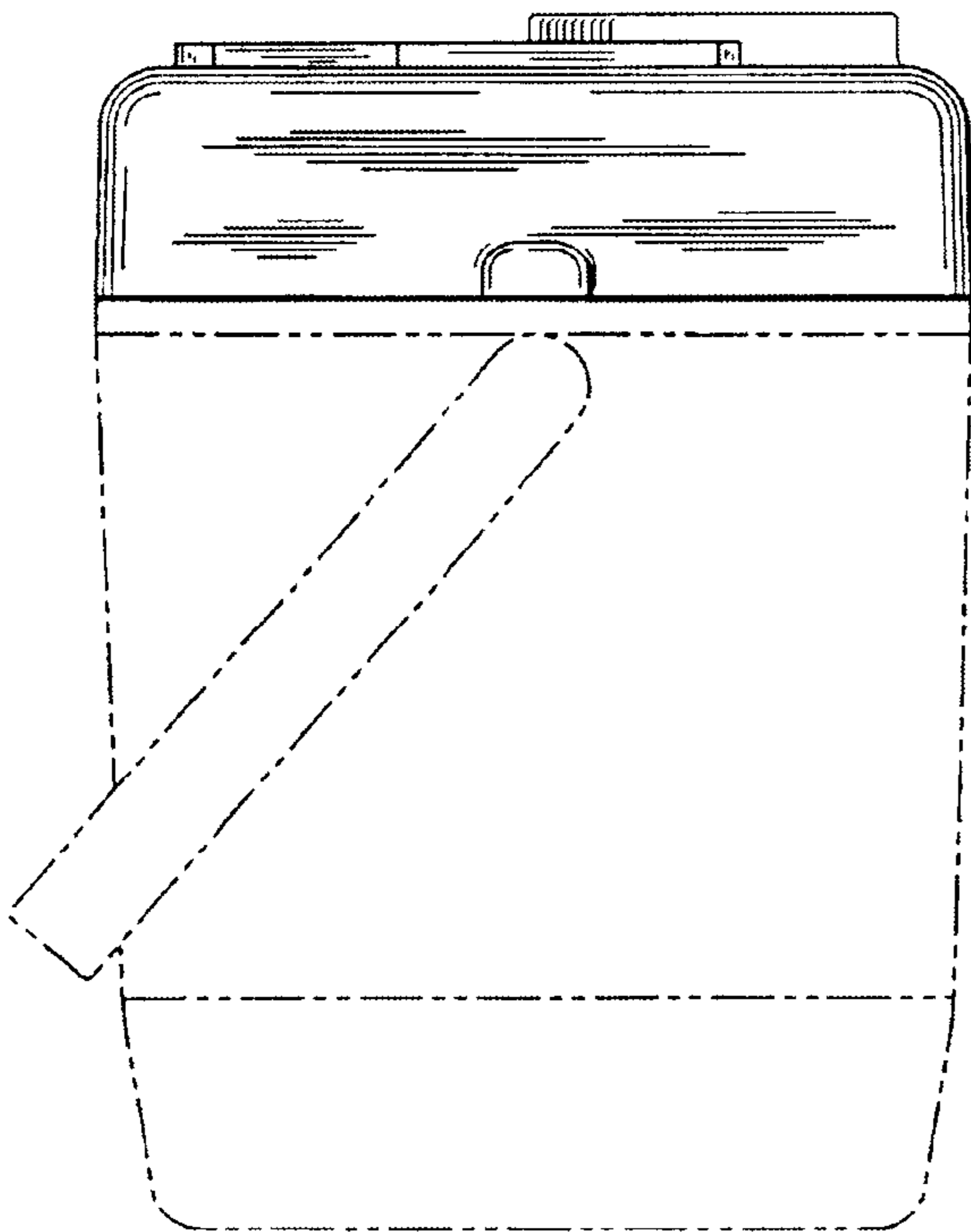


Fig. 6

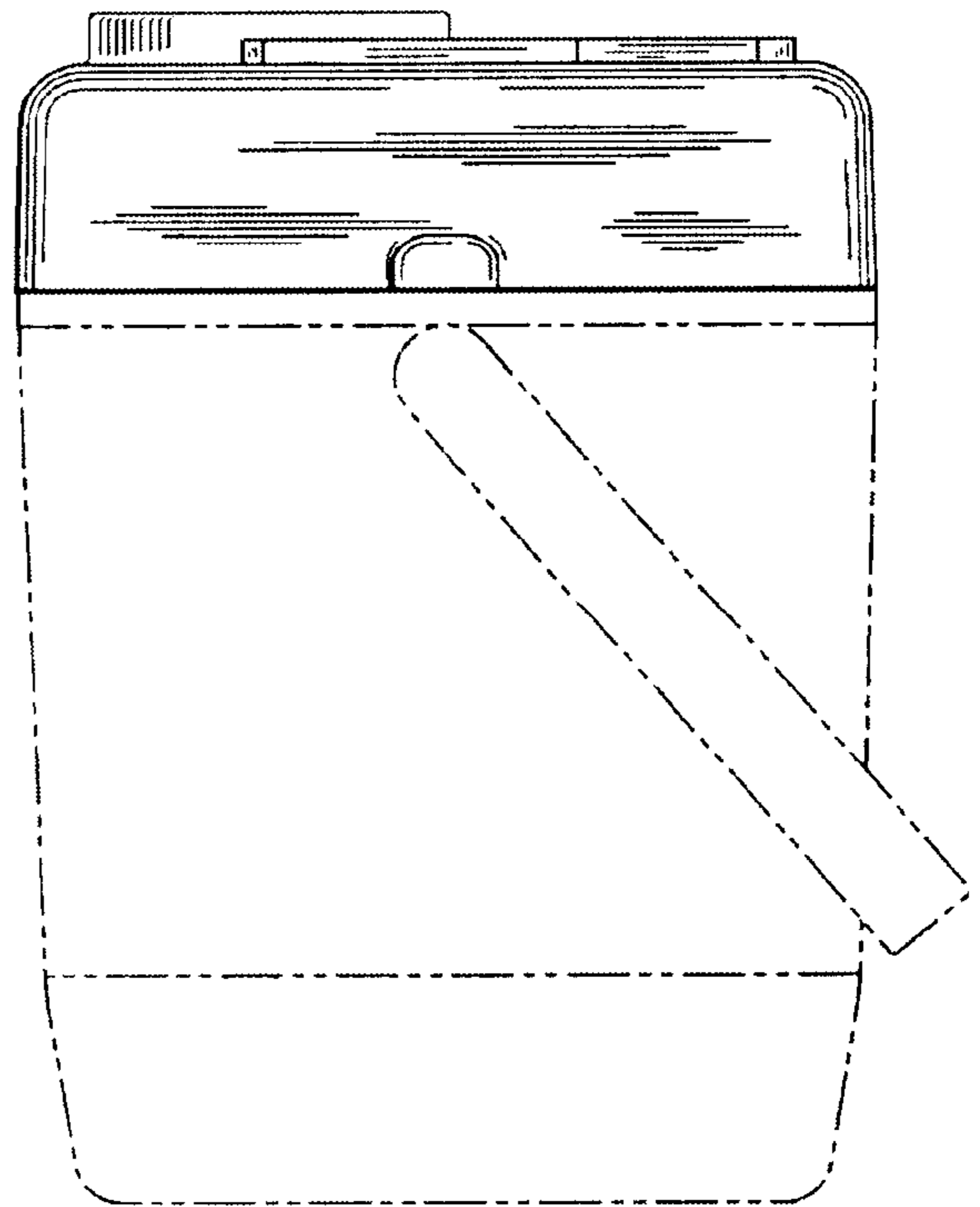


Fig. 7