



US00D467456S

(12) **United States Design Patent**  
**Yen**

(10) **Patent No.:** **US D467,456 S**

(45) **Date of Patent:** **\*\* Dec. 24, 2002**

(54) **TOWEL BAR**

(76) **Inventor:** **Kuo-Chi Yen**, No. 310, Wenshinnan 6<sup>th</sup>  
Rd., Nantuen Chiu, Taichung (TW)

(\*\*) **Term:** **14 Years**

(21) **Appl. No.:** **29/150,833**

(22) **Filed:** **Nov. 29, 2001**

(51) **LOC (7) Cl.** ..... **06-04**

(52) **U.S. Cl.** ..... **D6/549**

(58) **Field of Search** ..... D6/546-50, 518,  
D6/522-24; D8/300, 307-308, 315-20;  
108/29; 211/13.1, 16, 60.1, 86.01, 87.01,  
88.04, 105.1-105.2, 106, 123, 181.1; 242/570,  
588-90, 597-98; 248/49, 175, 200-201,  
205.1, 214, 251-54, 261, 302, 304, 309.1,  
314-17

(56) **References Cited**

**U.S. PATENT DOCUMENTS**

1,972,282	A	*	9/1934	Wittstein	.....	211/123
D291,639	S	*	9/1987	Chap	.....	D6/549
D318,590	S		7/1991	McKeone	.....	D6/524
D328,215	S		7/1992	McKeone	.....	D6/524
D337,014	S		7/1993	Wang	.....	D6/550
D337,230	S		7/1993	Wang	.....	D6/550
D357,379	S		4/1995	Lehn et al.	.....	D6/549
D357,840	S		5/1995	Lehn et al.	.....	D6/549
D362,361	S		9/1995	Lehn et al.	.....	D6/523

D390,397	S		2/1998	Chen	.....	D6/550
D406,484	S		3/1999	Wu	.....	D6/566
D407,931	S		4/1999	Sweetman	.....	D6/524
D408,669	S		4/1999	Kuo	.....	D6/550
D416,785	S		11/1999	Ming-Hsiao	.....	D6/549
D417,112	S		11/1999	Chen	.....	D6/546
D417,576	S		12/1999	Ming-Hsiao	.....	D6/549
D417,989	S		12/1999	Moore et al.	.....	D6/524
D417,995	S		12/1999	Chen	.....	D6/550
D424,354	S		5/2000	Duggan	.....	D6/550
D438,040	S	*	2/2001	Funk	.....	D6/524
D453,437	S	*	2/2002	Gilbert	.....	D6/549

\* cited by examiner

*Primary Examiner*—Brian N. Vinson

(74) *Attorney, Agent, or Firm*—Brinks Hofer Gilson & Lione

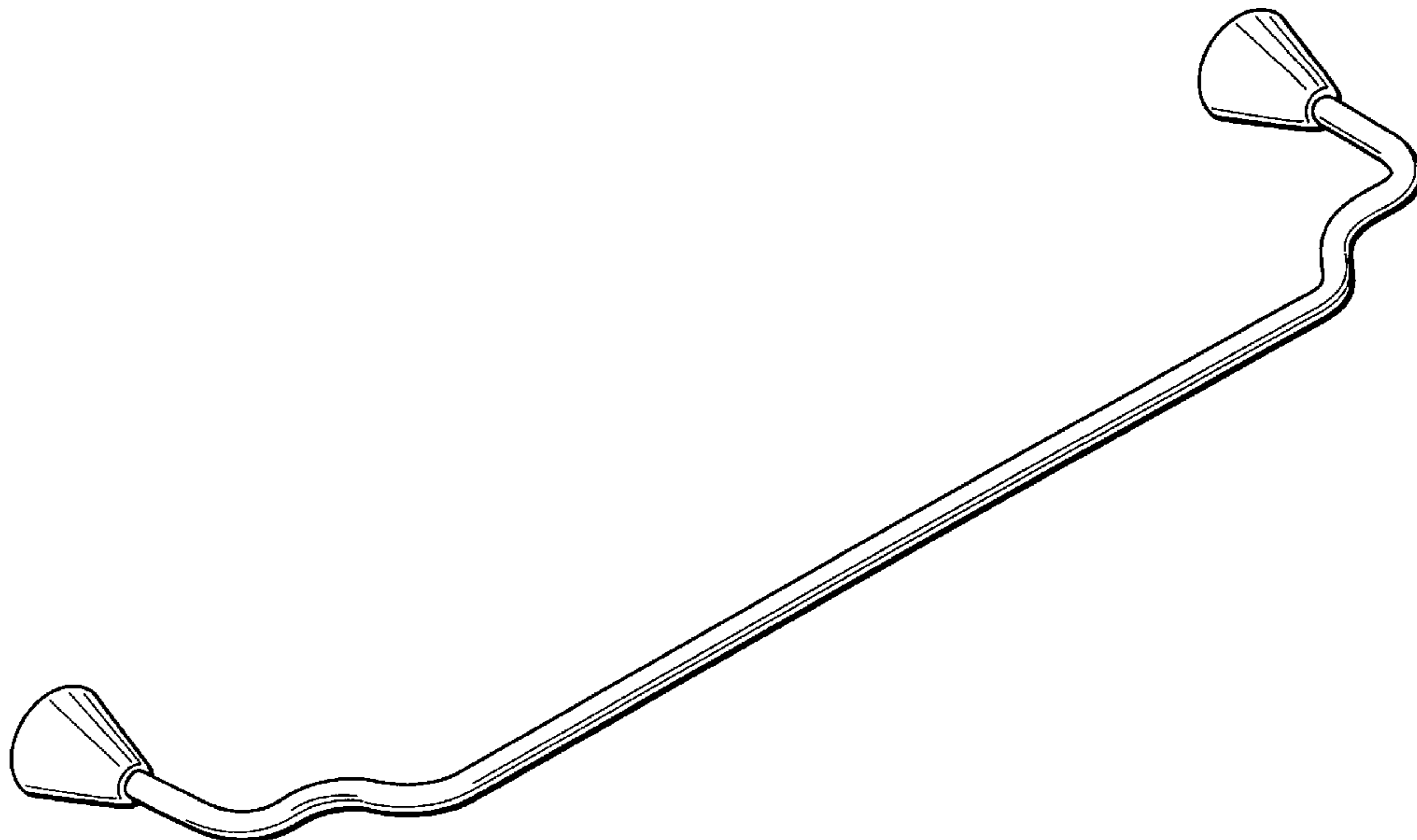
(57) **CLAIM**

The ornamental design for a towel bar, as shown and described.

**DESCRIPTION**

FIG. 1 is a perspective view showing our new design.  
FIG. 2 is a top elevational view thereof.  
FIG. 3 is a bottom elevational view thereof.  
FIG. 4 is a left elevational view thereof.  
FIG. 5 is a right elevational view thereof.  
FIG. 6 is a front elevational view thereof; and,  
FIG. 7 is a rear elevational view thereof.

**1 Claim, 4 Drawing Sheets**



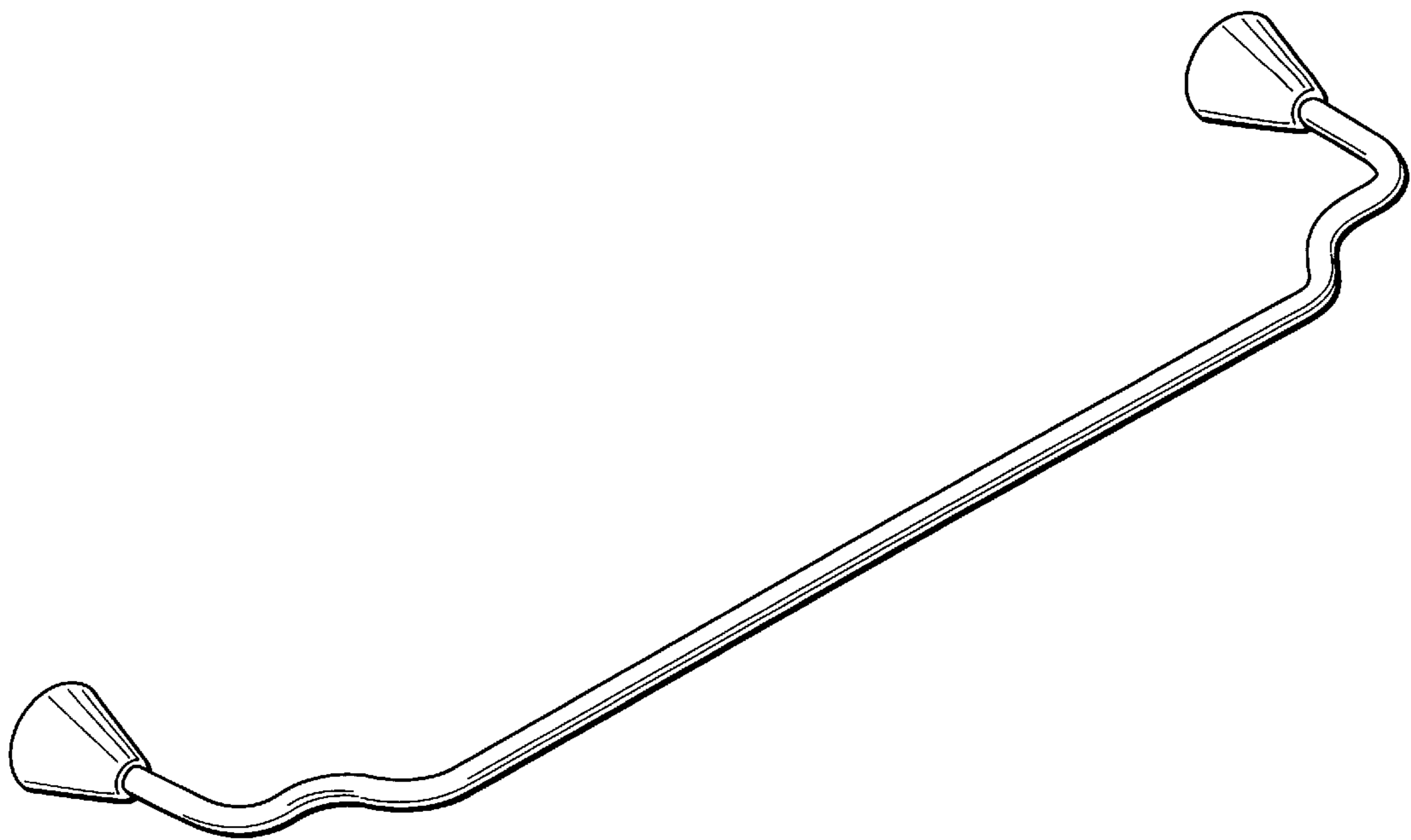


FIG. 1

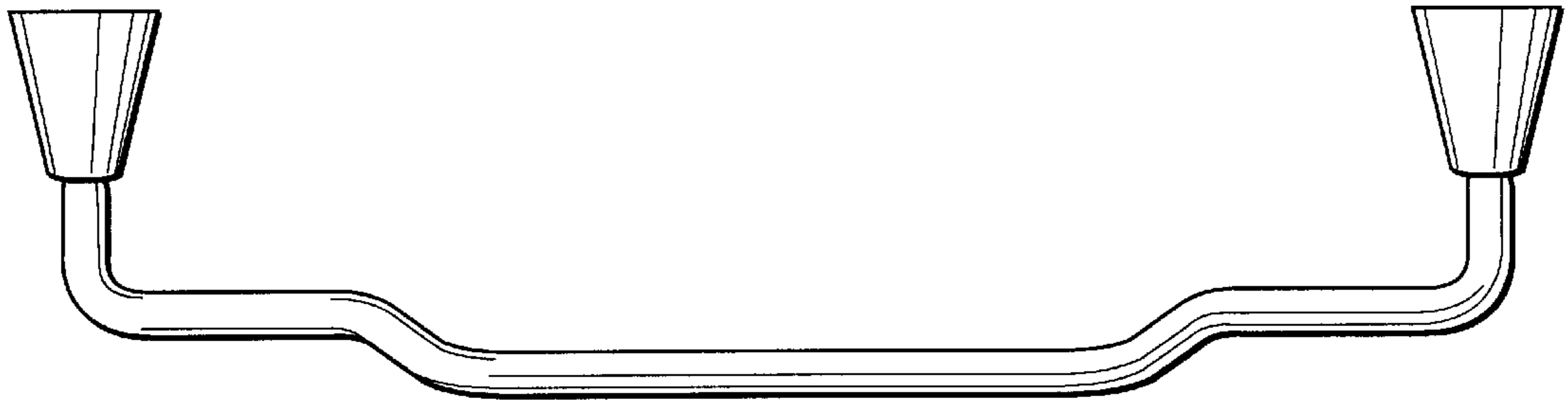


FIG. 2




FIG. 3

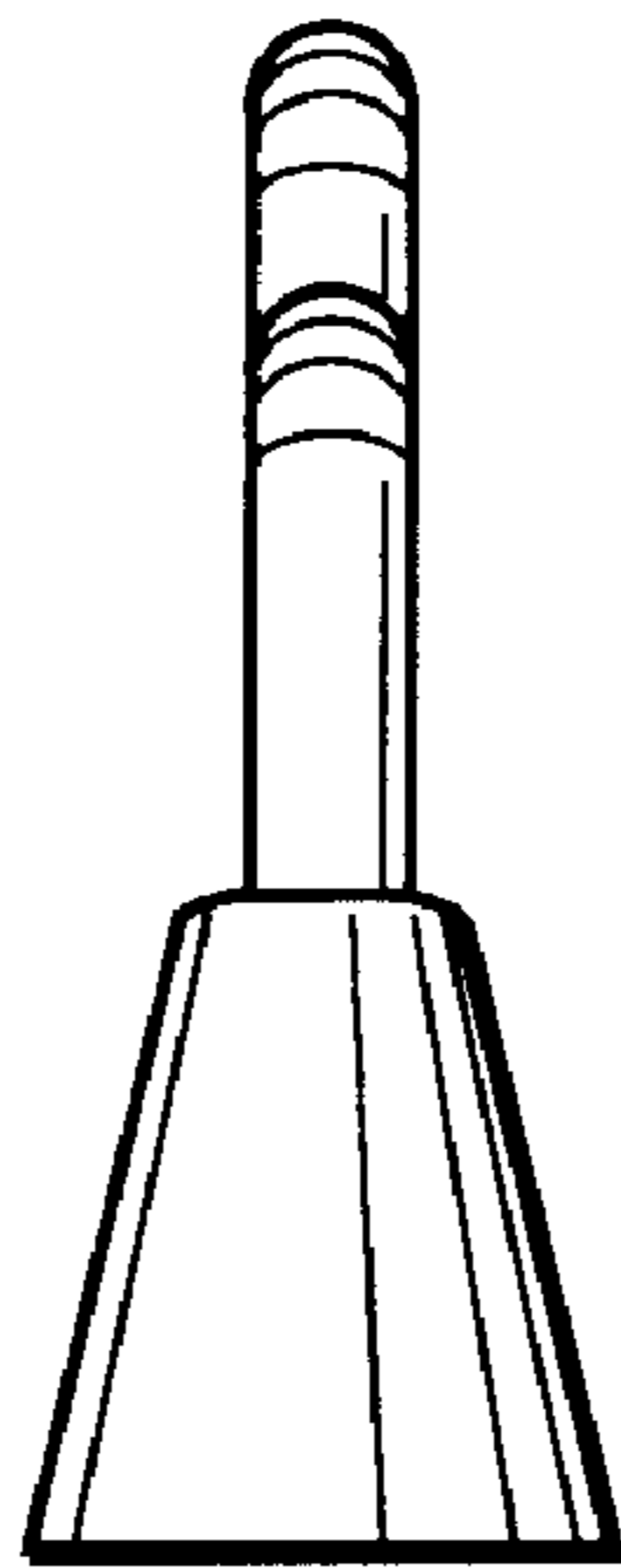


FIG. 4

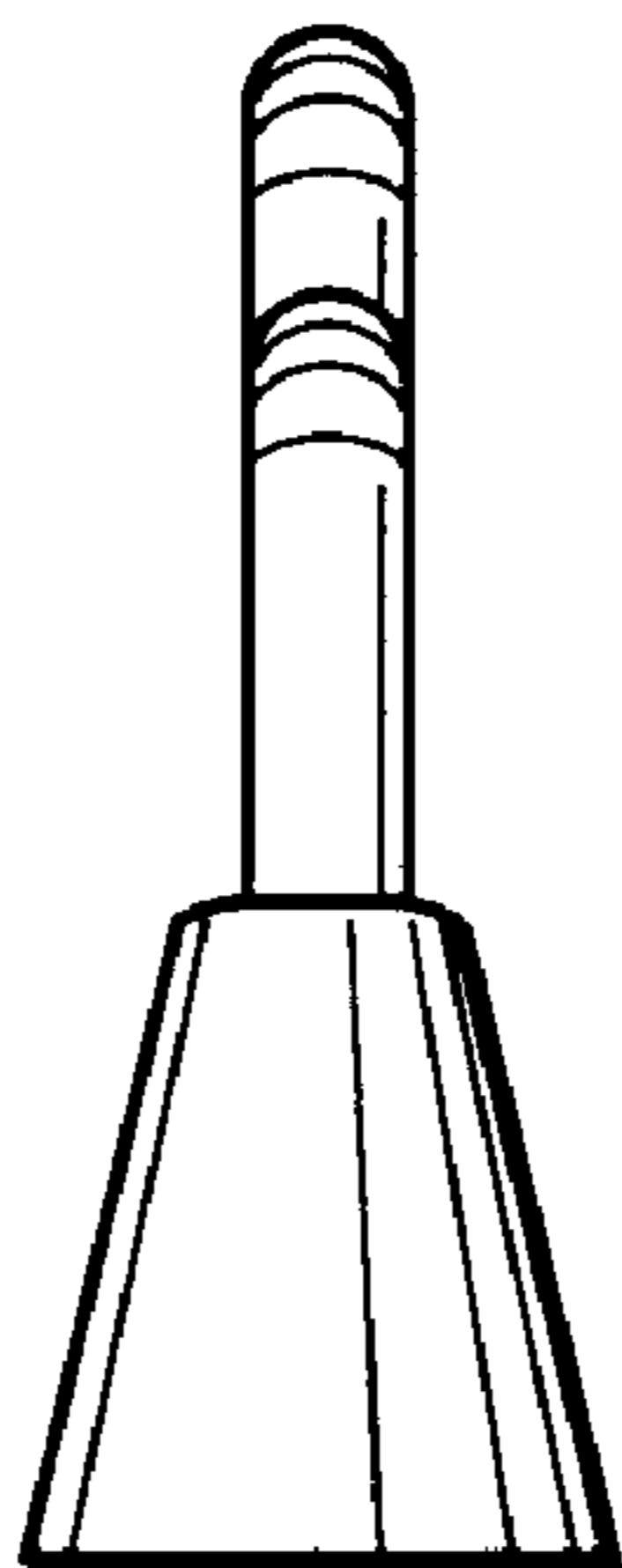


FIG. 5




FIG. 6

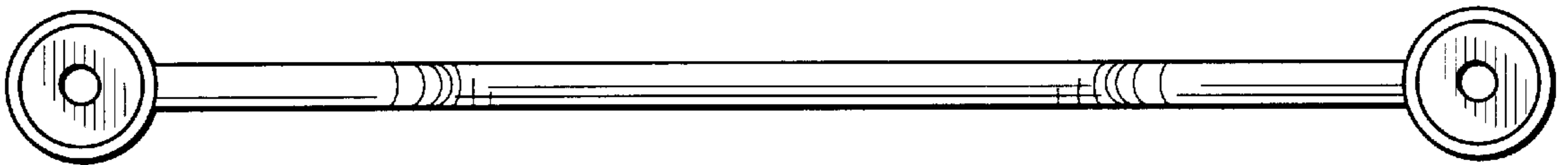


FIG. 7