



US00D467451S

(12) **United States Design Patent**
High

(10) **Patent No.:** **US D467,451 S**

(45) **Date of Patent:** **** Dec. 24, 2002**

(54) **PANEL SUPPORT FOR A MULTI-LEVEL
SLIDE-ON PANEL SYSTEM FOR OFFICE
FURNITURE**

(75) Inventor: **Bruce High**, Singapore (SG)

(73) Assignee: **Technigroup Far East PTE Ltd.**,
Singapore (SG)

(**) Term: **14 Years**

(21) Appl. No.: **29/160,492**

(22) Filed: **May 13, 2002**

Related U.S. Application Data

(62) Division of application No. 29/127,636, filed on Aug. 9,
2000.

(30) **Foreign Application Priority Data**

Mar. 13, 2000 (GB) 2091331

(51) **LOC (7) Cl.** **06-06**

(52) **U.S. Cl.** **D6/492**

(58) **Field of Search** D6/332, 396, 397,
D6/421, 422, 423, 426, 491, 492, 494,
509, 510, 511; 52/205, 239, 582.1; 312/245,
246

(56) **References Cited**

U.S. PATENT DOCUMENTS

D290,670 S * 7/1987 Nathan et al. D6/511

5,277,005 A * 1/1994 Hellwig et al. 52/220.1
D353,731 S * 12/1994 Burgasser et al. D6/495
5,600,926 A * 2/1997 Ehrlich 52/239
5,970,675 A * 10/1999 Schray 52/582.1
D428,285 S * 7/2000 Hughes et al. D6/510
6,105,794 A * 8/2000 Bauer 248/235
6,282,854 B1 * 9/2001 Vos et al. 52/239

* cited by examiner

Primary Examiner—Cathron C. Brooks

(74) *Attorney, Agent, or Firm*—Notaro & Michalos P.C.

(57) **CLAIM**

The ornamental design for a panel support for a multi-level
slide-on panel system for office furniture, as shown and
described.

DESCRIPTION

FIG. 1 is a back elevational view of my panel support for a
multi-level panel system for office furniture;

FIG. 2 is a side elevational view thereof, the opposite side
being an identical image thereof;

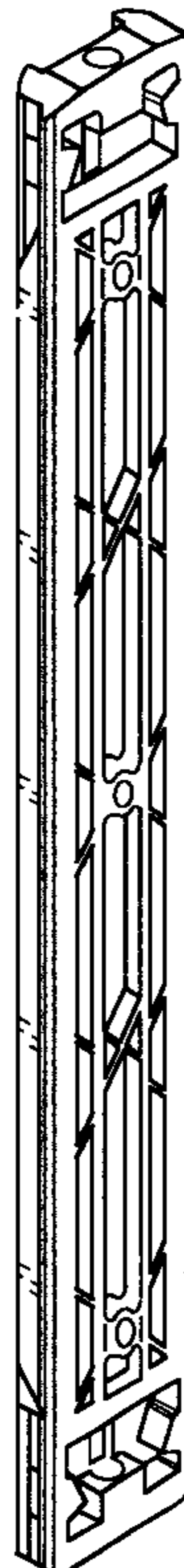
FIG. 3 is a front elevational view thereof;

FIG. 4 is a top plan view thereof, with a broken line showing
of a channel for illustrative purposes only and forming no
part of the claimed design;

FIG. 5 is a rear top left perspective view thereof; and,

FIG. 6 is a front top right perspective view thereof.

1 Claim, 1 Drawing Sheet



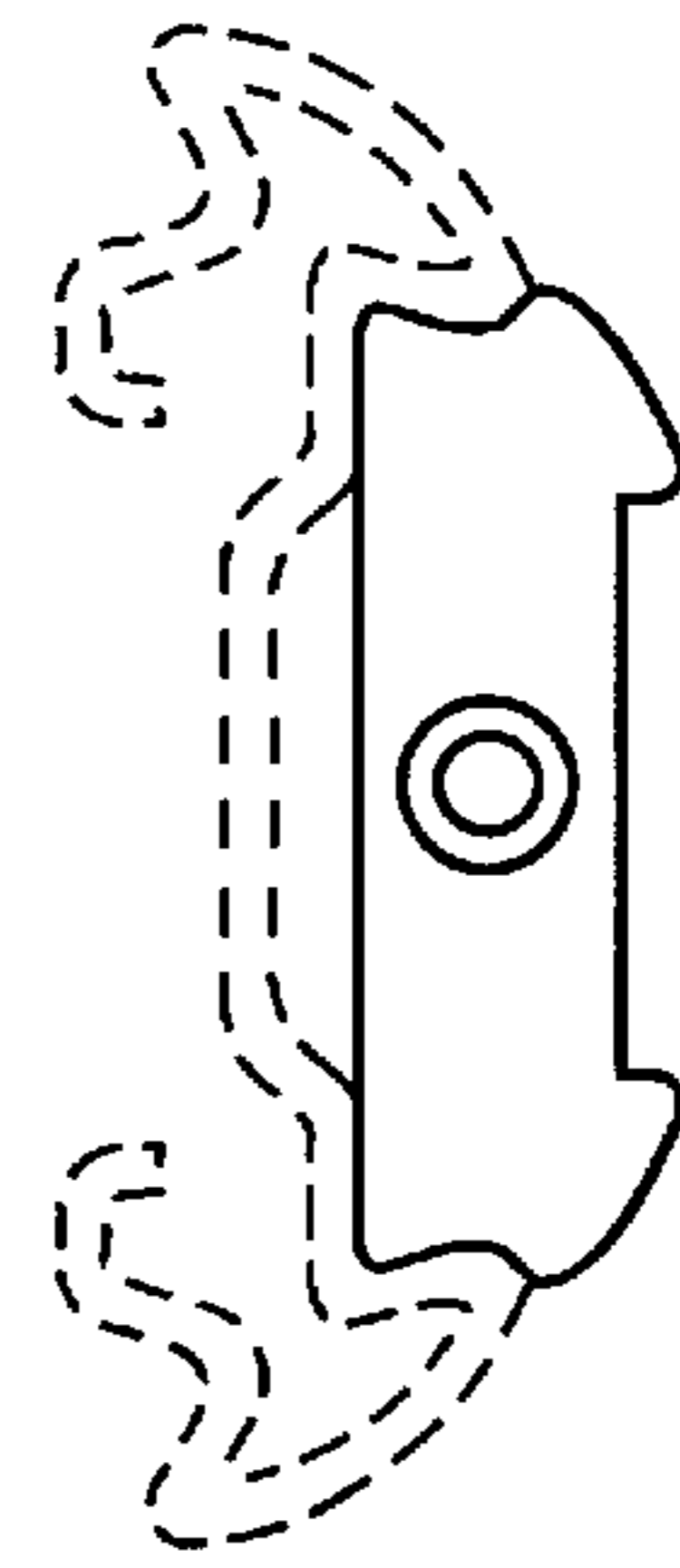


FIG. 4




FIG. 1



FIG. 2

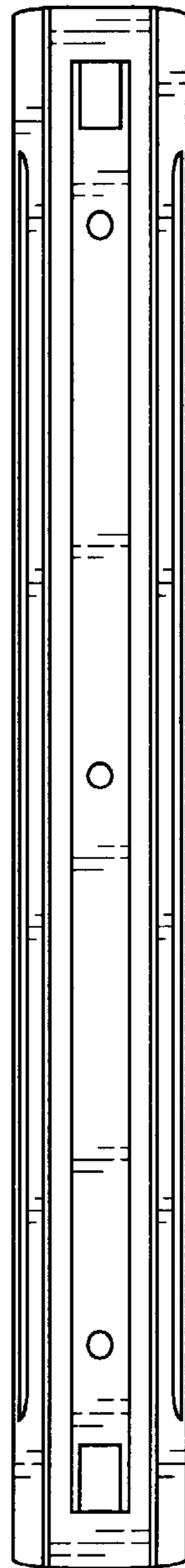


FIG. 3

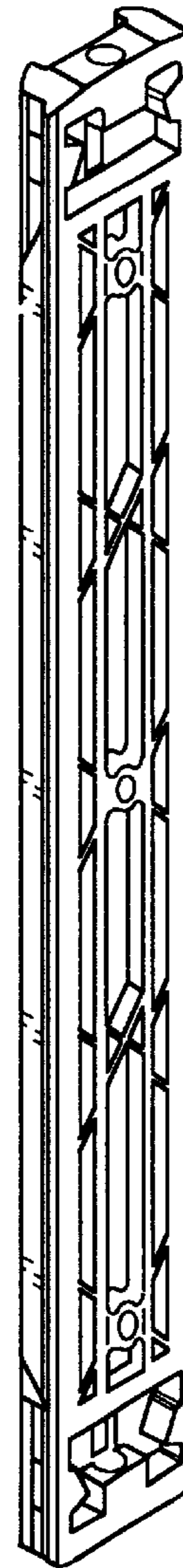


FIG. 5

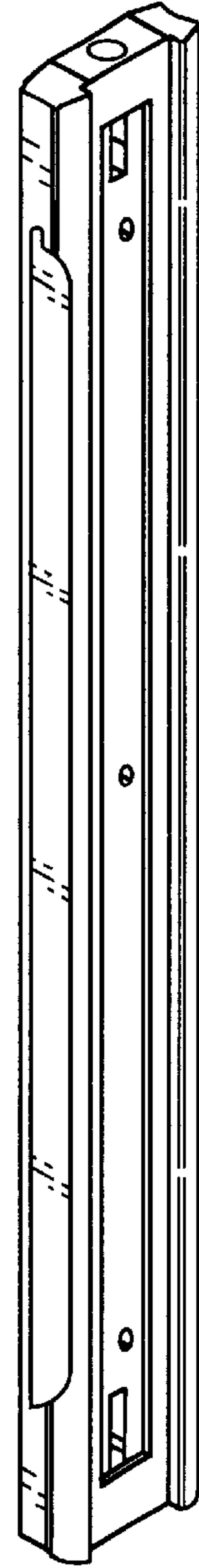


FIG. 6