



US00D467432S

(12) **United States Design Patent** (10) **Patent No.:** **US D467,432 S**
Callendrille, Jr. (45) **Date of Patent:** **** Dec. 24, 2002**

(54) **PUMP TOOTHBRUSH**

(75) **Inventor:** **John Louis Callendrille, Jr.,**
Plainview, NY (US)

(73) **Assignee:** **Ranir/DCP Corporation,** West Orange,
NJ (US)

(**) **Term:** **14 Years**

(21) **Appl. No.:** **29/155,898**

(22) **Filed:** **Feb. 19, 2002**

(51) **LOC (7) Cl.** **04-02**

(52) **U.S. Cl.** **D4/108**

(58) **Field of Search** D4/101-112, 127,
D4/132, 134, 138; 15/22.1, 28, 29, 167.1,
143.1; 16/110.1, 430; 132/308, 311; 601/142

(56) **References Cited**

U.S. PATENT DOCUMENTS

D396,957 S	*	8/1998	Allende	D4/101
D399,657 S	*	10/1998	Davanzo	D4/108
5,918,995 A		7/1999	Puurunen		
6,026,532 A	*	2/2000	Catanzaro	D4/108

OTHER PUBLICATIONS

“Pump Brush” Toothbrush with Pump—product information, 001541; www.pumpbrush.com/index.html (Feb. 2, 2002—6 pgs).

* cited by examiner

Primary Examiner—Lisa Lichtenstein
(74) *Attorney, Agent, or Firm*—Drinker Biddle & Reath LLP

(57) **CLAIM**

The ornamental design for a pump toothbrush, as shown and described.

DESCRIPTION

FIG. 1 is a perspective view from the left side of a pump toothbrush showing my design;

FIG. 2 is an elevational view as seen from the front thereof;

FIG. 3 is an elevational view as seen from the back thereof;

FIG. 4 is a left side elevational view;

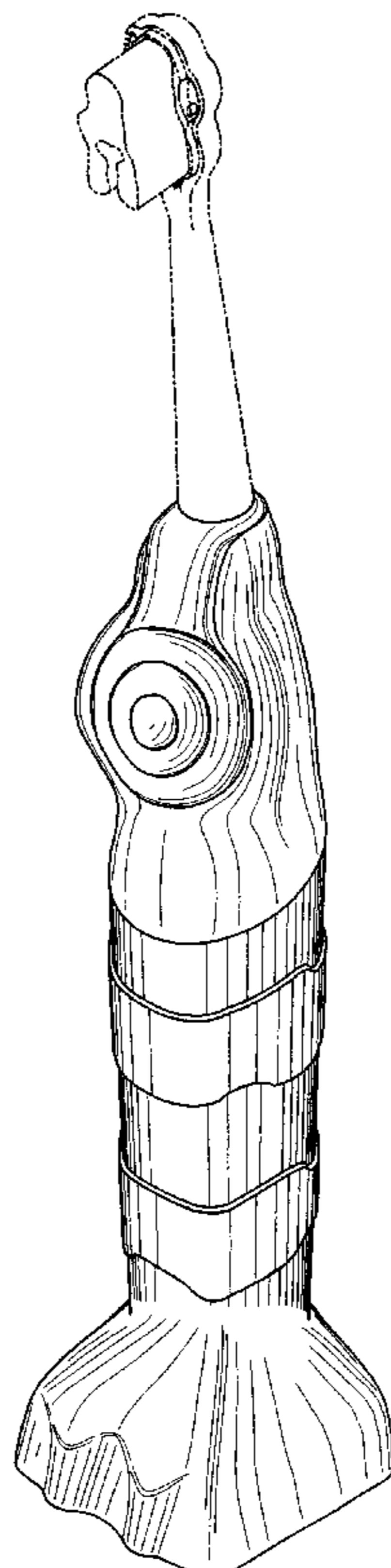
FIG. 5 is a right side elevational view;

FIG. 6 is an elevational view thereof as seen from the head end thereof; and,

FIG. 7 is an elevational view thereof as seen from the bottom end thereof.

The broken line showing the toothbrush head and bristles in FIGS. 1-6, is for illustration purposes only and forms no part of those embodiments.

1 Claim, 4 Drawing Sheets



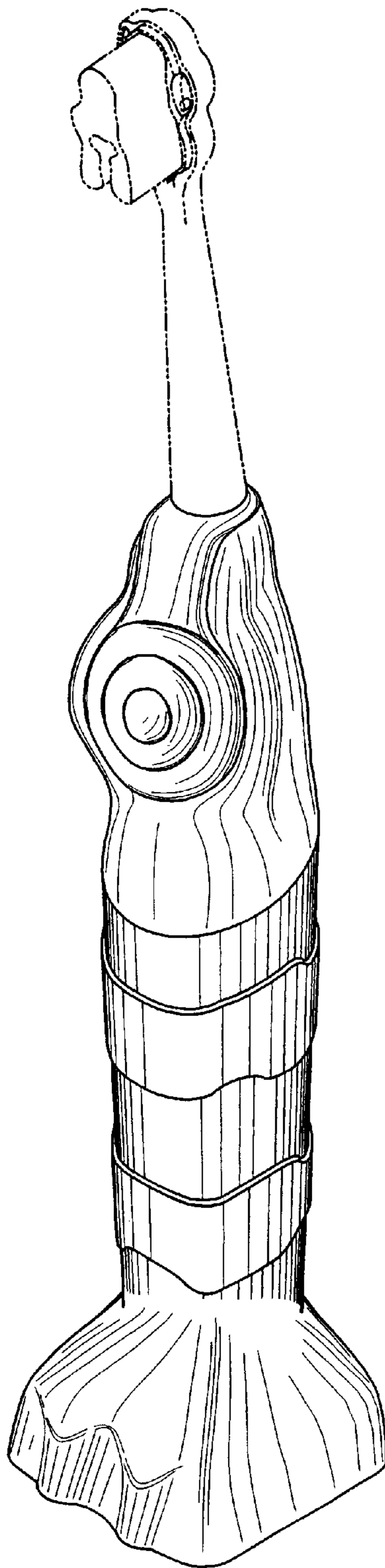


FIG. 1

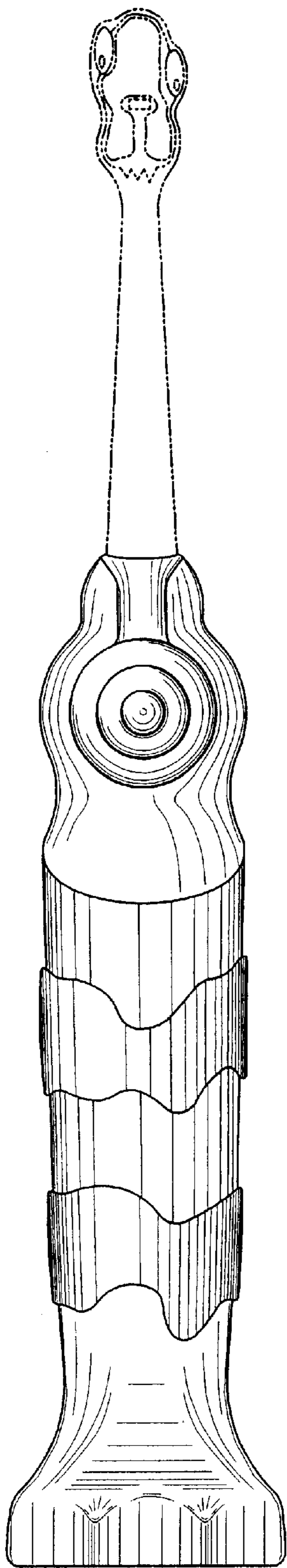


FIG. 2

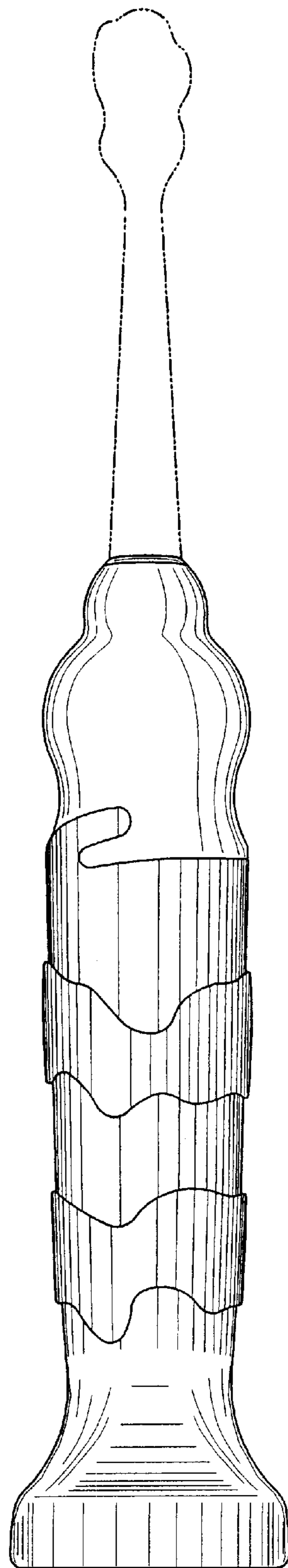


FIG. 3

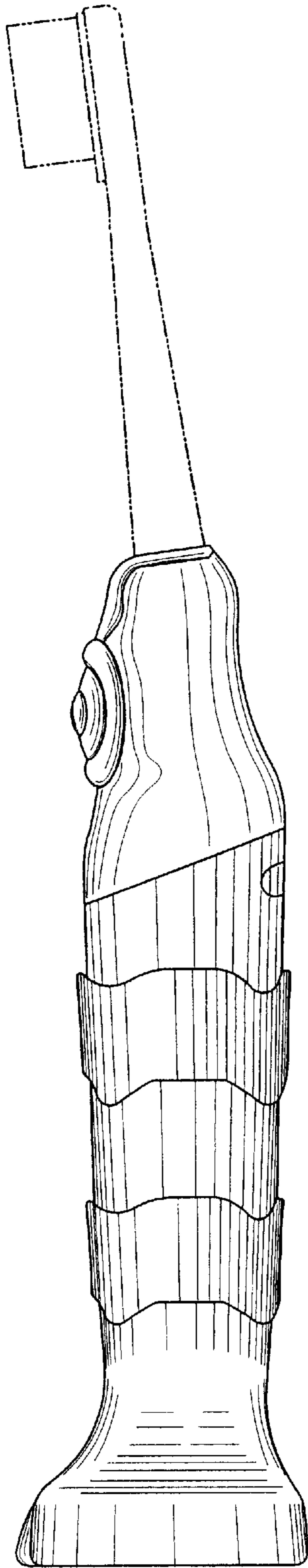


FIG. 4

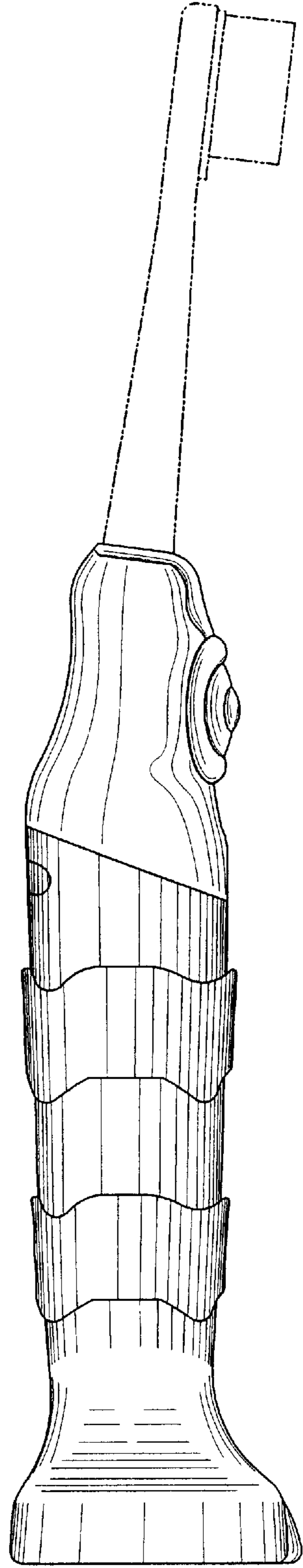


FIG. 5

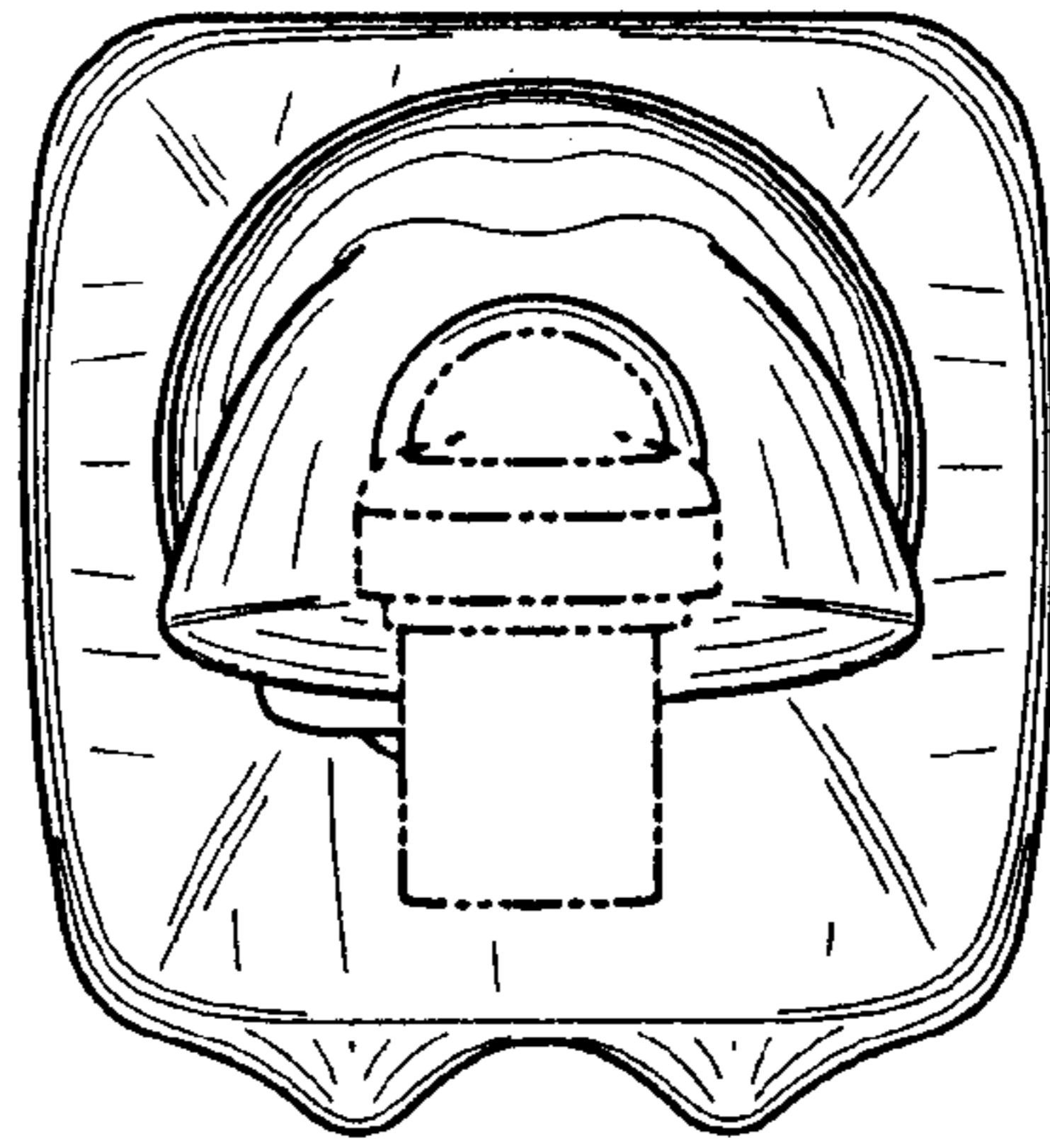


FIG. 6

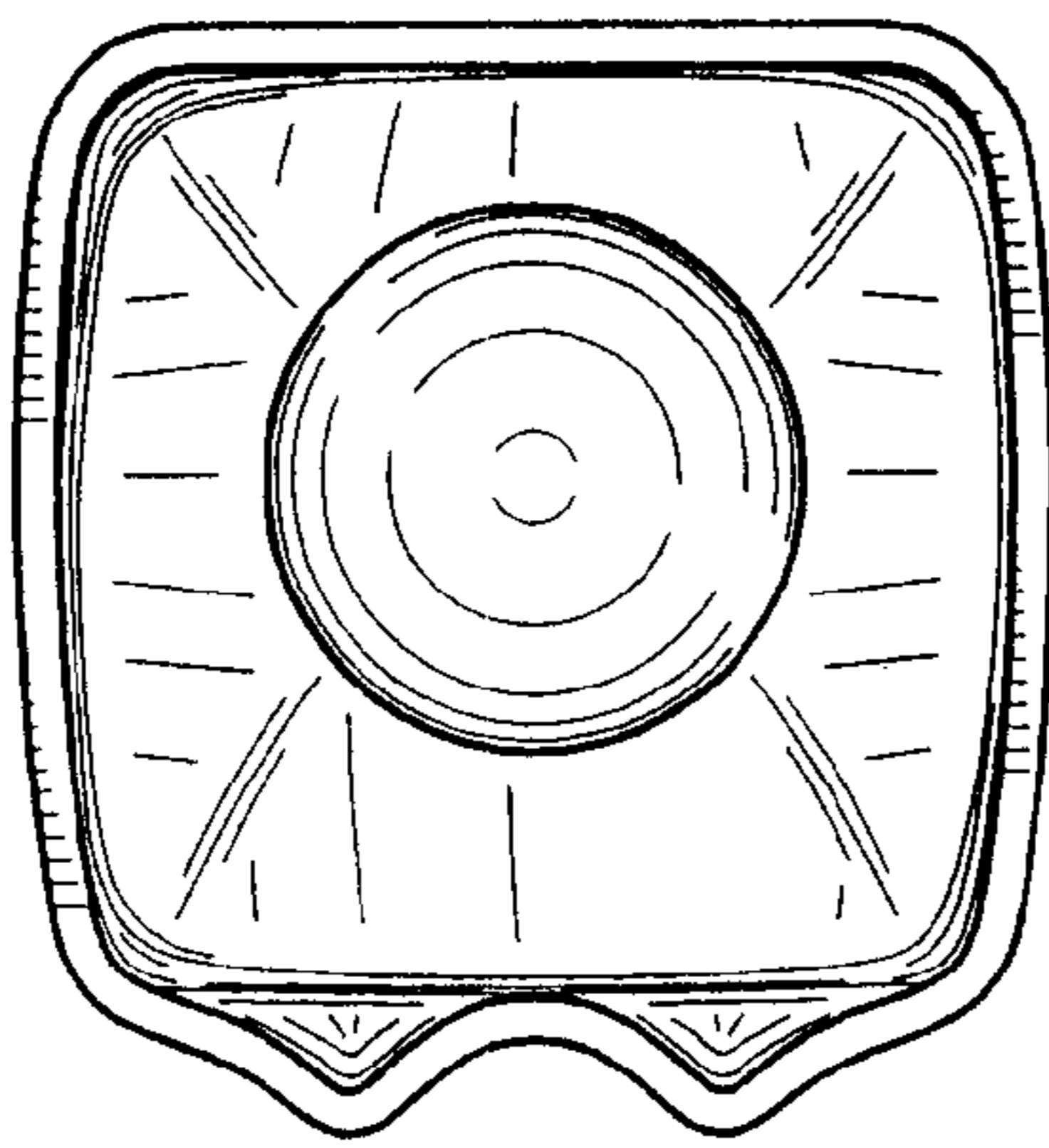


FIG. 7