



US00D467430S

(12) **United States Design Patent**
Ping

(10) **Patent No.:** **US D467,430 S**

(45) **Date of Patent:** **** Dec. 24, 2002**

(54) **TOOTHBRUSH**

(75) Inventor: **Han Guo Ping**, Jiangsu (CN)

(73) Assignee: **Colgate-Palmolive Company**, New York, NY (US)

(**) Term: **14 Years**

(21) Appl. No.: **29/148,002**

(22) Filed: **Sep. 13, 2001**

(51) **LOC (7) Cl.** **04-02**

(52) **U.S. Cl.** **D4/104**

(58) **Field of Search** D4/104-112, 138,
D4/134; 15/143.1, 159.1, 160, 167.1, 167.2,
186, 187, 191.1, 192, 193, DIG. 5; 132/308;
601/139, 141

(56) **References Cited**

U.S. PATENT DOCUMENTS

D324,775 S	*	3/1992	Kreisher et al.	D4/104
D328,392 S	*	8/1992	Holstein et al.	D4/104
5,398,369 A	*	3/1995	Heinzelman et al.	15/143.1
D371,241 S	*	7/1996	Dair et al.	D4/104
D438,012 S	*	2/2001	Cheong et al.	D4/104

* cited by examiner

Primary Examiner—Lisa Lichtenstein

(74) *Attorney, Agent, or Firm*—Henry S. Goldfine

(57) **CLAIM**

The ornamental design for a toothbrush, as shown and described.

DESCRIPTION

FIG. 1 is a front elevation view of a toothbrush showing my new design;

FIG. 2 is a left side elevation view thereof; the right side elevation being a mirror image;

FIG. 3 is a back elevation view thereof;

FIG. 4 is a top plan view thereof;

FIG. 5 is a bottom plan view thereof;

FIG. 6 is a front perspective view, as viewed from the bottom left side thereof;

FIG. 7 is a back perspective view, as viewed from the bottom right side thereof;

FIG. 8 is a front elevation view of a second embodiment of the toothbrush of my new design;

FIG. 9 is a left side elevation view of FIG. 8; the right side elevation being a mirror image;

FIG. 10 is a back elevation view of FIG. 8;

FIG. 11 is a top plan view of FIG. 8;

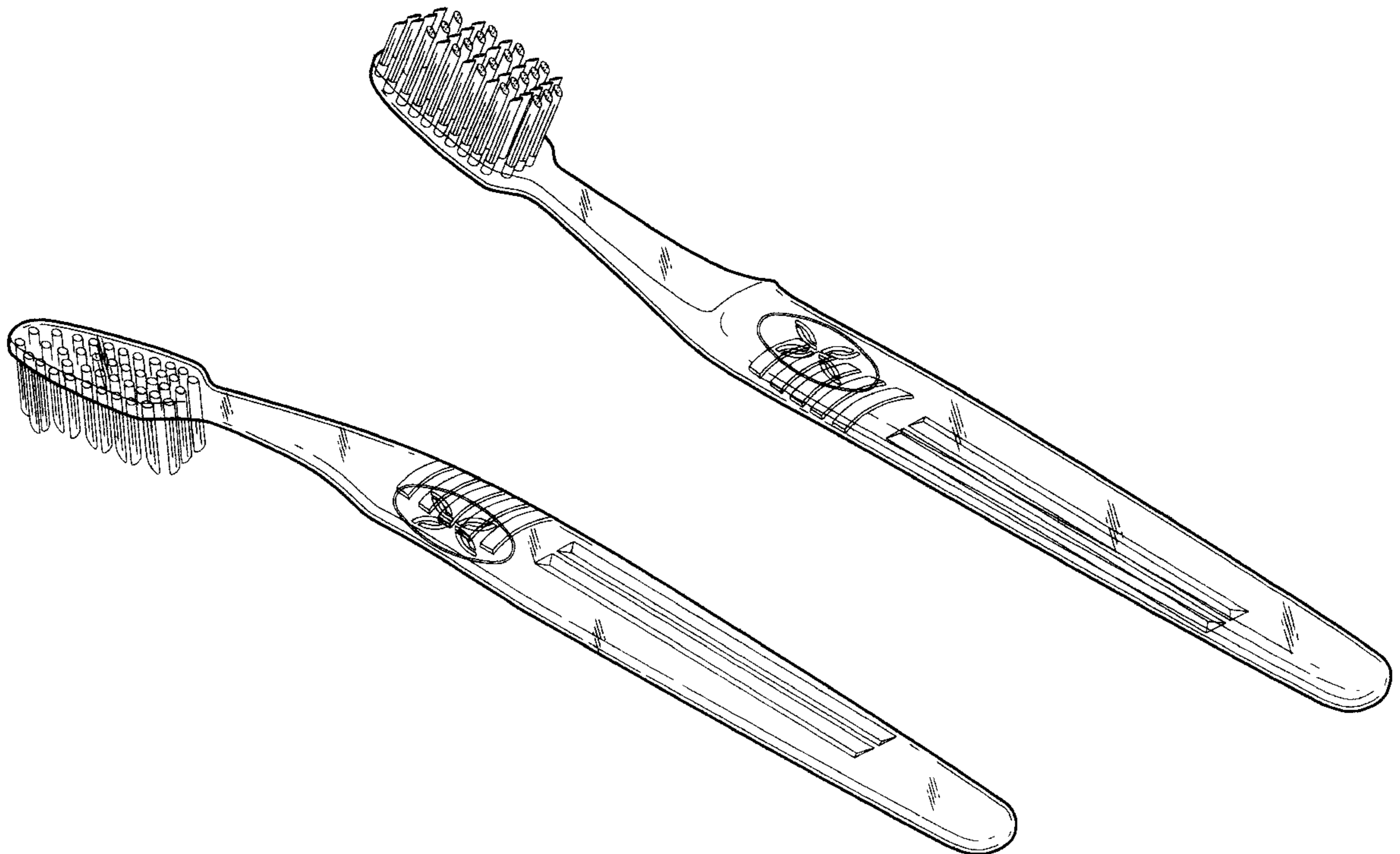
FIG. 12 is a bottom plan view of FIG. 8;

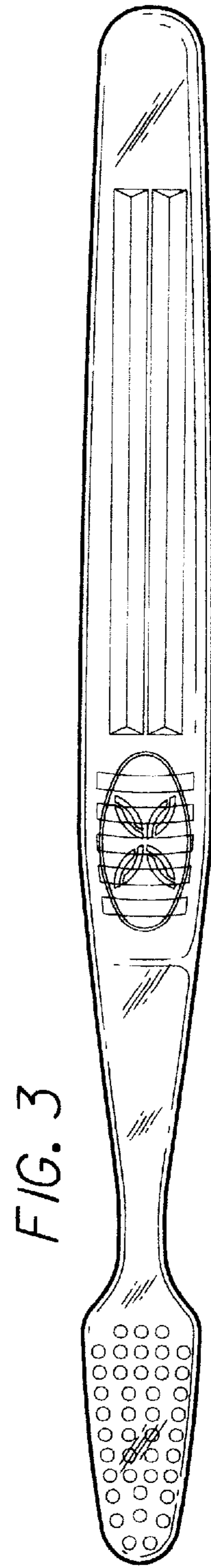
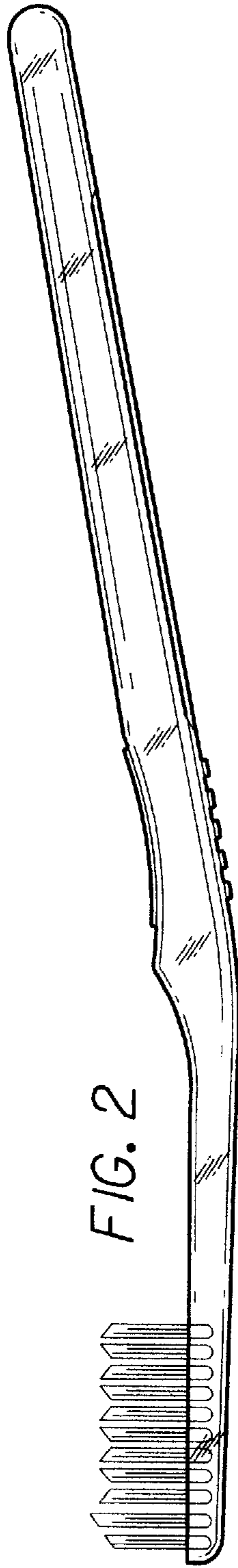
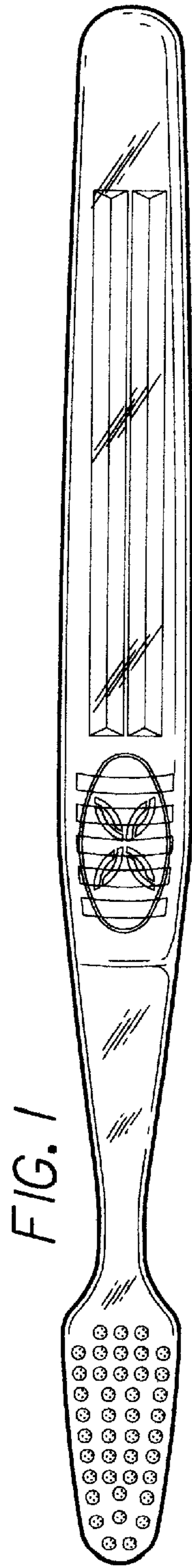
FIG. 13 is a front perspective view, as viewed from the bottom left side of FIG. 8; and,

FIG. 14 is a back perspective view, as viewed from the bottom right side of FIG. 8.

The bristle patterns of FIGS. 8-14 are shown in broken lines for illustrative purposes only and form no part of the claimed design.

1 Claim, 6 Drawing Sheets








FIG. 5

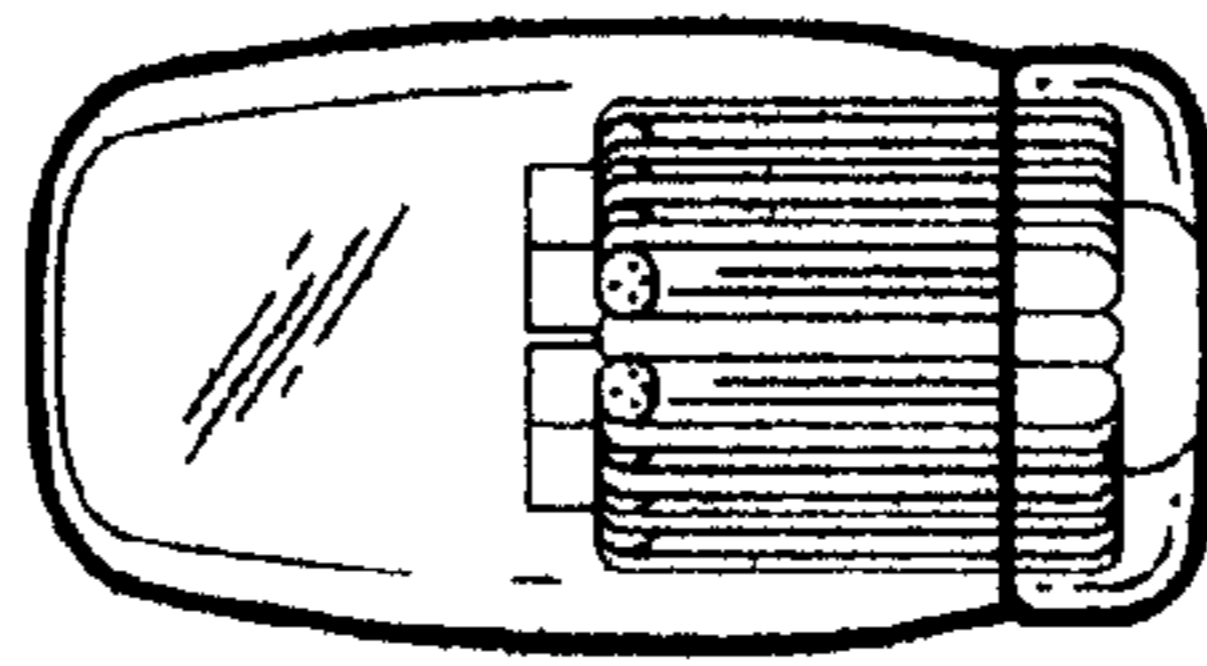


FIG. 4

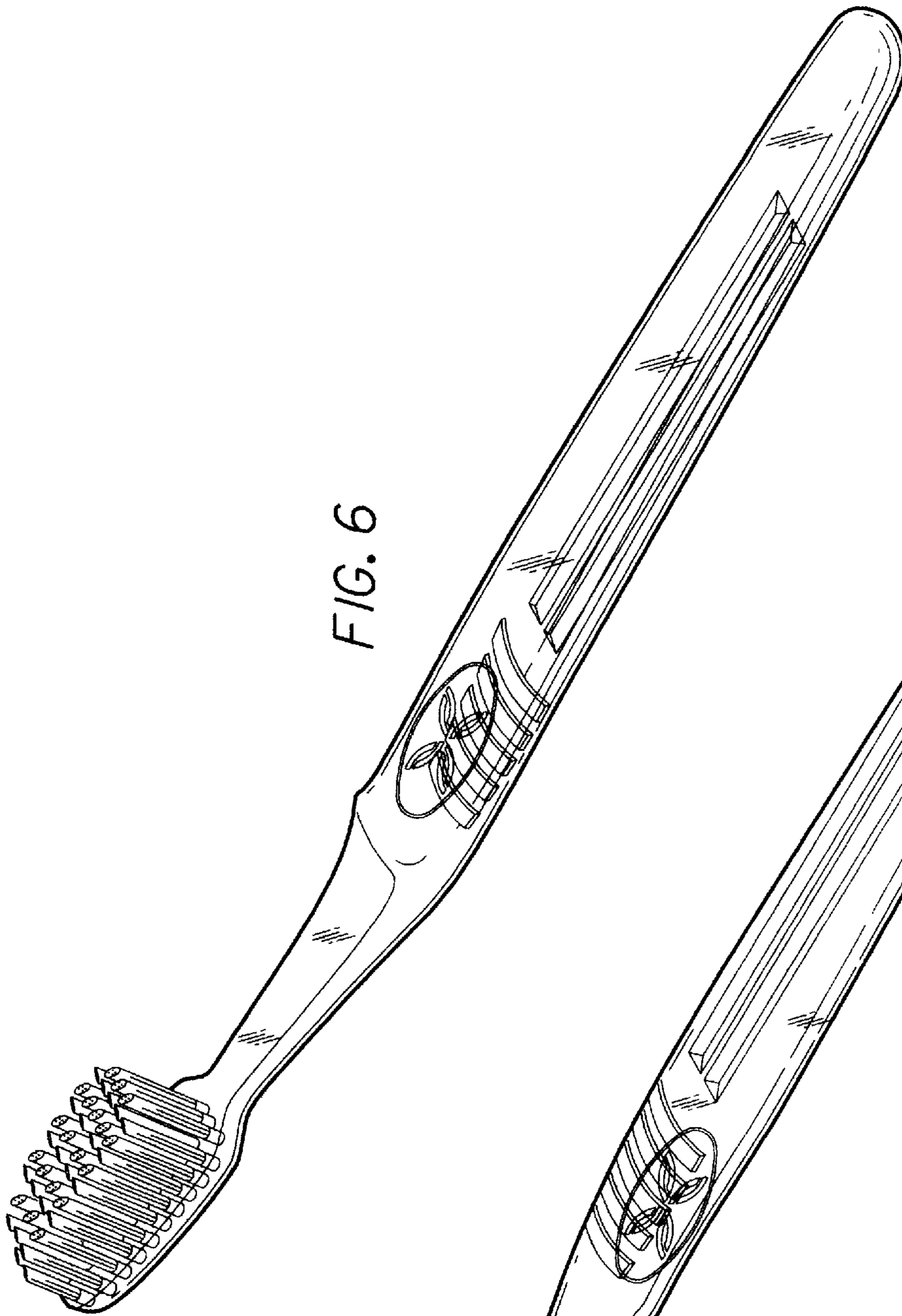


FIG. 6

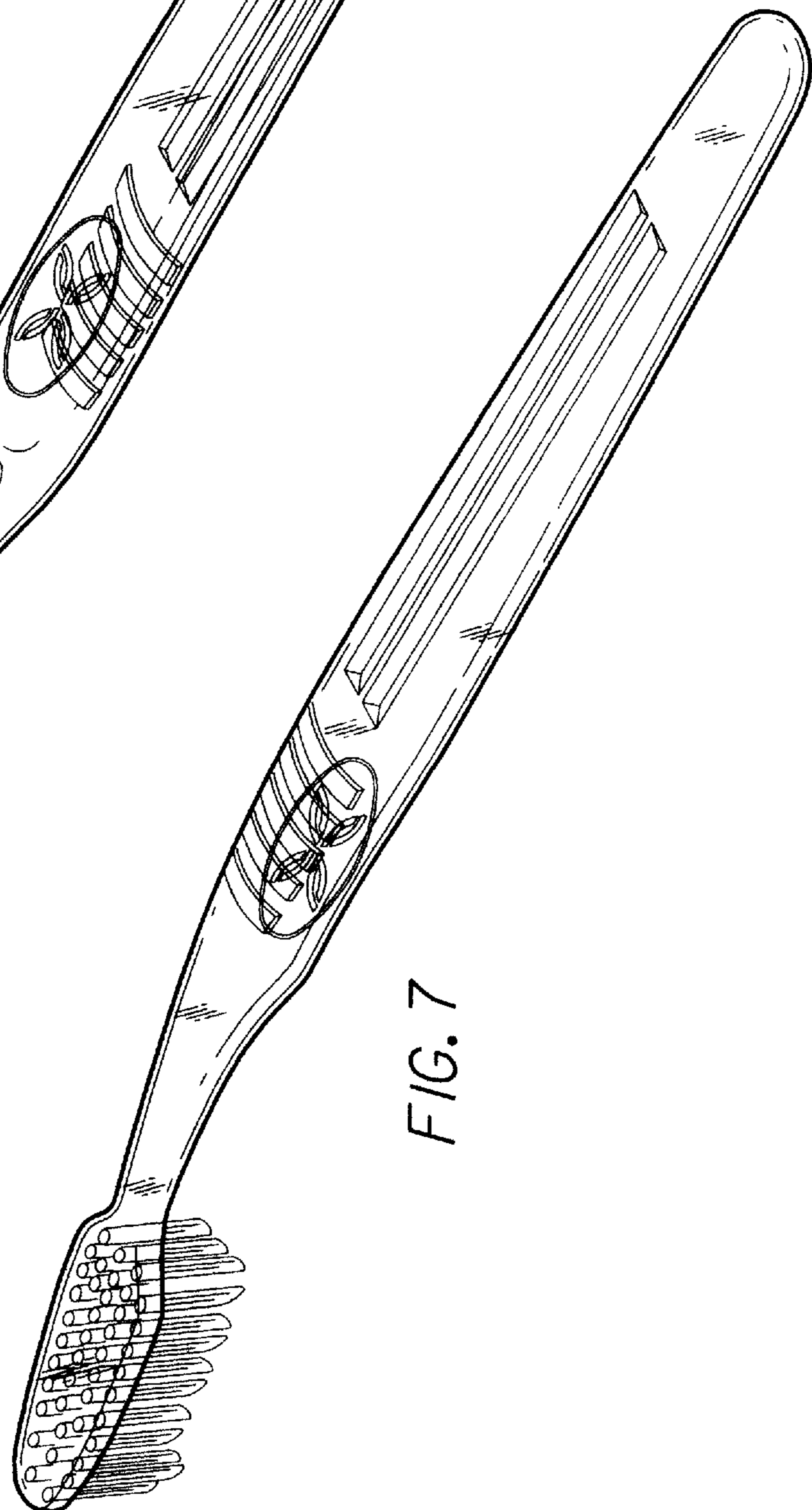
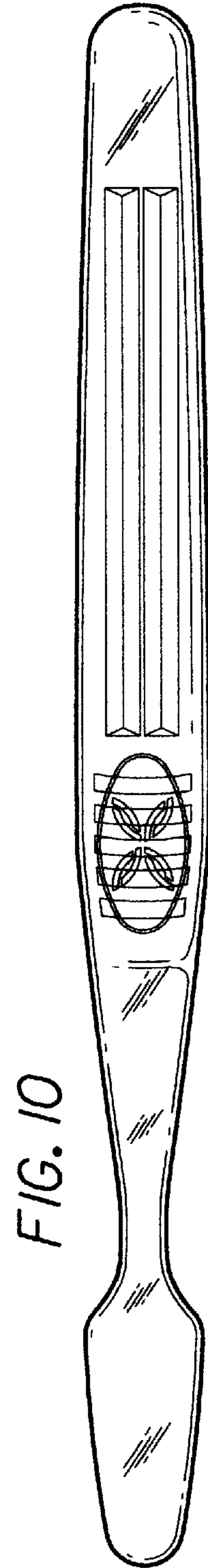
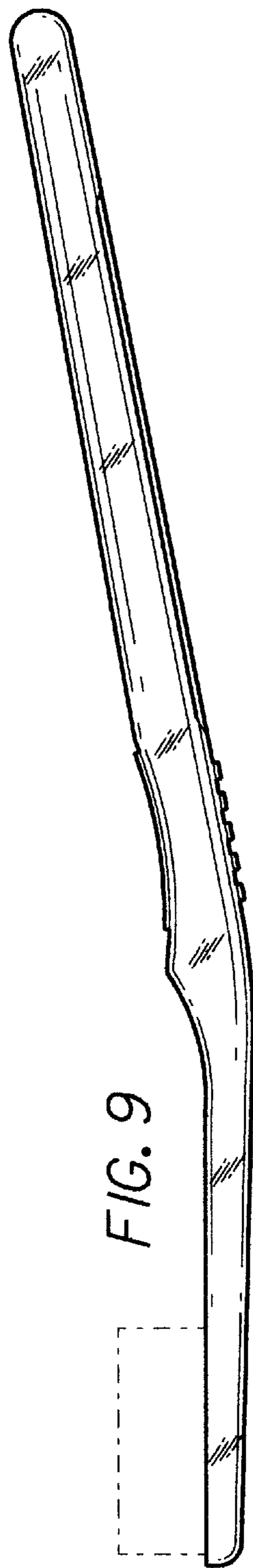
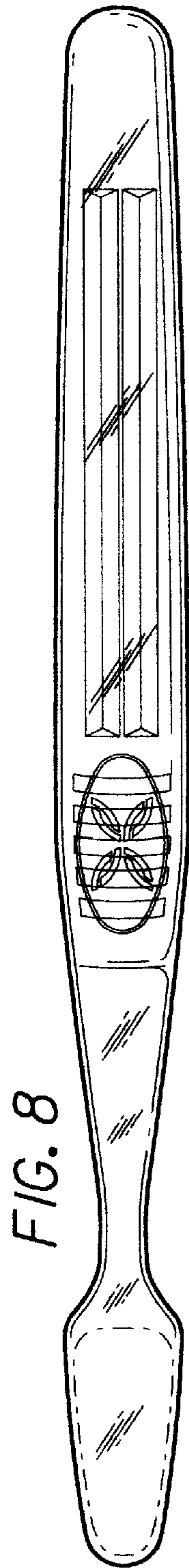


FIG. 7






FIG. 12




FIG. 11

