



US00D467419S

(12) **United States Design Patent**  
**Vazquez**

(10) **Patent No.:** **US D467,419 S**

(45) **Date of Patent:** **\*\* Dec. 24, 2002**

(54) **CONVEX COMPACTED U-SHAPED BAG WITH Y-SHAPED MEDIAL BINDING**

(75) **Inventor:** **Maximino Vazquez**, New York, NY (US)

(73) **Assignee:** **Maxworld, Inc.**, New York, NY (US)

(\*\*) **Term:** **14 Years**

(21) **Appl. No.:** **29/138,885**

(22) **Filed:** **Mar. 20, 2001**

**Related U.S. Application Data**

(63) Continuation-in-part of application No. 29/135,704, filed on Jan. 16, 2001.

(51) **LOC (7) Cl.** ..... **03-01**

(52) **U.S. Cl.** ..... **D3/238**

(58) **Field of Search** ..... D3/215, 226, 229, D3/232, 233, 234, 238, 244, 245, 247, 248, 249, 250, 252, 253, 254, 303, 318, 319, 321, 322; 150/102, 131, 137, 138, 143, 144, 150, 152; 383/18, 42, 43, 907; 224/666

(56) **References Cited**

**U.S. PATENT DOCUMENTS**

288,539	A	*	11/1883	Adams	.....	383/43
1,185,695	A	*	6/1916	Marshall	.....	383/43
1,491,711	A		4/1924	Levine		
2,123,447	A		7/1938	Waite	.....	2/48
2,493,085	A		1/1950	Pincus	.....	150/1.7
D205,756	S		9/1966	Triplett	.....	D9/2
3,322,176	A		5/1967	Geller	.....	150/1.7

(List continued on next page.)

*Primary Examiner*—Louis S. Zarfaz  
*Assistant Examiner*—Monica A. Weingart  
(74) *Attorney, Agent, or Firm*—Darby & Darby

(57) **CLAIM**

The ornamental design on a convex compacted U-shaped bag with Y-shaped medial binding, as shown and described.

**DESCRIPTION**

FIG. 1 is a top plan view of a convex compacted U-shaped bag with Y-shaped medial binding having a top surface with shading indicating a first preselected fabric and having a Y-shaped medial binding extending thereabout with shading indicating the first preselected fabric, the bottom plan view being a mirror image thereof;

FIG. 2 is a side elevational view illustrating a single-band lower portion of the Y-shaped medial binding and a dual band upper portion of the Y-shaped medial binding;

FIG. 3 is a front elevational view showing the dual bands of the upper portion of the medial binding;

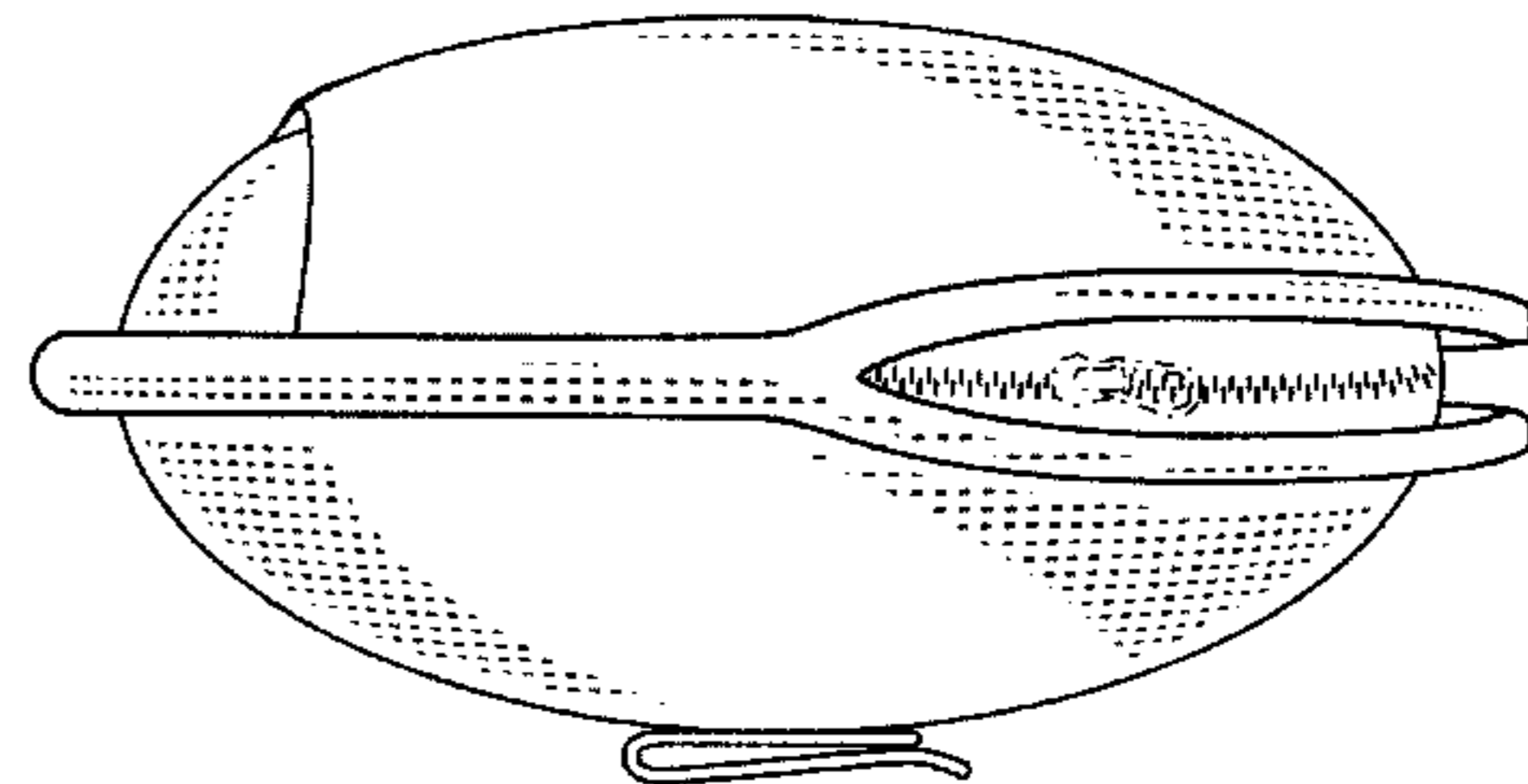
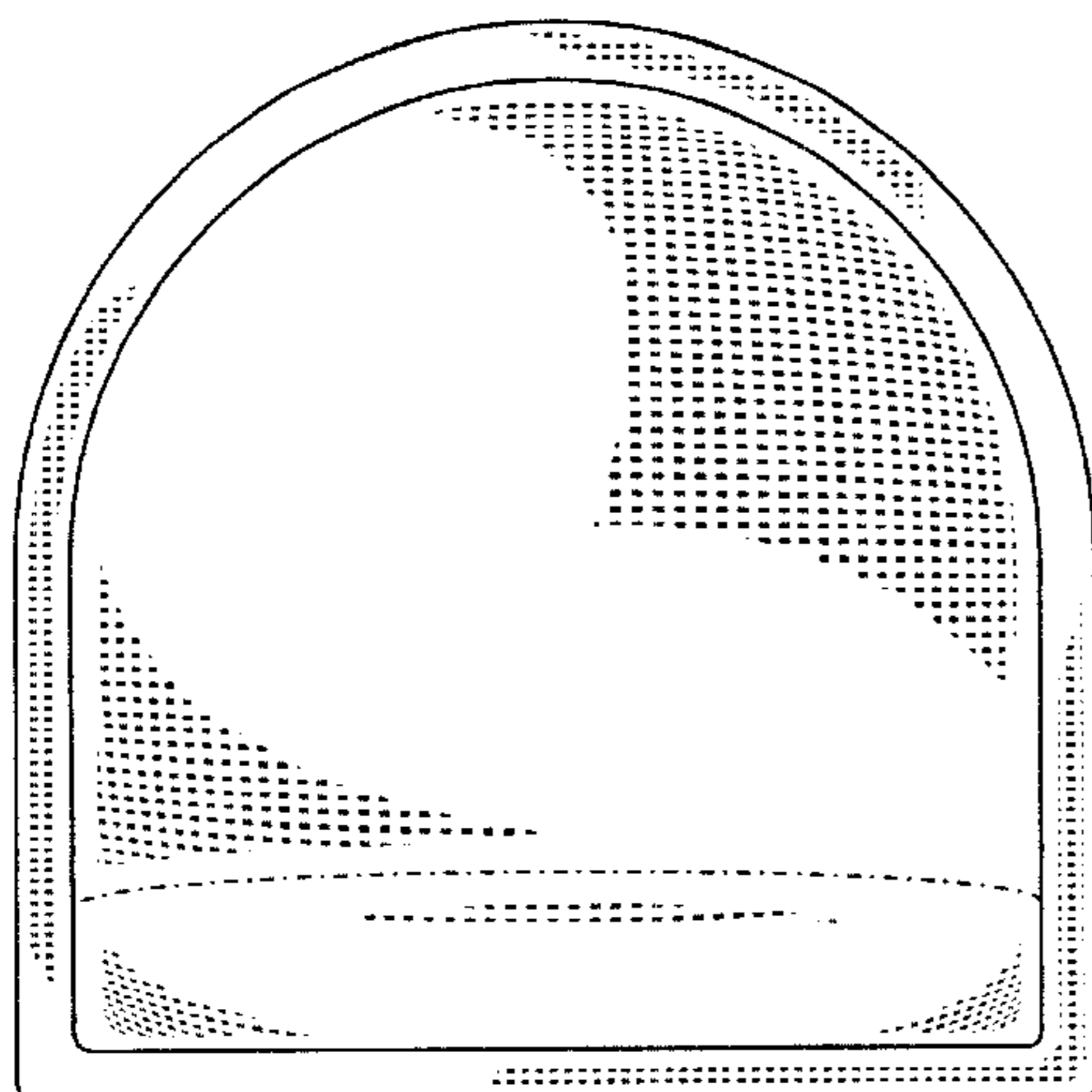
FIG. 4 is a rear elevational view, showing the lower portion of the Y-shaped medial binding;

FIG. 5 is the side elevational view of FIG. 2, now illustrating optional closures and hardware in a preferred arrangement of the convex compacted U-shaped bag with Y-shaped medial binding; and,

FIG. 6 is a side elevational view for a convex compacted U-shaped bag with Y-shaped medial binding as in FIG. 1, showing an alternative arrangement with multiple fabrics having different shading including a bottom surface with shading indicating the first preselected fabric, a top surface with shading indicating a second preselected fabric, a medial binding having a lower portion and one band of the upper portion provided with shading indicating a third preselected fabric while the second band of the upper portion has shading indicating a fourth preselected fabric, and a center portion between the first and second band of the upper portion with shading indicating a fifth preselected fabric.

The broken line showing of hardware (e.g., the closure, zipper and clip) as well as the position of the hardware relative to the claimed design and any other broken lines are to show the environment only and are not part of the claimed design. The particular rotational orientation of the upper and lower portions of the Y-shaped medial binding is not part of the claimed design.

**1 Claim, 3 Drawing Sheets**



# US D467,419 S

Page 2

---

## U.S. PATENT DOCUMENTS

4,044,933 A *	8/1977	Artz	.....	224/666	5,799,336 A	9/1998	Cooper	.....	2/247
D250,737 S	1/1979	Brosk	.....	D2/226	5,809,576 A	9/1998	Hutson et al.	.....	2/247
D258,998 S	4/1981	Pratt et al.	.....	D3/41	5,881,383 A	3/1999	Perkins	.....	2/144
4,301,549 A	11/1981	Ingram	.....	2/250	D418,974 S	1/2000	Vazquez	.....	D3/226
4,838,709 A	6/1989	Guerrero et al.	.....	383/18	D433,807 S *	11/2000	Vazquez	.....	D3/238 X
D350,024 S	8/1994	Ryker	.....	D3/202	D441,188 S *	5/2001	Vazquez	.....	D3/226
D385,452 S	10/1997	Marti	.....	D6/601	D441,525 S *	5/2001	Vazquez	.....	D3/226
D389,642 S	1/1998	Nadel	.....	D3/254					

\* cited by examiner

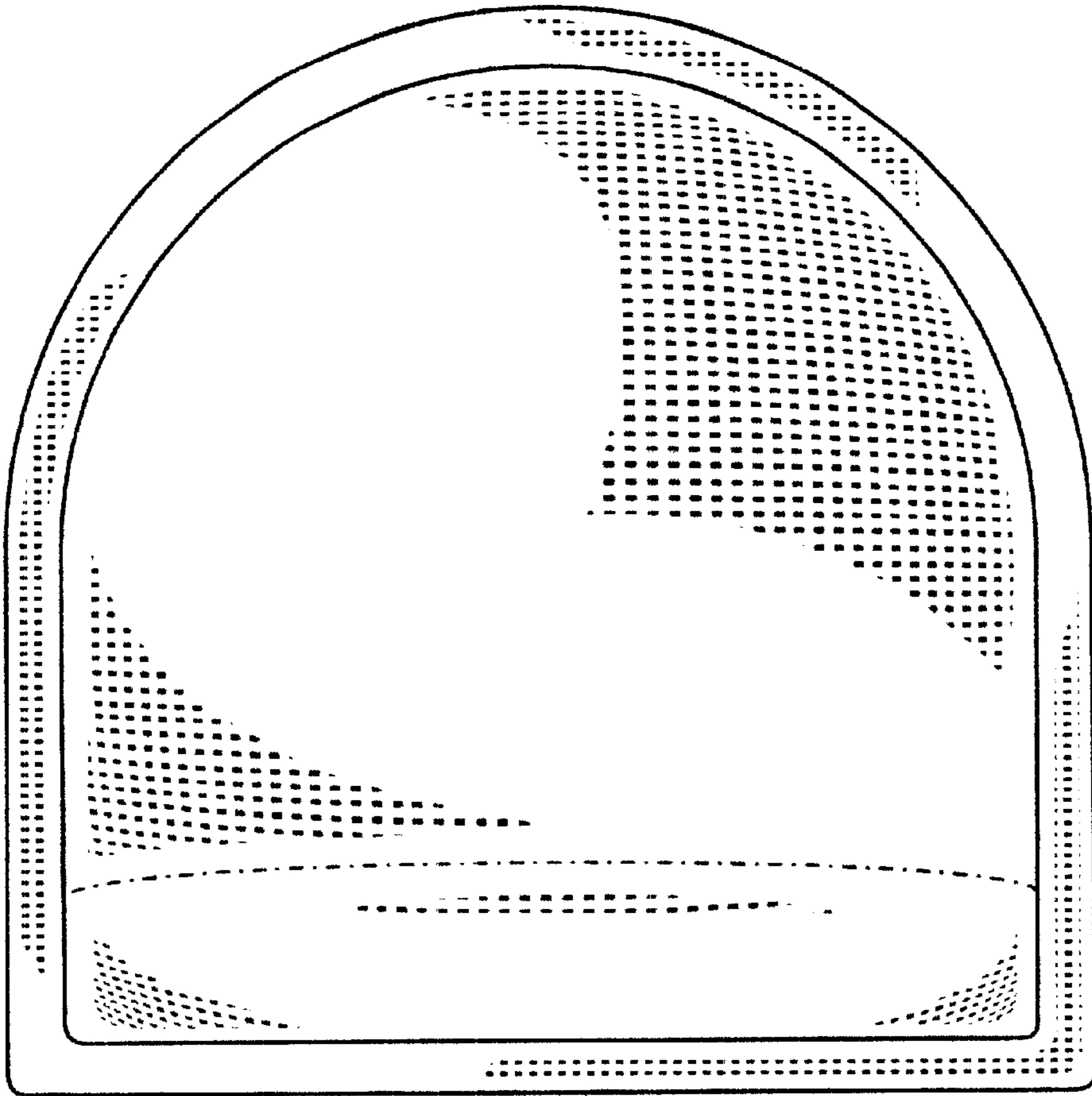


FIG. 1

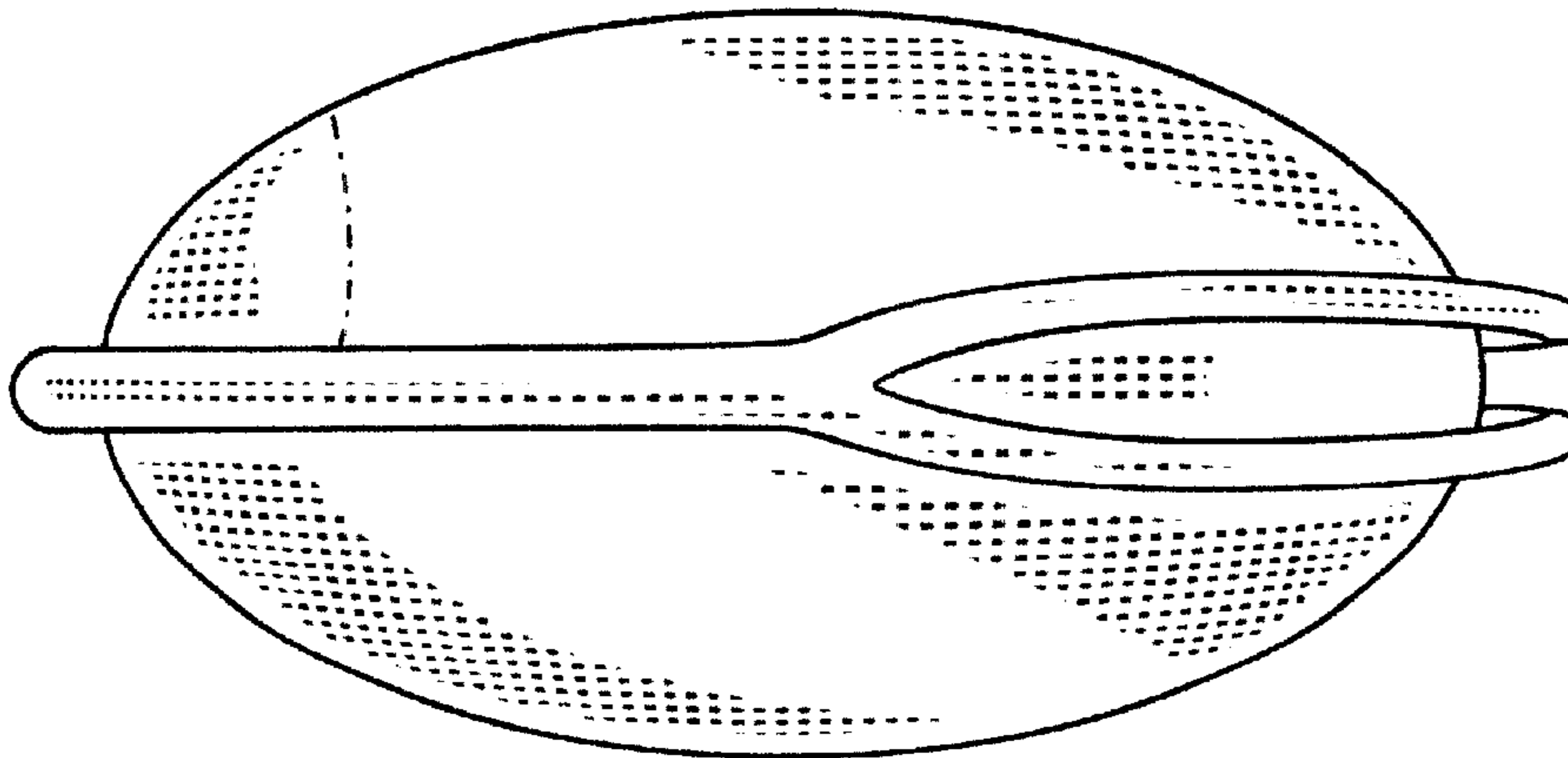


FIG. 2

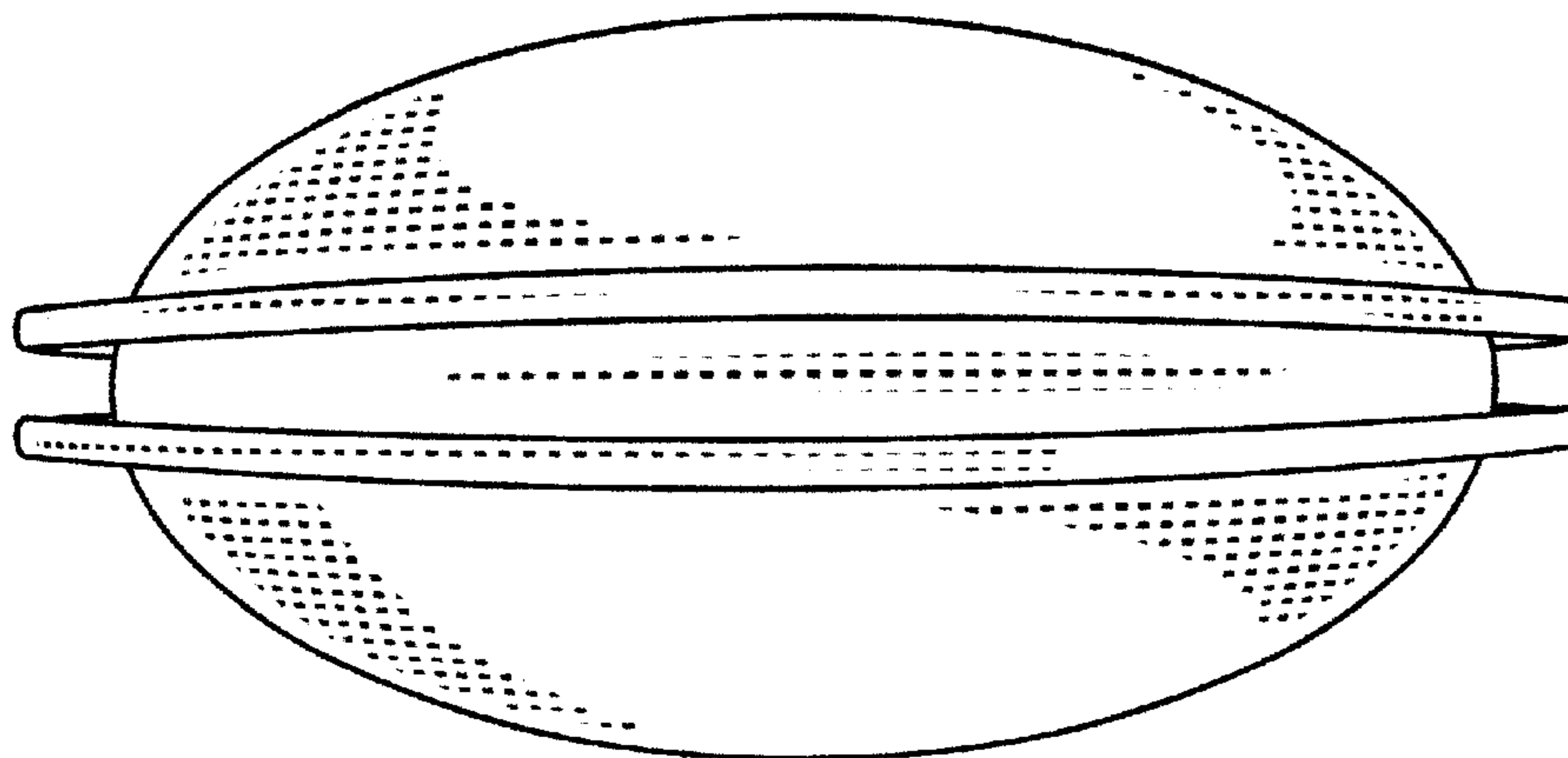


FIG. 3

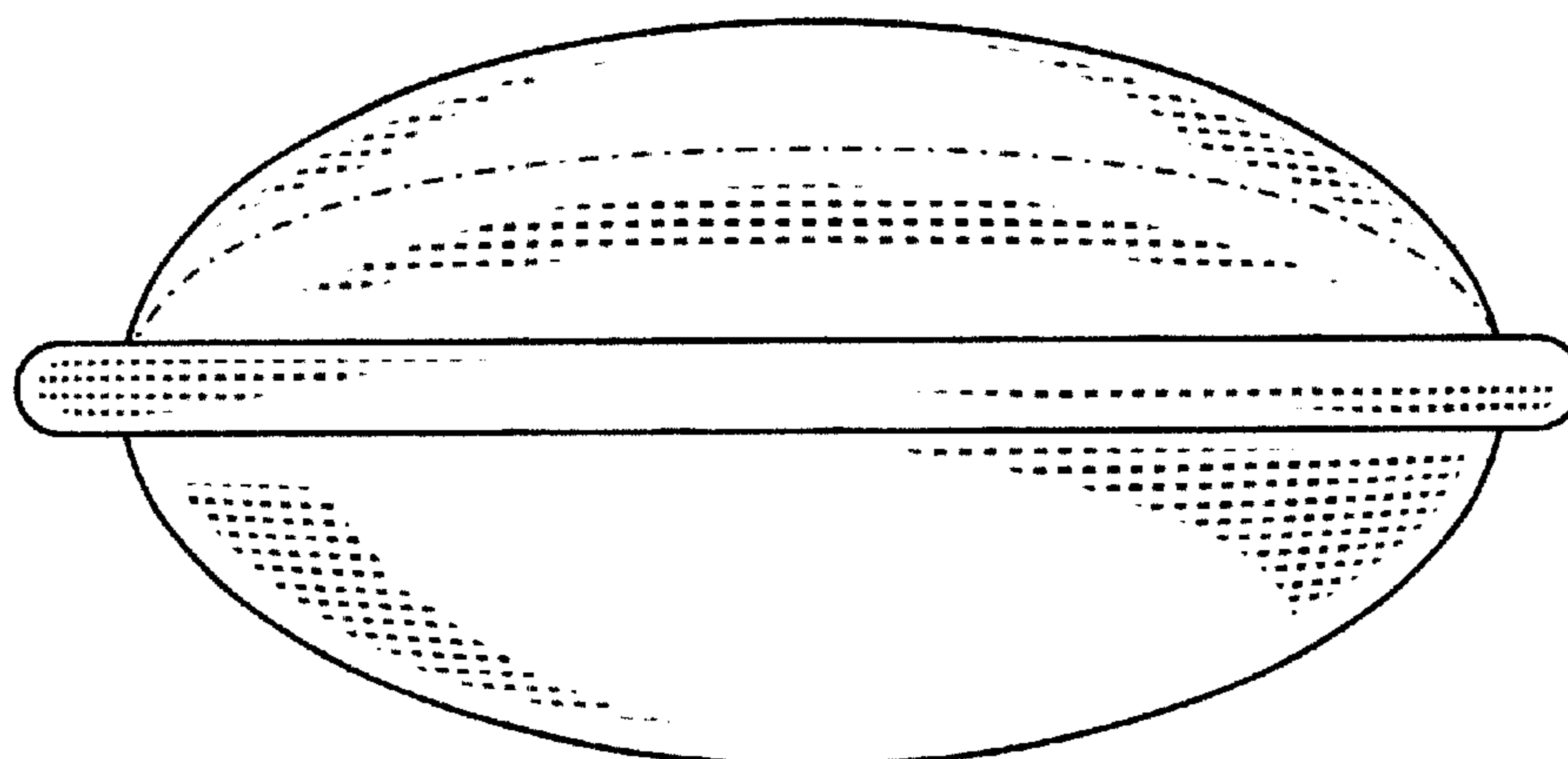


FIG. 4



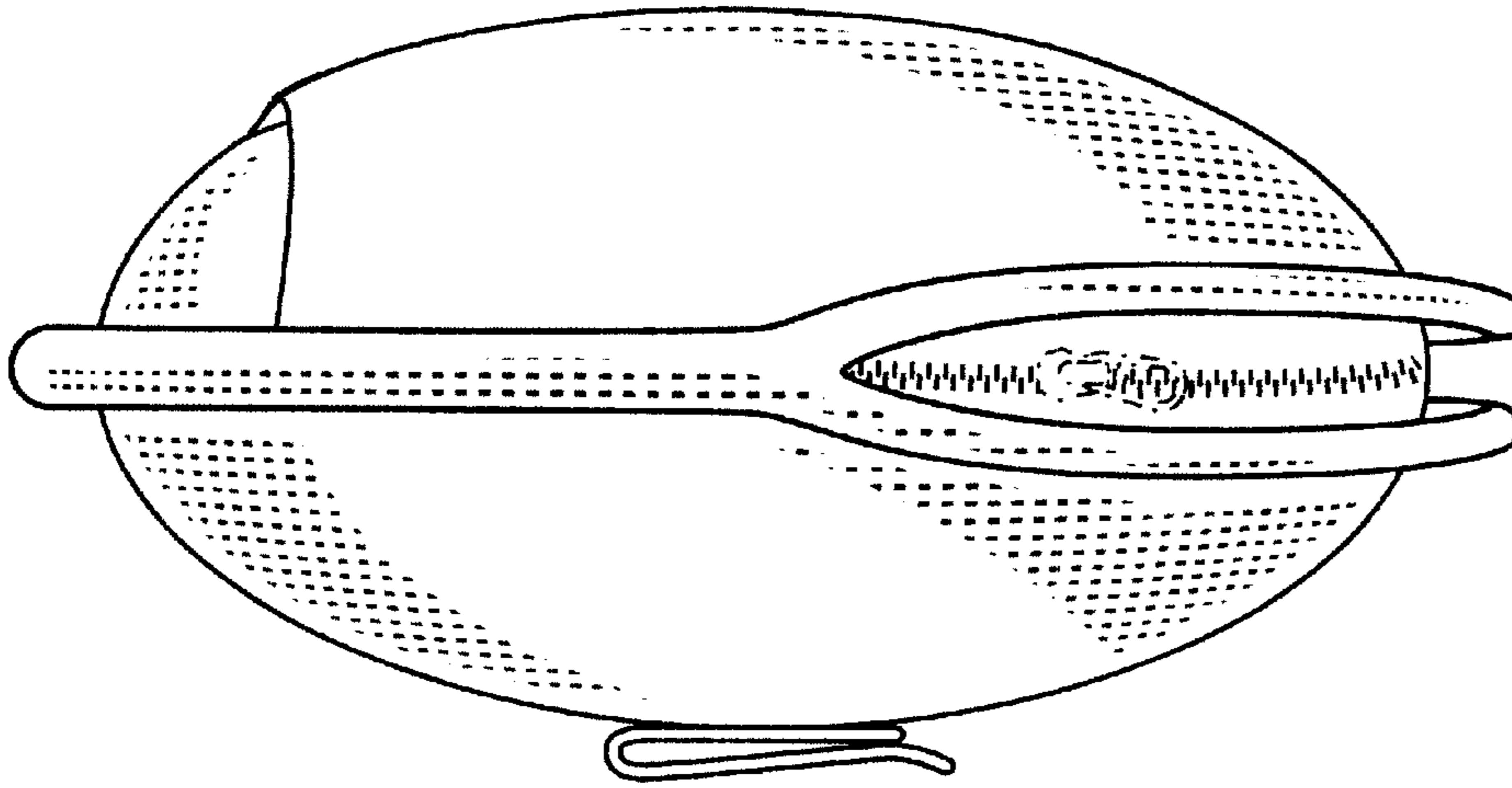


FIG. 5

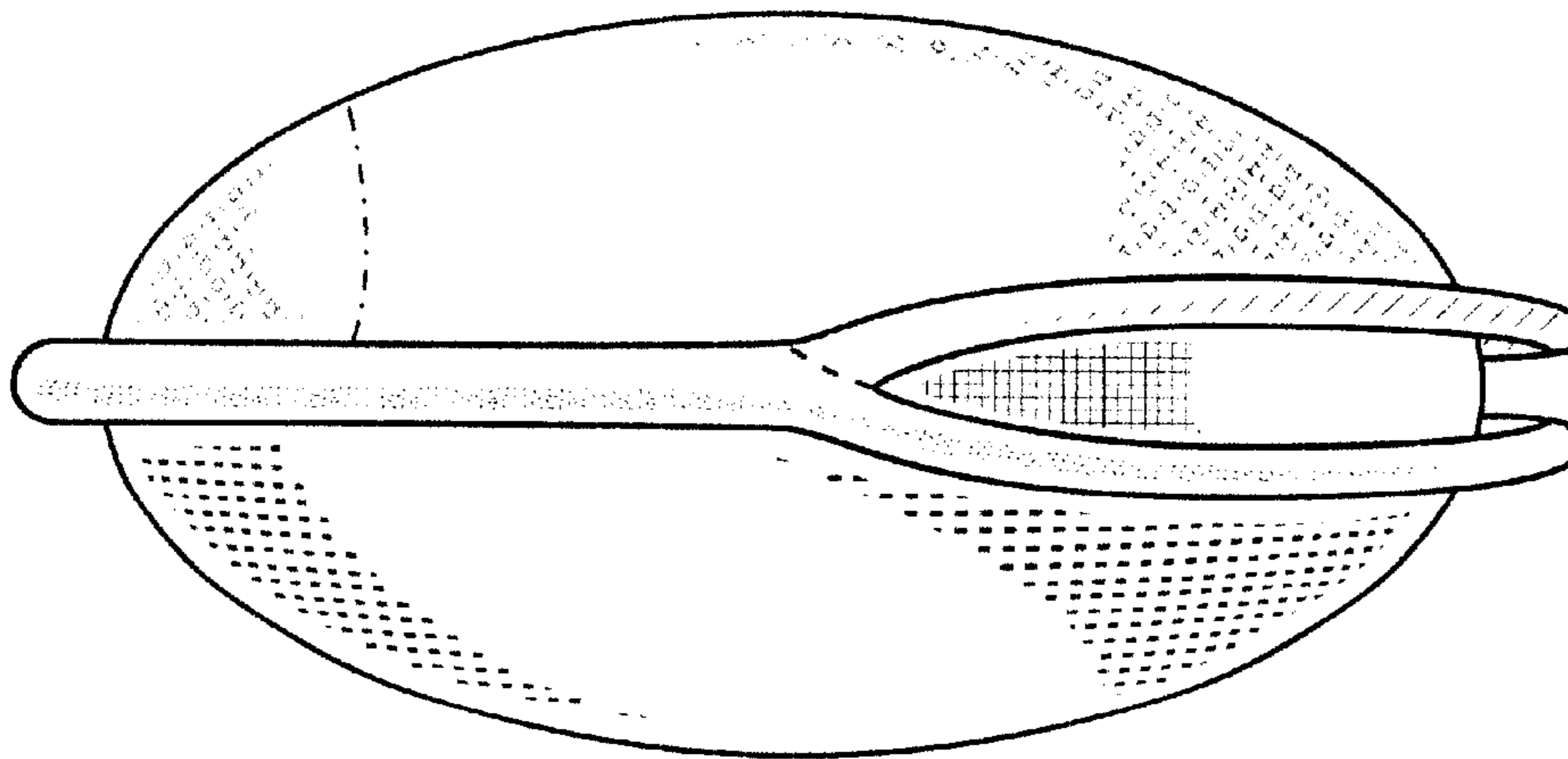


FIG. 6