



US00D467413S

(12) **United States Design Patent**
Rogers

(10) **Patent No.:** **US D467,413 S**

(45) **Date of Patent:** **** Dec. 24, 2002**

(54) **PORTION OF A SHOE UPPER**

(75) Inventor: **Bruce Rogers**, Ketchum, ID (US)

(73) Assignee: **Nike, Inc.**, Beaverton, OR (US)

(**) Term: **14 Years**

(21) Appl. No.: **29/162,722**

(22) Filed: **Jun. 21, 2002**

(51) **LOC (7) Cl.** **02-99**

(52) **U.S. Cl.** **D2/973; D2/972**

(58) **Field of Search** D2/896, 902, 907,
D2/909, 910, 929, 943, 946, 969, 972,
973; 36/45, 50.1, 51, 77 M, 77 R, 83, 88,
113, 114, 126-130

(56) **References Cited**

U.S. PATENT DOCUMENTS

D87,458 S	*	8/1932	Caldwell	D2/929
D92,303 S	*	5/1934	Heil	D2/929
D103,586 S	*	3/1937	Perugia	D2/910
D121,175 S	*	6/1940	Weyand	D2/929
D124,600 S	*	1/1941	Cook	D2/929
D128,475 S	*	7/1941	Bergman	D2/943
D129,719 S	*	9/1941	Bood	D2/929
2,297,595 A		9/1942	Weinstat		
D172,229 S		5/1954	Frederick		
3,626,610 A		12/1971	Dassler		
D255,956 S	*	7/1980	Hirsch	D2/943
D266,286 S		9/1982	Vernonet		
D270,111 S		8/1983	Migdown		
D272,962 S	*	3/1984	Clarvit	D2/943
D291,382 S		8/1987	Vaccaro		
D322,710 S		12/1991	Allen		
D347,317 S		5/1994	Avar		
D351,058 S		10/1994	Hatfield et al.		
D365,438 S	*	12/1995	Orzeck	D2/943
D377,410 S		1/1997	Crowley		
D388,244 S		12/1997	Serna		

D394,742 S	6/1998	Gaudio
D397,543 S	9/1998	Silvers
D423,208 S	4/2000	Cass et al.
D425,292 S	5/2000	Matis
D431,713 S	10/2000	Wilson
D432,292 S	10/2000	Kim
D432,776 S	10/2000	McDowell
D439,734 S	4/2001	Wilson
D450,917 S	11/2001	Fogg
D451,271 S	12/2001	Gerber
D452,070 S	12/2001	Holmes

OTHER PUBLICATIONS

Nike Footwear Catalog Spring 1985 Athletic, pp. 10, 45, 46, published 1985.
Nike Footwear Catalog Fall 1987, pp. 18, 50, 110, 112, 126, published Jan. 1987.
Nike Footwear Catalog Fall 1989, p. 78, published Dec. 1998.

(List continued on next page.)

Primary Examiner—Dominic Simone

(74) *Attorney, Agent, or Firm*—Banner & Witcoff, Ltd.

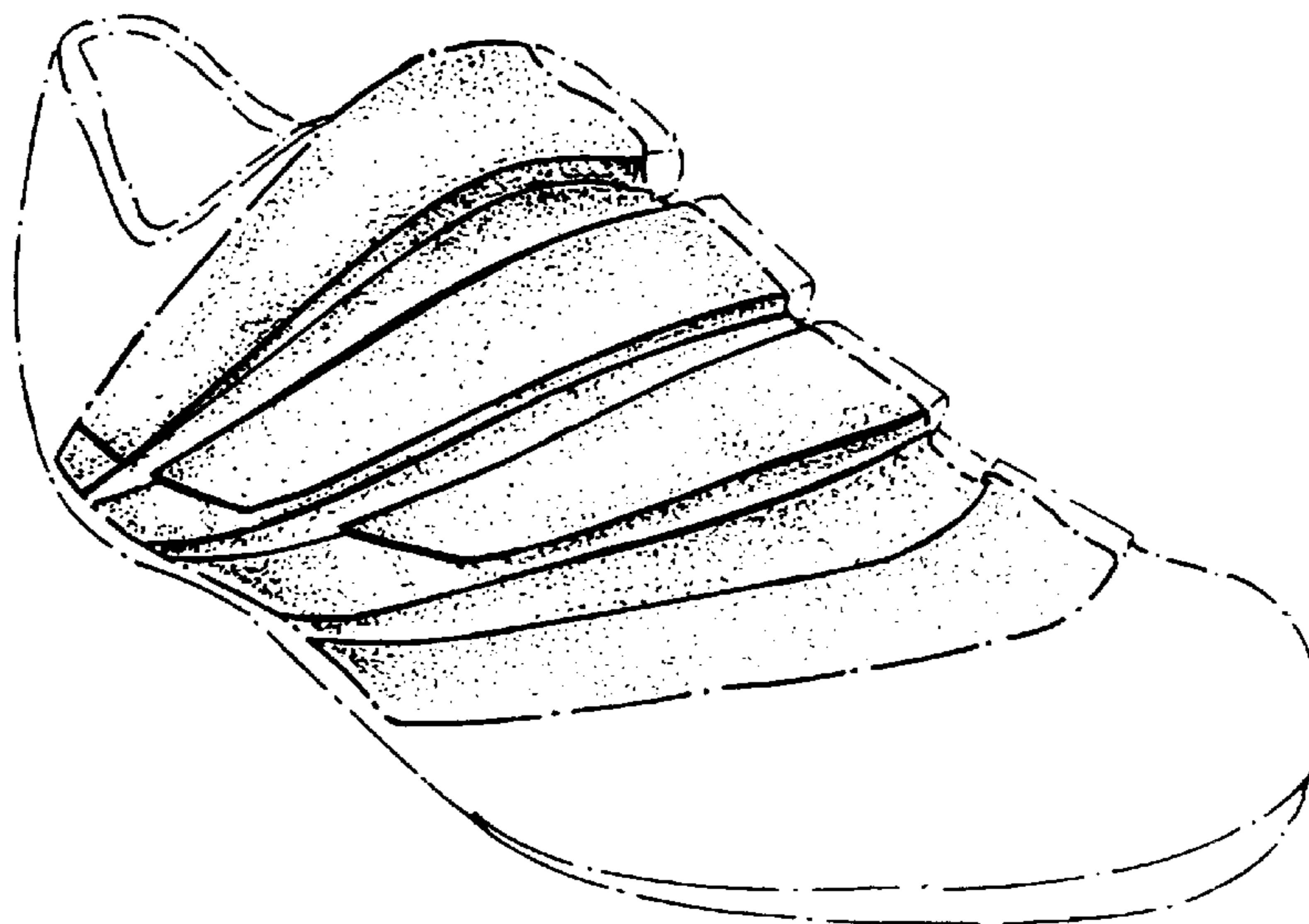
(57) **CLAIM**

The ornamental design for a portion of a shoe upper, as shown and described.

DESCRIPTION

FIG. 1 is a front perspective view of a portion of a shoe upper showing my new design;
FIG. 2 is a side view thereof;
FIG. 3 is a front view thereof; and,
FIG. 4 is a top view thereof.
The broken lines immediately adjacent to the shaded areas represent an unclaimed boundary of the design. The broken line showing of the remainder of the shoe is for illustrative purposes only and forms no part of the claimed design.

1 Claim, 2 Drawing Sheets



OTHER PUBLICATIONS

Nike Footwear Catalog Spring 1990, pp. 92, 96, published Jun. 1989.

Nike Footwear Catalog Spring 1993, pp. 14, 18, 30, 48, published Jun. 1992.

Nike Footwear Catalog Fall 1994, pp. 28, 30, published Nov. 1993.

Nike Footwear Catalog Spring 1996, pp. 84, 164 published Jun. 1995.

Nike Footwear Catalog Fall 1997, p. 124, published Dec. 1996.

Nike Footwear Catalog Spring 1998, p. 121, 124, published Jun. 1997.

Nike Footwear Catalog Late Fall 1998, p. 136, published Mar, 1998.

Nike Footwear Catalog Fall 1999, p. W22, published Nov. 1998.

Nike Footwear Catalog Holiday 2000, pp. M38, M91, published Mar. 2000.

Nike Footwear Catalog Spring 2001, pp. M4, M6, published Jun. 2000.

Nike Footwear Catalog Fall 2001, pp. M12, M4, published Nov. 2000.

Nike Footwear Catalog Spring 2002, p. M13, M105, published Jun. 2001.

Nike Footwear Catalog Late Spring 2002, p. W15, W69, published Sep. 2001.

* cited by examiner

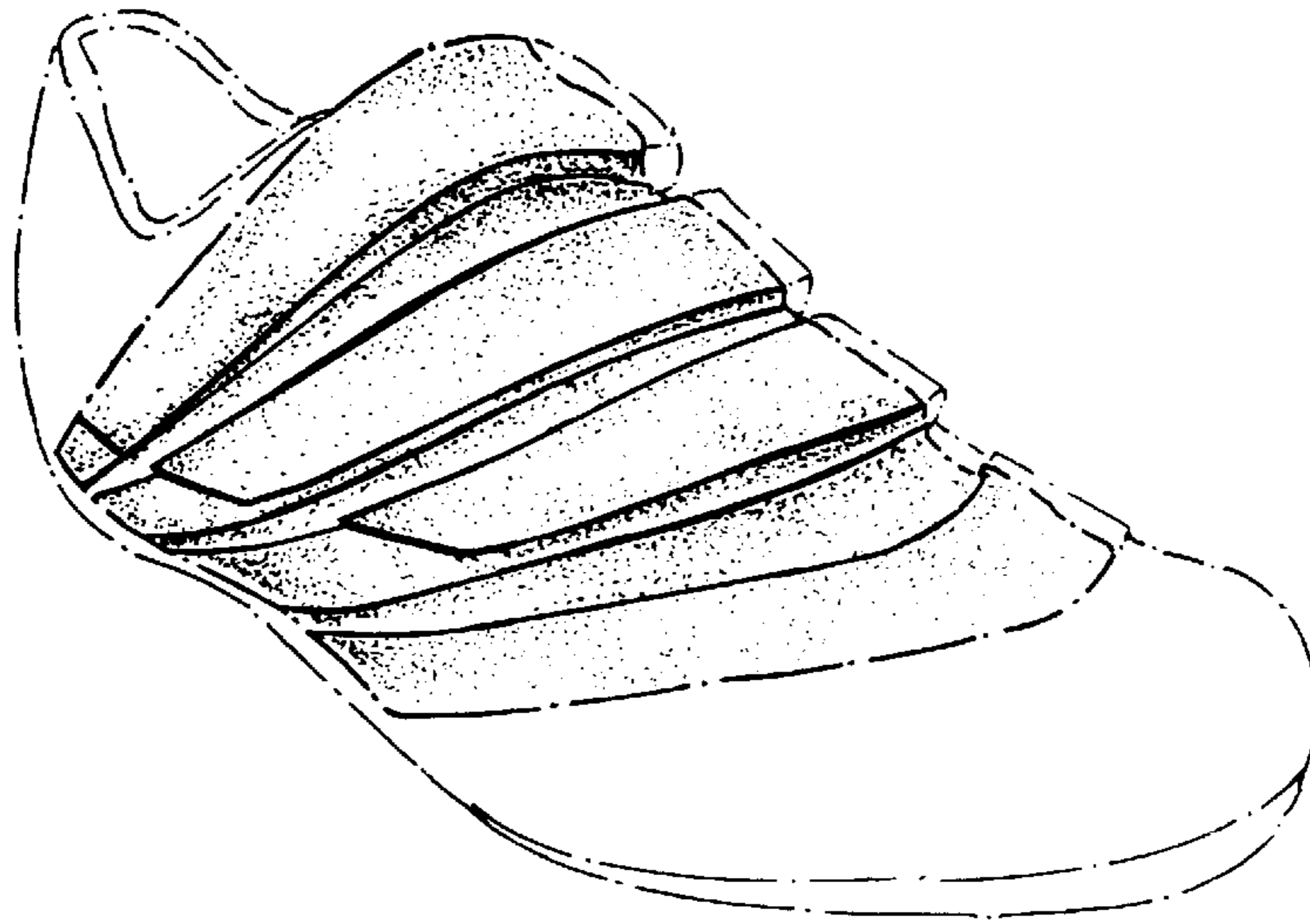


FIG. 1




FIG. 2

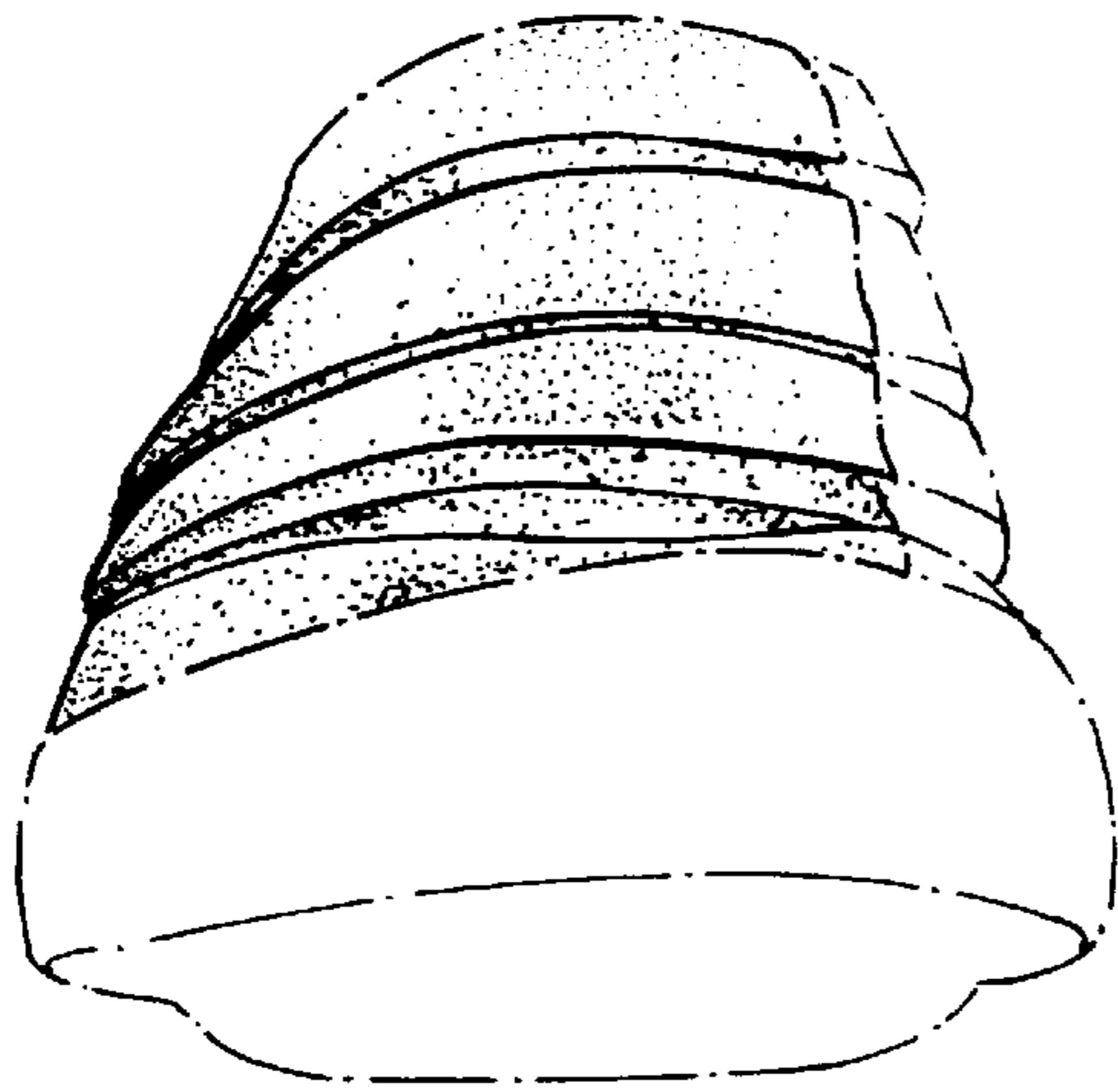


FIG. 3

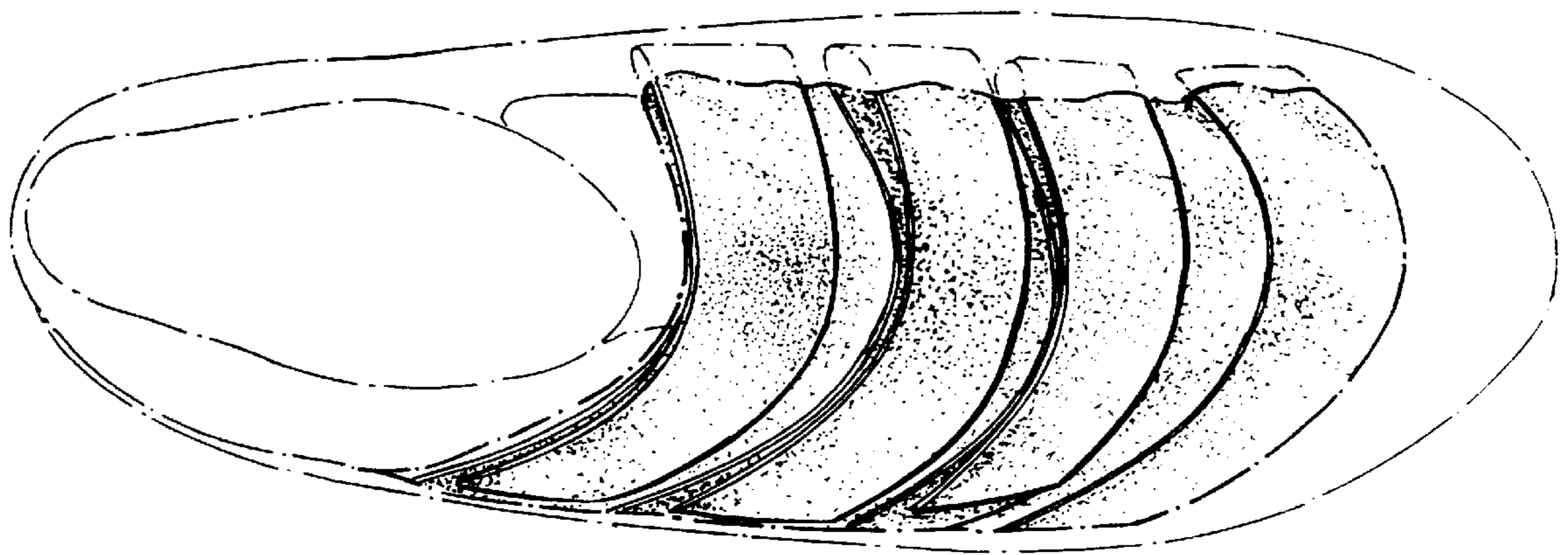


FIG. 4