



US00D467412S

(12) **United States Design Patent** (10) **Patent No.:** **US D467,412 S**  
**Morris** (45) **Date of Patent:** **\*\* Dec. 24, 2002**

(54) **SIDE ELEMENT OF A SHOE UPPER**

(75) Inventor: **E. Scott Morris**, Hillsboro, OR (US)

(73) Assignee: **Nike, Inc.**, Beaverton, OR (US)

(\*\*) Term: **14 Years**

(21) Appl. No.: **29/162,609**

(22) Filed: **Jun. 18, 2002**

(51) **LOC (7) Cl.** ..... **02-99**

(52) **U.S. Cl.** ..... **D2/972**

(58) **Field of Search** ..... D2/896, 902, 907,  
D2/949, 969, 972, 973; 36/45, 50.1, 51,  
77 M, 77 R, 83, 88, 113, 114, 126-130

(56) **References Cited**

**U.S. PATENT DOCUMENTS**

D14,774 S	2/1884	Preston	
D93,509 S	10/1934	Phifer	
3,138,880 A	6/1964	Kunzli	
3,273,266 A	9/1966	Goldenberg	
4,447,971 A	5/1984	Bente	
4,562,652 A	1/1986	Henslerd	
5,184,378 A	2/1993	Batra	
5,437,112 A	8/1995	Johnston	
D377,709 S	2/1997	Tinkler	
D391,068 S	2/1998	Aveni et al.	
D397,859 S	9/1998	Cass	
D398,771 S	9/1998	Doxey	
6,029,376 A	2/2000	Cass	
D421,331 S	3/2000	Mervar et al.	
6,052,921 A	4/2000	Oreck	
D427,760 S	7/2000	Holmes	
6,108,943 A	8/2000	Hudson et al.	
D437,992 S	2/2001	Link	
D439,034 S	* 3/2001	Lozano	D2/972
D451,271 S	* 12/2001	Gerber	D2/972

**OTHER PUBLICATIONS**

“Nike Footwear Catalog,” Fall 1997, published Dec. 1996, (pp. 30, 113, 190), Beaverton, Oregon.

“Nike Footwear Catalog,” Holiday 1997, published Mar. 1997, (p. 29), Beaverton, Oregon.

“Nike Footwear Catalog,” Spring 1998, published Jun. 1997, (pp. 107,150), Beaverton, Oregon.

“Nike Footwear Catalog,” Fall 1998, published Nov. 1997, (p. W90), Beaverton, Oregon.

“Nike Footwear Catalog,” Fall 1999, published Nov. 1998, (pp. M8, M45, M55, W39), Beaverton, Oregon.

“Nike Footwear Catalog,” Fall 2000, published Nov. 1999, (pp. M124, 25), Beaverton, Oregon.

“Nike Footwear Catalog,” Fall 2001, published Nov. 2000, (p. M7, M28, M33, M77), Beaverton, Oregon.

“Nike Footwear Catalog,” Spring 2002, published Jun. 2001, (pp. M\_, W10, 74), Beaverton, Oregon.

\* cited by examiner

*Primary Examiner*—Dominic Simone

(74) *Attorney, Agent, or Firm*—Trask Britt

(57) **CLAIM**

The ornamental design for a side element of a shoe upper, as shown and described.

**DESCRIPTION**

FIG. 1 is a perspective view of a side element of a shoe upper showing my new design;

FIG. 2 is a side view of the side element of a shoe upper shown in FIG. 1;

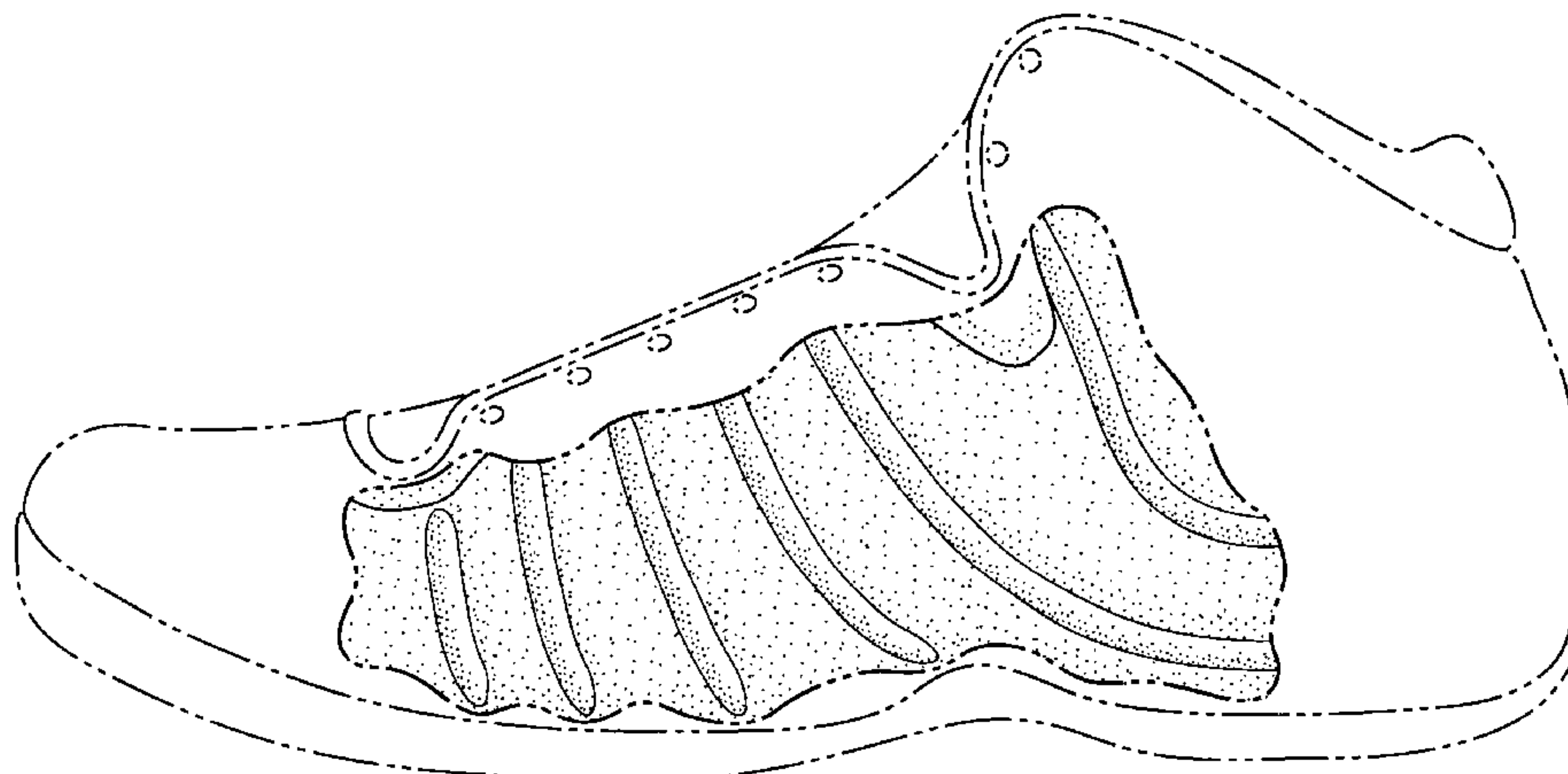
FIG. 3 is a front view of the side element of a shoe upper shown in FIG. 1;


FIG. 4 is a rear view of the side element of a shoe upper shown in FIG. 1; and,

FIG. 5 is a top view of the side element of a shoe upper shown in FIG. 1.

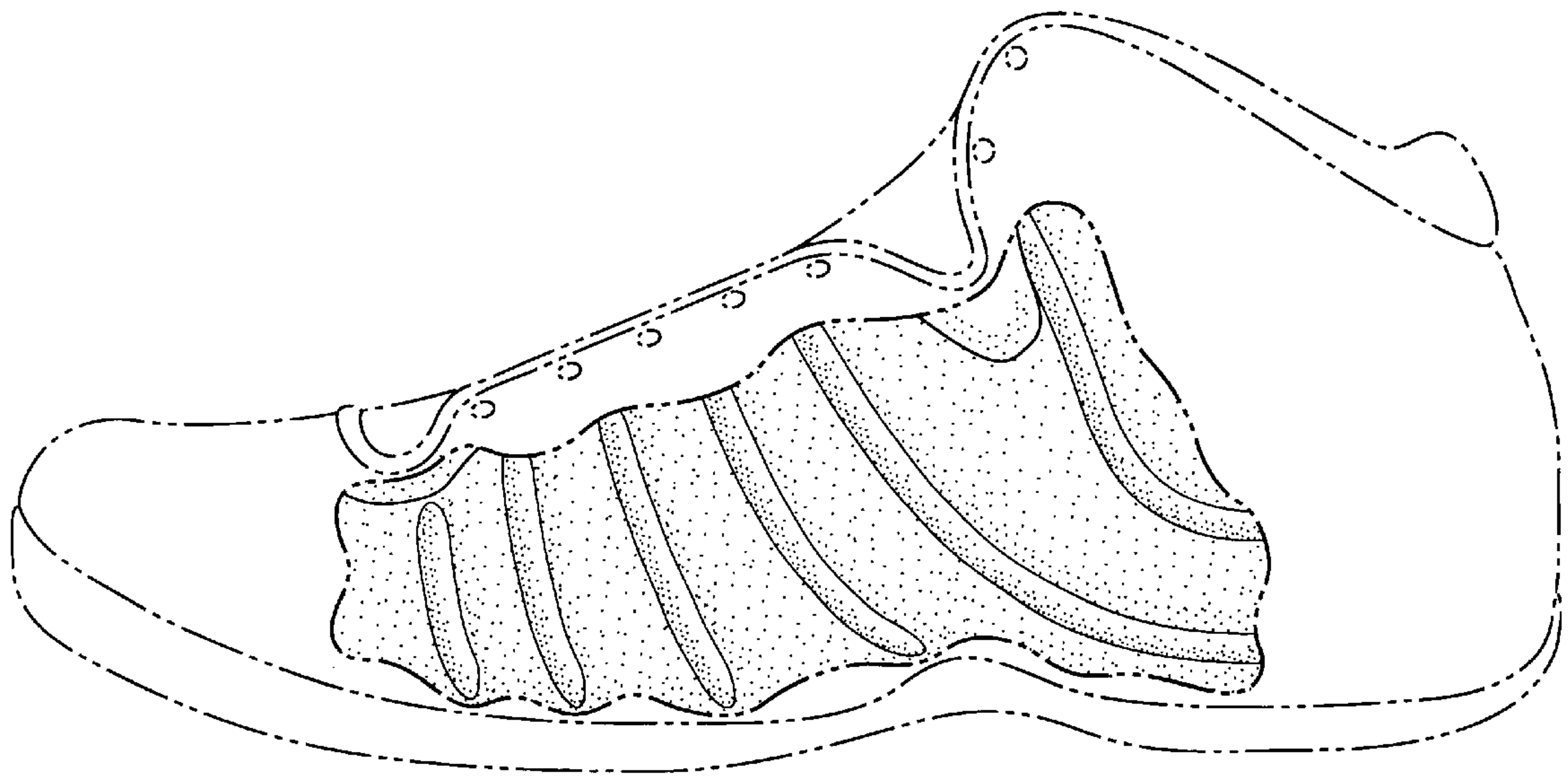
The uneven broken lines immediately adjacent to the shaded areas represent the bounds of the claimed design. All other uneven broken lines represent the remaining portion of the shoe. The uneven broken line representations in FIGS. 1-5 are for illustrative purposes only and form no part of the claimed design.

**1 Claim, 2 Drawing Sheets**





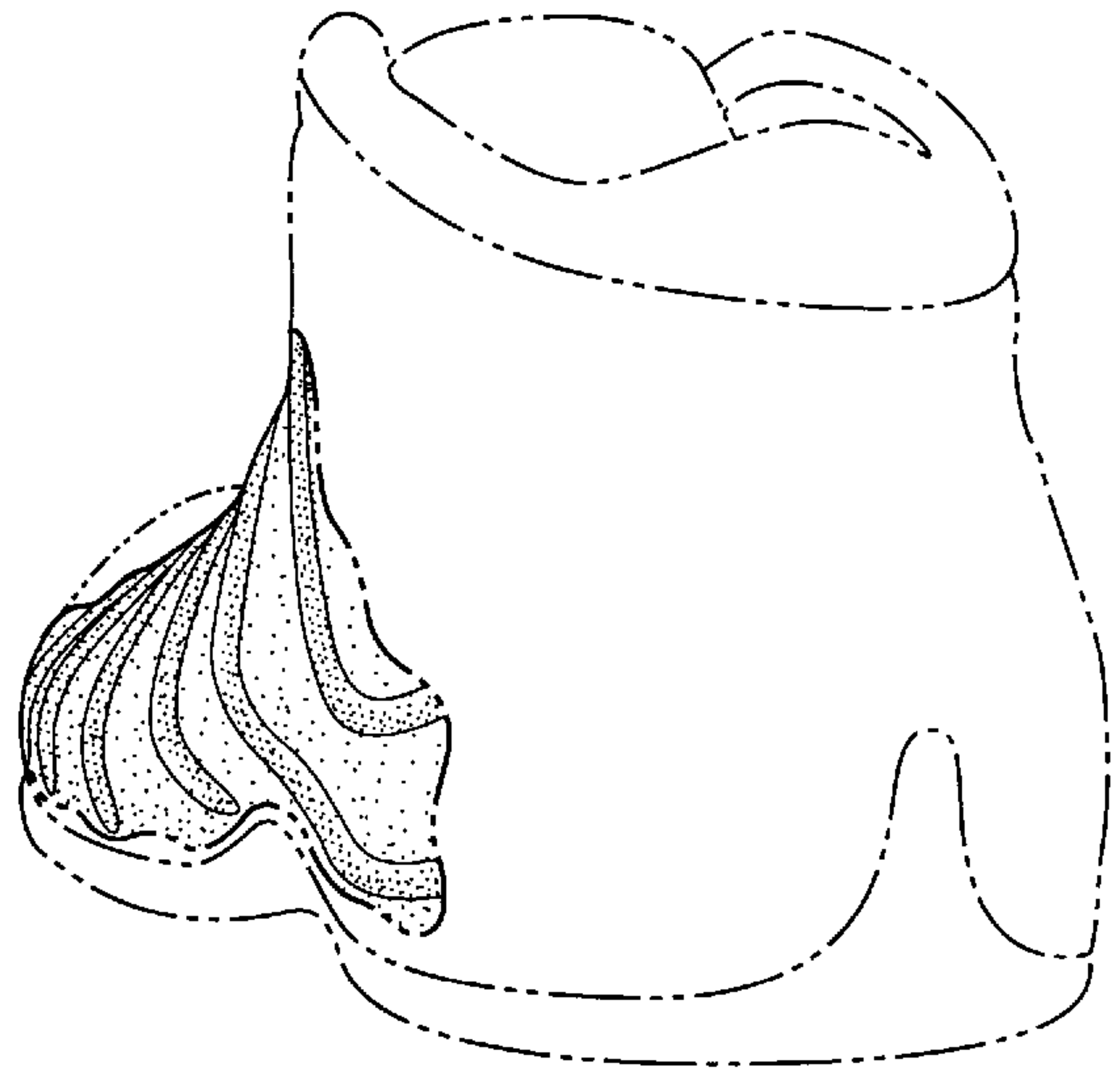
**Fig. 1**



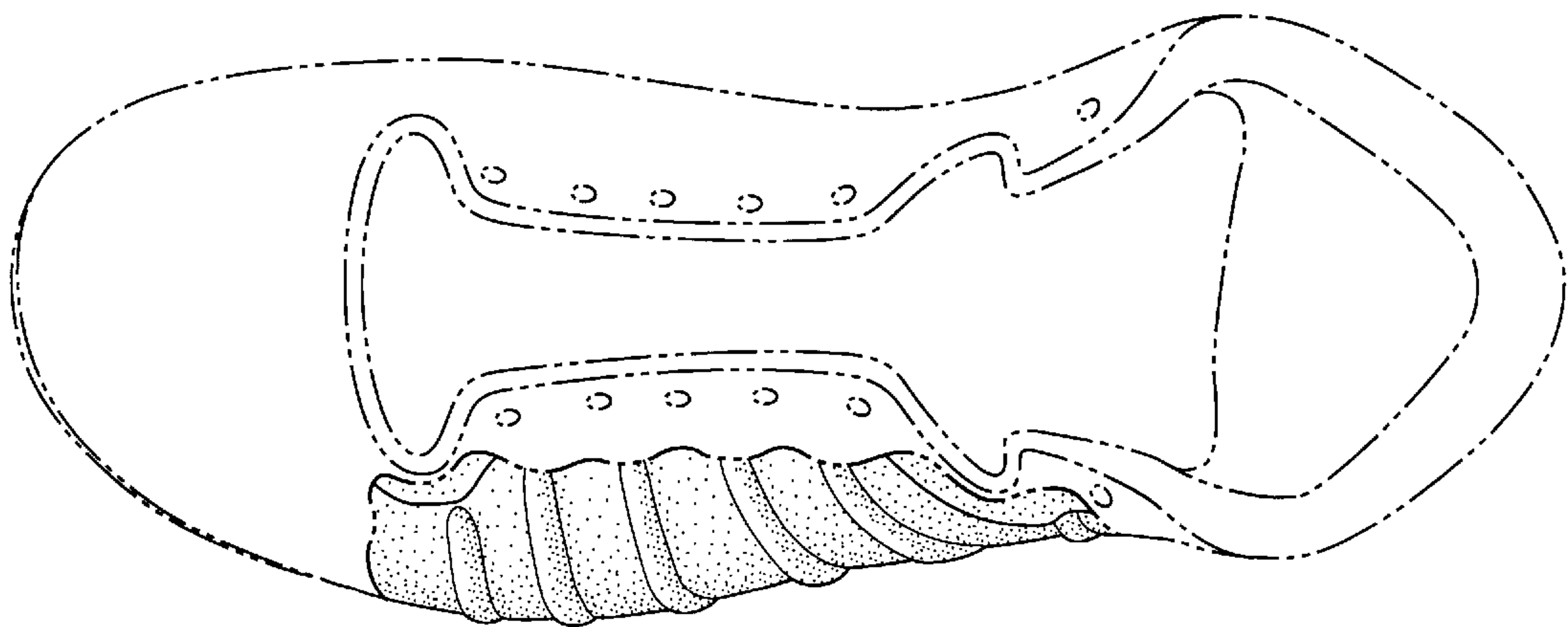
**Fig. 2**



**Fig. 3**



**Fig. 4**



**Fig. 5**