



US00D467411S

(12) **United States Design Patent**
Dombrow

(10) **Patent No.:** **US D467,411 S**

(45) **Date of Patent:** **** Dec. 24, 2002**

(54) **SIDE ELEMENT OF A SHOE UPPER**

(75) Inventor: **David Dombrow**, Portland, OR (US)

(73) Assignee: **Nike, Inc.**, Beaverton, OR (US)

(**) Term: **14 Years**

(21) Appl. No.: **29/162,579**

(22) Filed: **Jun. 18, 2002**

(51) **LOC (7) Cl.** **02-99**

(52) **U.S. Cl.** **D2/972**

(58) **Field of Search** D2/896, 902, 907,
D2/949, 969, 972, 973; 36/45, 50.1, 51,
77 M, 77 R, 83, 88, 113, 114, 126-130

(56) **References Cited**

U.S. PATENT DOCUMENTS

3,419,974 A	1/1969	Lange	
D250,617 S	12/1978	Noches	
D254,398 S	3/1980	Finn	
D380,080 S	6/1997	Avar	
D391,050 S	2/1998	Morris	
D393,347 S	4/1998	Kuerbis	
D395,348 S	6/1998	Smith, III	
D400,000 S	10/1998	Hatfield et al.	
D401,754 S	12/1998	Mervar	
D404,555 S	1/1999	Gray	
D407,548 S	4/1999	Holmes	
D408,980 S	* 5/1999	Doxey	D2/972
D413,194 S	8/1999	Cooper	
D414,599 S	10/1999	Doxey	
D415,885 S	* 11/1999	Mervar	D2/972
D417,948 S	12/1999	Cooper	
D418,284 S	* 1/2000	Hlavacs	D2/972
D420,502 S	* 2/2000	Hlavacs	D2/972
D427,759 S	7/2000	Hlavacs	
D431,899 S	10/2000	Cooper	
D432,775 S	10/2000	McDowell	
D440,035 S	4/2001	Smith	

D440,756 S	* 4/2001	Cooper	D2/972
D446,640 S	8/2001	Estey	
D449,730 S	* 10/2001	McDowell	D2/972
D449,923 S	11/2001	Doxey	
D452,990 S	* 2/2002	McDowell	D2/972

OTHER PUBLICATIONS

Nike Footwear Catalog, Spring 1991, published Jun. 1990, (pp. 8, 128), Beaverton, Oregon.
Nike Footwear Catalog, Spring 1994, published Jun. 1993, (p. 160), Beaverton, Oregon.

(List continued on next page.)

Primary Examiner—Dominic Simone
(74) *Attorney, Agent, or Firm*—Trask Britt

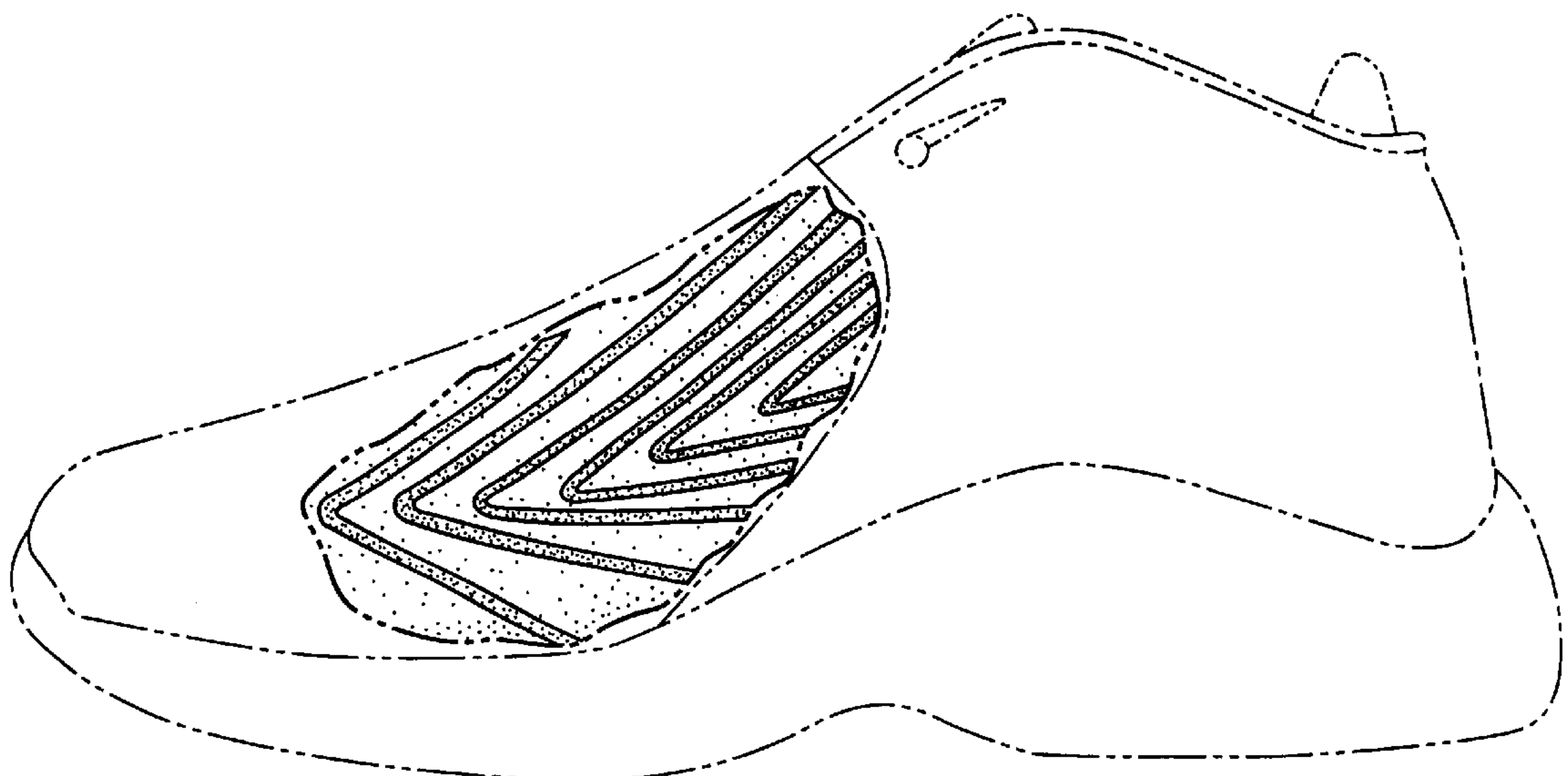
(57) **CLAIM**

The ornamental design for a side element of a shoe upper, as shown and described.

DESCRIPTION

FIG. 1 is a perspective view of a side element of a shoe upper showing my new design;
FIG. 2 is a side view of the side element of a shoe upper shown in FIG. 1;
FIG. 3 is a front view of the side element of a shoe upper shown in FIG. 1;
FIG. 4 is a back view of the side element of a shoe upper shown in FIG. 1; and,
FIG. 5 is a top view of the side element of a shoe upper shown in FIG. 1.
The uneven broken lines immediately adjacent to the shaded areas represent the bounds of the claimed design. All other uneven broken lines represent the remaining portion of the shoe. The uneven broken line representations in FIGS. 1-5 are for illustrative purposes only and form no part of the claimed design.

1 Claim, 2 Drawing Sheets



OTHER PUBLICATIONS

Nike Footwear Catalog, Fall 1994, published Nov. 1993, (pp. 30, 142), Beaverton, Oregon.

Nike Footwear Catalog, Fall 1995, published Nov. 1994, (pp. 56, 57, 145), Beaverton, Oregon.

Nike Footwear Catalog, Spring 1999, published Jun. 1998, (p. W118), Beaverton, Oregon.

Nike Footwear Catalog, Fall 1997, published Dec. 1996, (pp. 30, 113, 190), Beaverton, Oregon.

Nike Footwear Catalog, Late Spring 1999, published Sep. 1998; (pp. M43, W10), Beaverton, Oregon.

Nike Footwear Catalog, Spring 2000, published Jul. 1999, (pp. M47, M51), Beaverton, Oregon.

Nike Footwear Catalog, Fall 2000 "A", published Nov. 1999, (p. M11), Beaverton, Oregon.

Nike Footwear Catalog, Fall 2000 "B", published Nov. 1999, (pp. M3, W13). Beaverton, Oregon.

Nike Footwear Catalog, Spring 2001, published Jun. 2000, (p. W127); Beaverton, Oregon.

Nike Footwear Catalog, Fall 2001, published Nov. 2000, (p. M17), Beaverton, Oregon.

Nike Footwear Catalog, Fall 2002, published Nov. 2001, (pp. M39, M60), Beaverton, Oregon.

Nike Footwear Catalog, Holiday 2002, published Mar. 2002, (p. W87); Beaverton, Oregon.

* cited by examiner

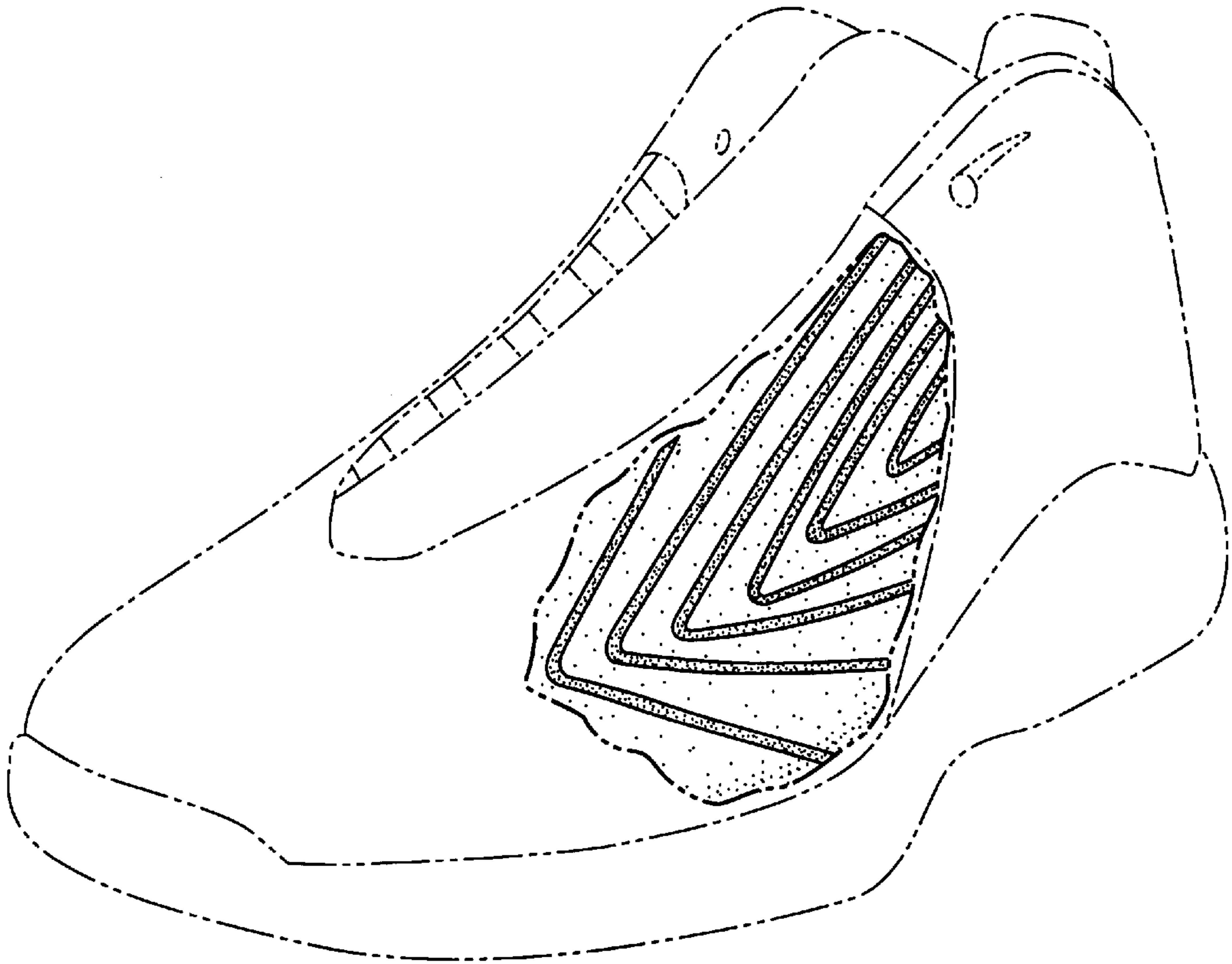


Fig. 1

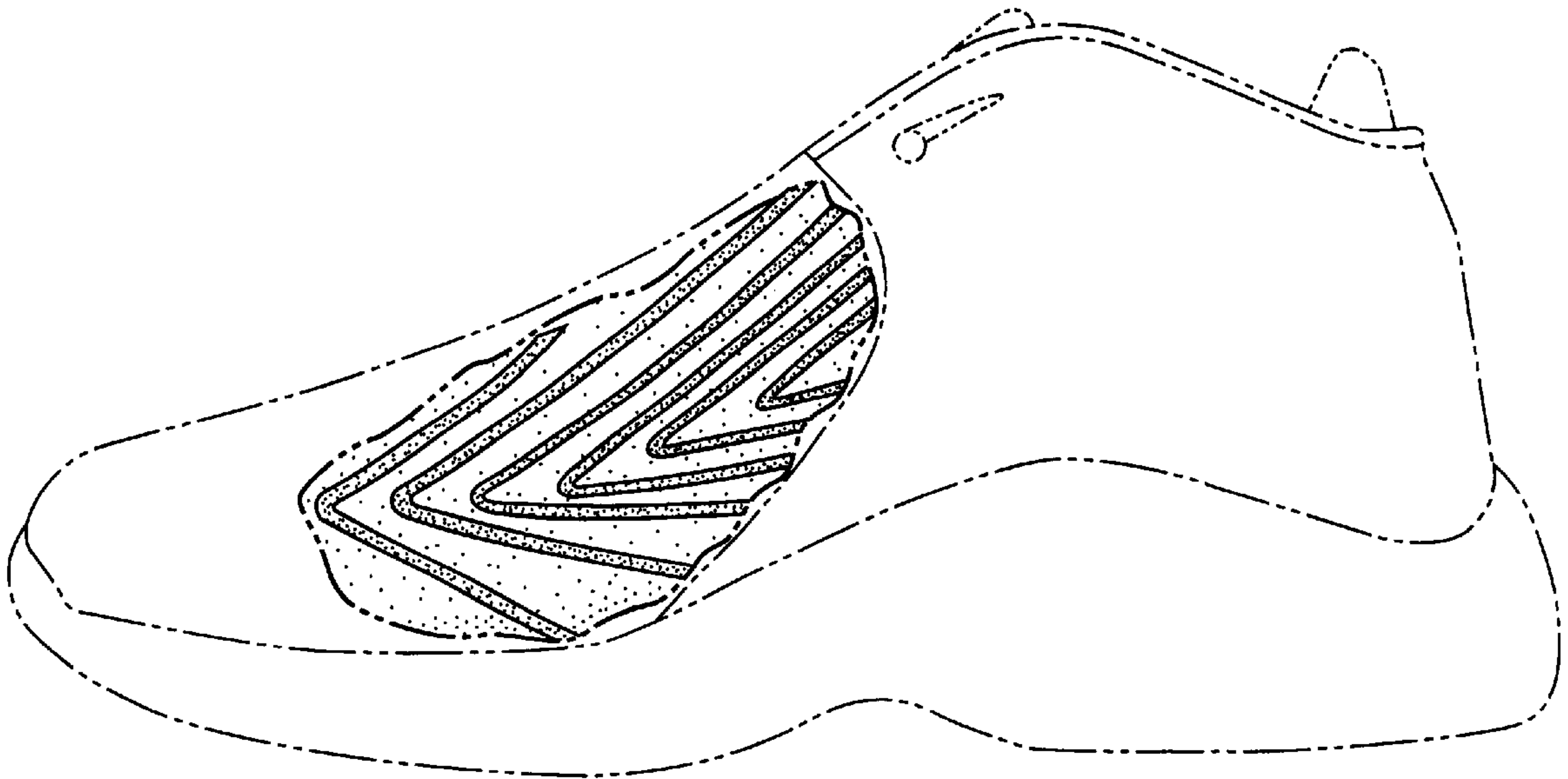


Fig. 2

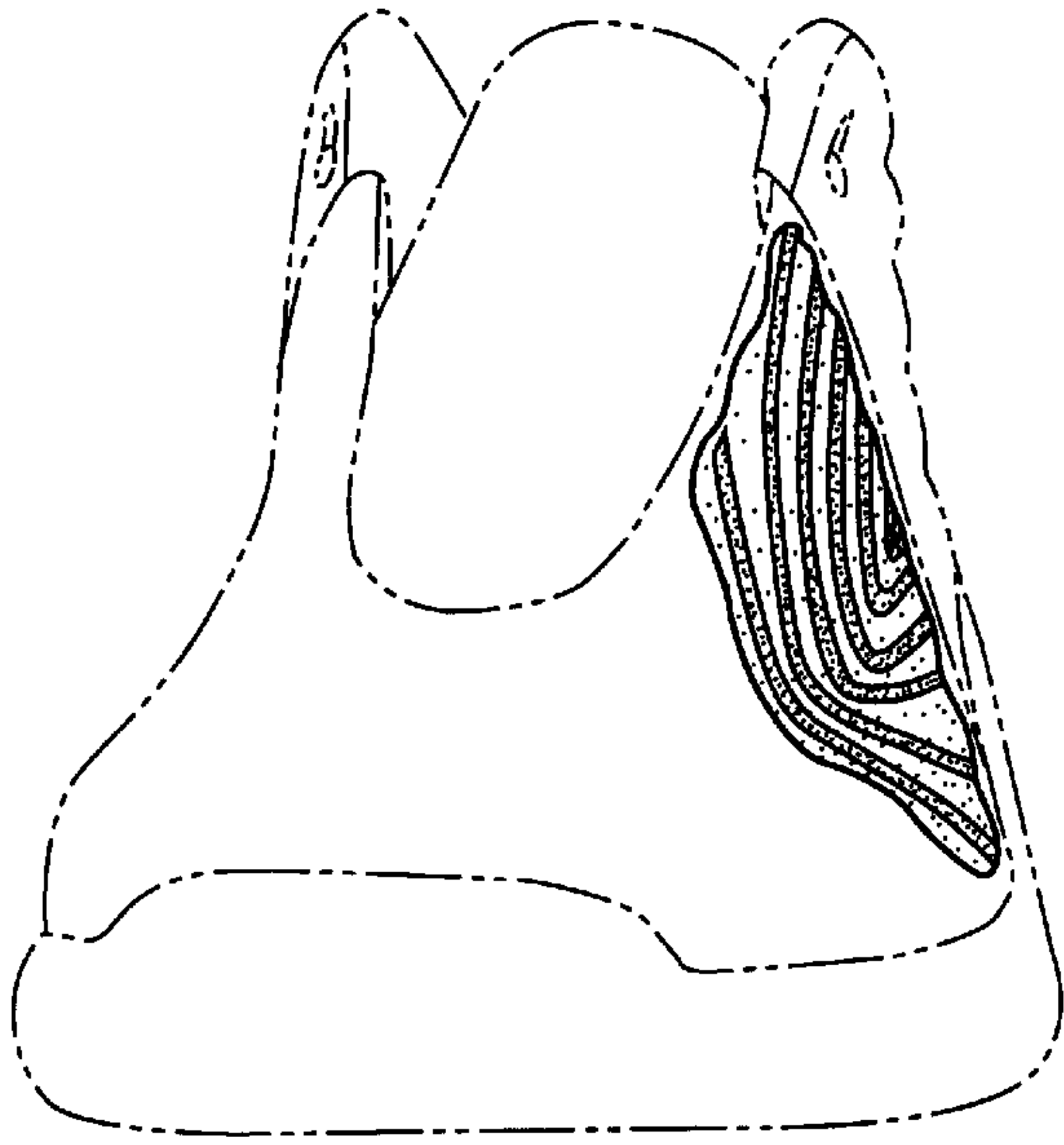


Fig. 3

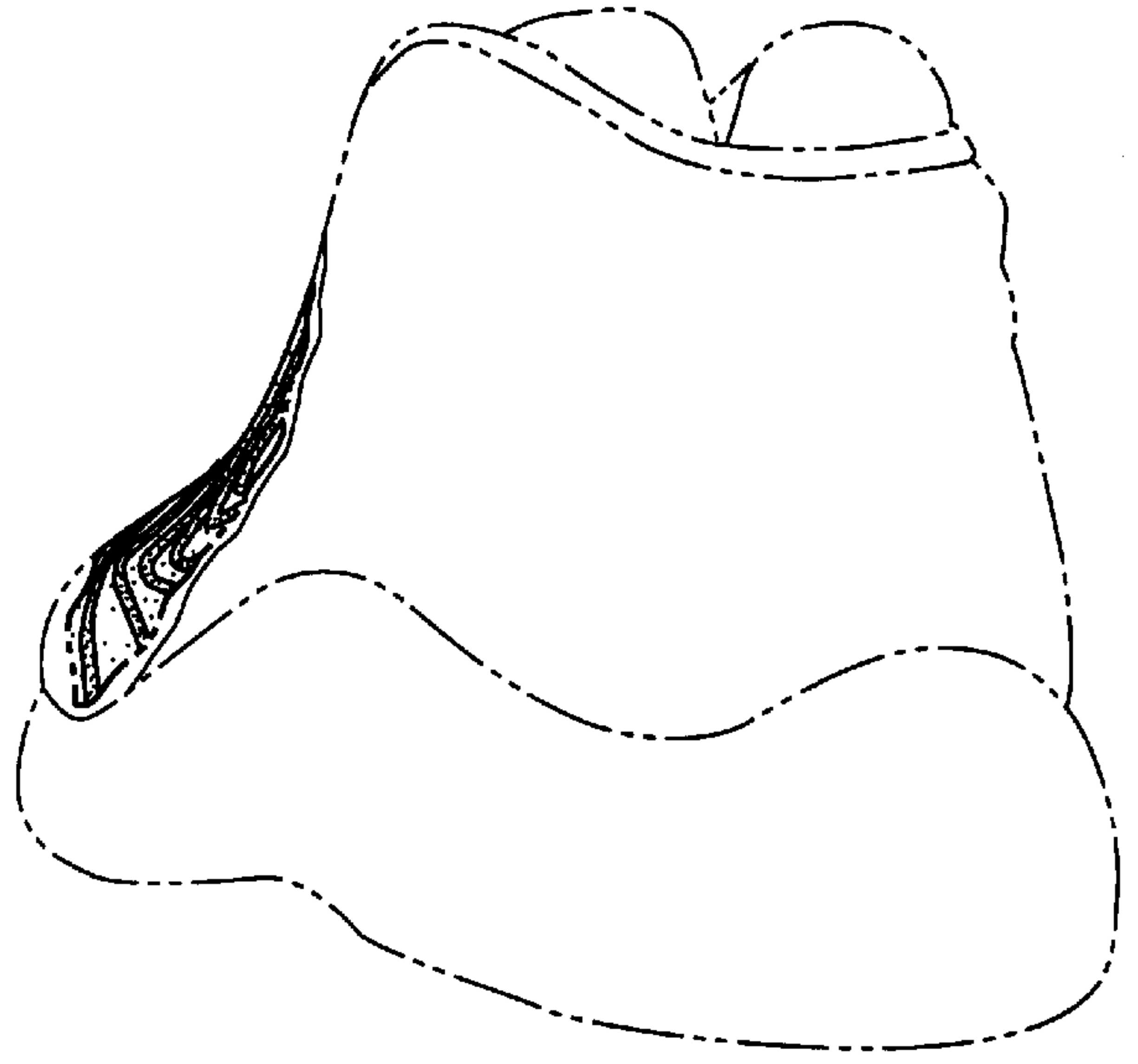


Fig. 4

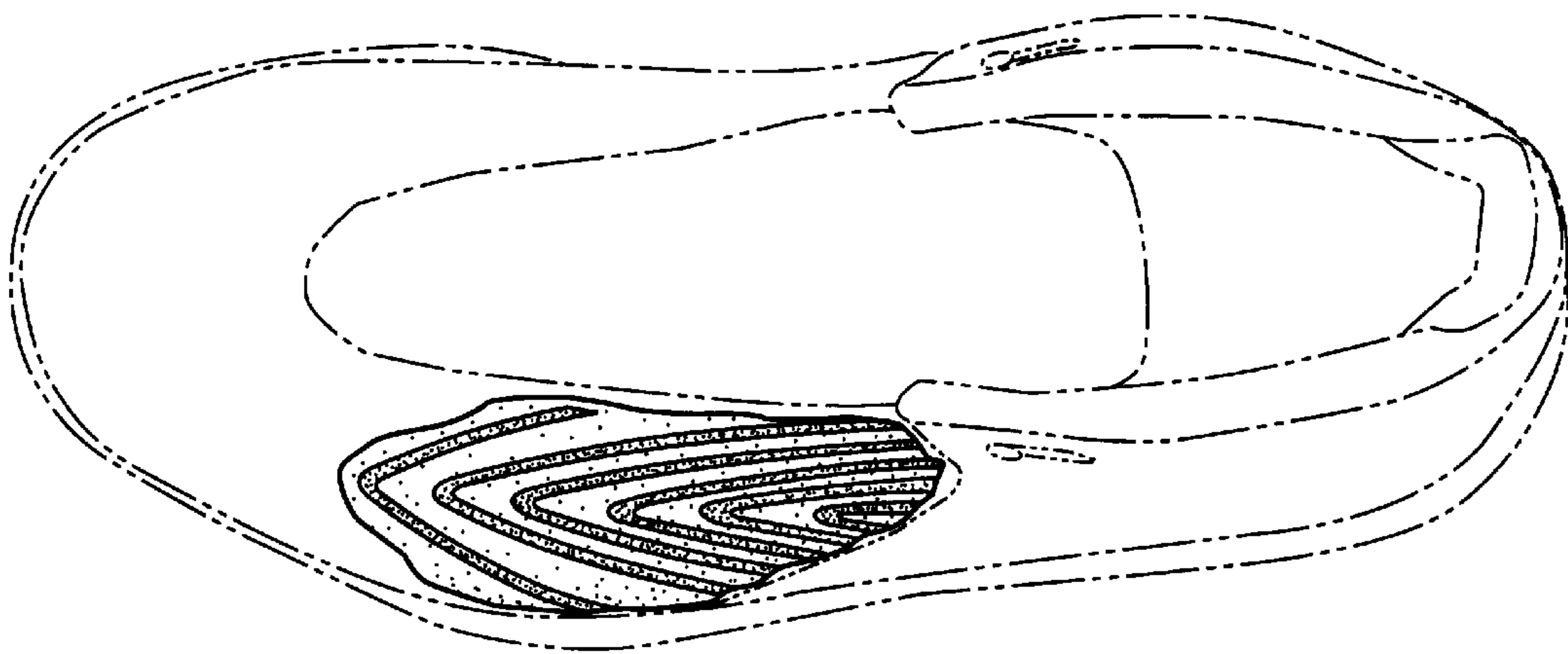


Fig. 5