



US00D467410S

(12) **United States Design Patent** (10) **Patent No.:** **US D467,410 S**
Mervar (45) **Date of Patent:** **** Dec. 24, 2002**

(54) **SIDE ELEMENT OF A SHOE UPPER**
(75) Inventor: **Robert Mervar**, Portland, OR (US)
(73) Assignee: **Nike, Inc.**, Beaverton, OR (US)
(**) Term: **14 Years**
(21) Appl. No.: **29/162,565**
(22) Filed: **Jun. 18, 2002**
(51) **LOC (7) Cl.** **02-99**
(52) **U.S. Cl.** **D2/972**
(58) **Field of Search** D2/896, 902, 907,
D2/949, 969, 972, 973; 36/45, 50.1, 51,
77 M, 77 R, 83, 88, 113, 114, 126-130

Nike Footwear Catalog, Spring 1998, published Jun. 1997, (pp. 54, 183), Beaverton, Oregon.
Nike Footwear Catalog, Spring 1999, published Jun. 1998, (pp. M48, W28, W70), Beaverton, Oregon.
Nike Footwear Catalog, Fall 2000, published Nov. 1999, (pp. M74, M66, W24), Beaverton, Oregon.
Nike Footwear Catalog, Spring 2001, published Jun. 2000, (p. 66), Beaverton, Oregon.
Nike Footwear Catalog, Late Spring 2001, published Sep. 2000, (p. M63), Beaverton, Oregon.
Nike Footwear Catalog, Spring 2002, published Jun. 2001, (pp. M12, M18, M31, M62, W22), Beaverton, Oregon.
Nike Footwear Catalog, Late Spring 2002, published Sep. 2001, (p. 102), Beaverton, Oregon.

* cited by examiner

(56) **References Cited**
U.S. PATENT DOCUMENTS

D63,719 S	1/1924	Kezy	
1,573,299 A	2/1926	Bullock	
1,788,275 A	1/1931	Bullock	
1,986,580 A	1/1935	Johnson	
2,458,952 A	1/1949	Malluk	
3,169,326 A	2/1965	Butera	
4,459,765 A	7/1984	Power	
D331,144 S	11/1992	Foster	
D336,767 S	6/1993	Hatfield et al.	
D346,899 S	5/1994	Hatfield et al.	
D348,767 S	7/1994	Hatfield et al.	
D367,354 S	2/1996	Brooks et al.	
D370,118 S	5/1996	Avar	
D391,051 S	2/1998	Blakeslee et al.	
D391,067 S	2/1998	Hatfield	
D393,938 S	5/1998	Genuin	
D412,241 S	7/1999	Hatfield et al.	
D429,064 S	8/2000	Lozano	
D432,774 S	* 10/2000	Avar	D2/972
D433,217 S	11/2000	Link	
D450,913 S	11/2001	Banik et al.	

Primary Examiner—Dominic Simone
(74) *Attorney, Agent, or Firm*—Trask Britt

(57) **CLAIM**

The ornamental design for a side element of a shoe upper, as shown and described.

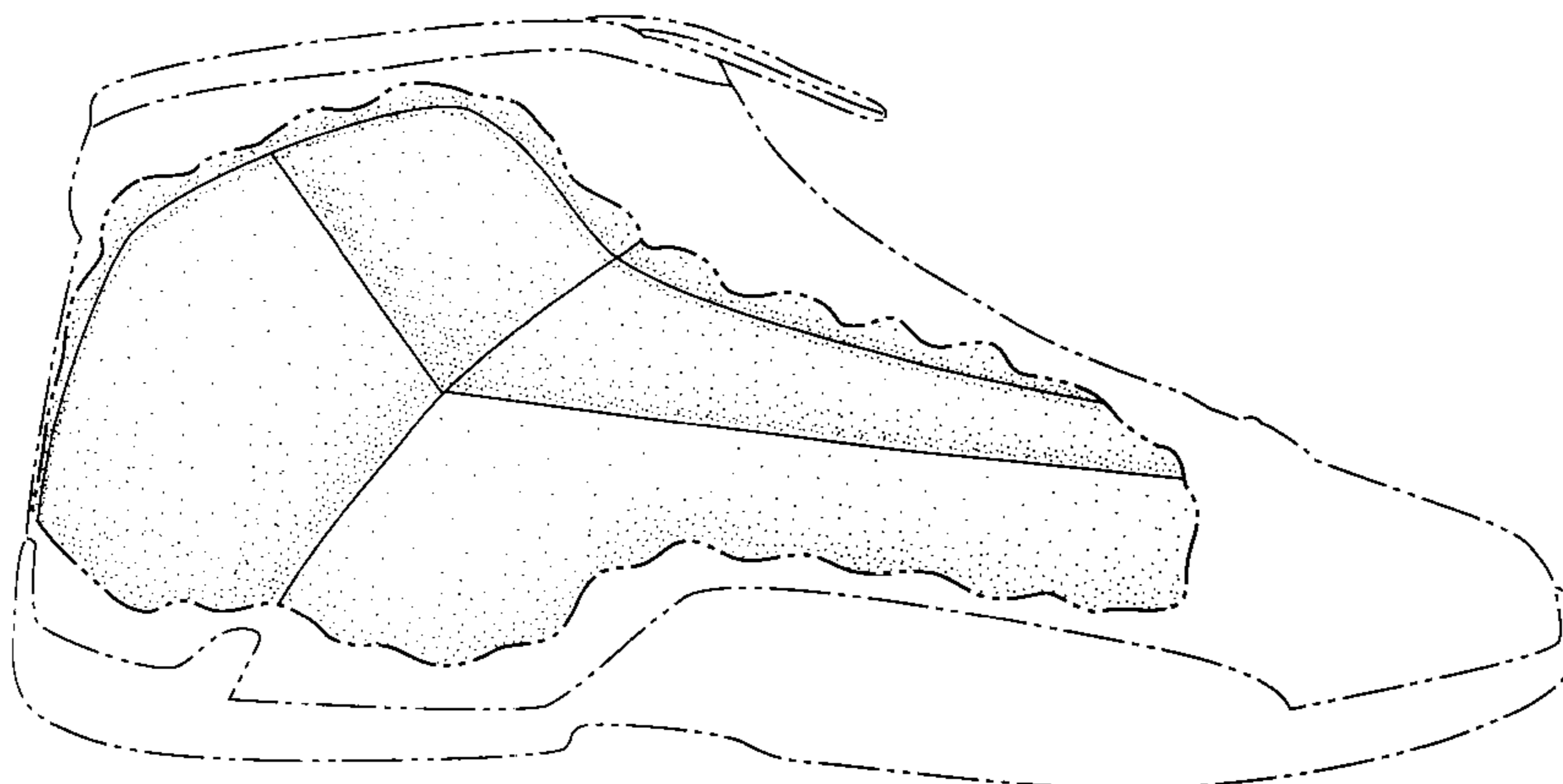
DESCRIPTION

FIG. 1 is a perspective view of a side element of a shoe upper showing my new design;
FIG. 2 is a side view of the side element of a shoe upper shown in FIG. 1;
FIG. 3 is a front view of the side element of a shoe upper shown in FIG. 1;
FIG. 4 is a rear view of the side element of a shoe upper shown in FIG. 1; and,
FIG. 5 is a top view of the side element of a shoe upper shown in FIG. 1.

The uneven broken lines immediately adjacent to the shaded areas represent the bounds of the claimed design. All other uneven broken lines represent the remaining portion of the shoe. The uneven broken line representations in FIGS. 1-5 are for illustrative purposes only and form no part of the claimed design.

OTHER PUBLICATIONS
Nike Footwear Catalog, Spring 1996, published Jun. 1995, (p. 27), Beaverton, Oregon.
Nike Footwear Catalog, Spring 1997, published Jun. 1996, (pp. 94, 108), Beaverton, Oregon.

1 Claim, 2 Drawing Sheets



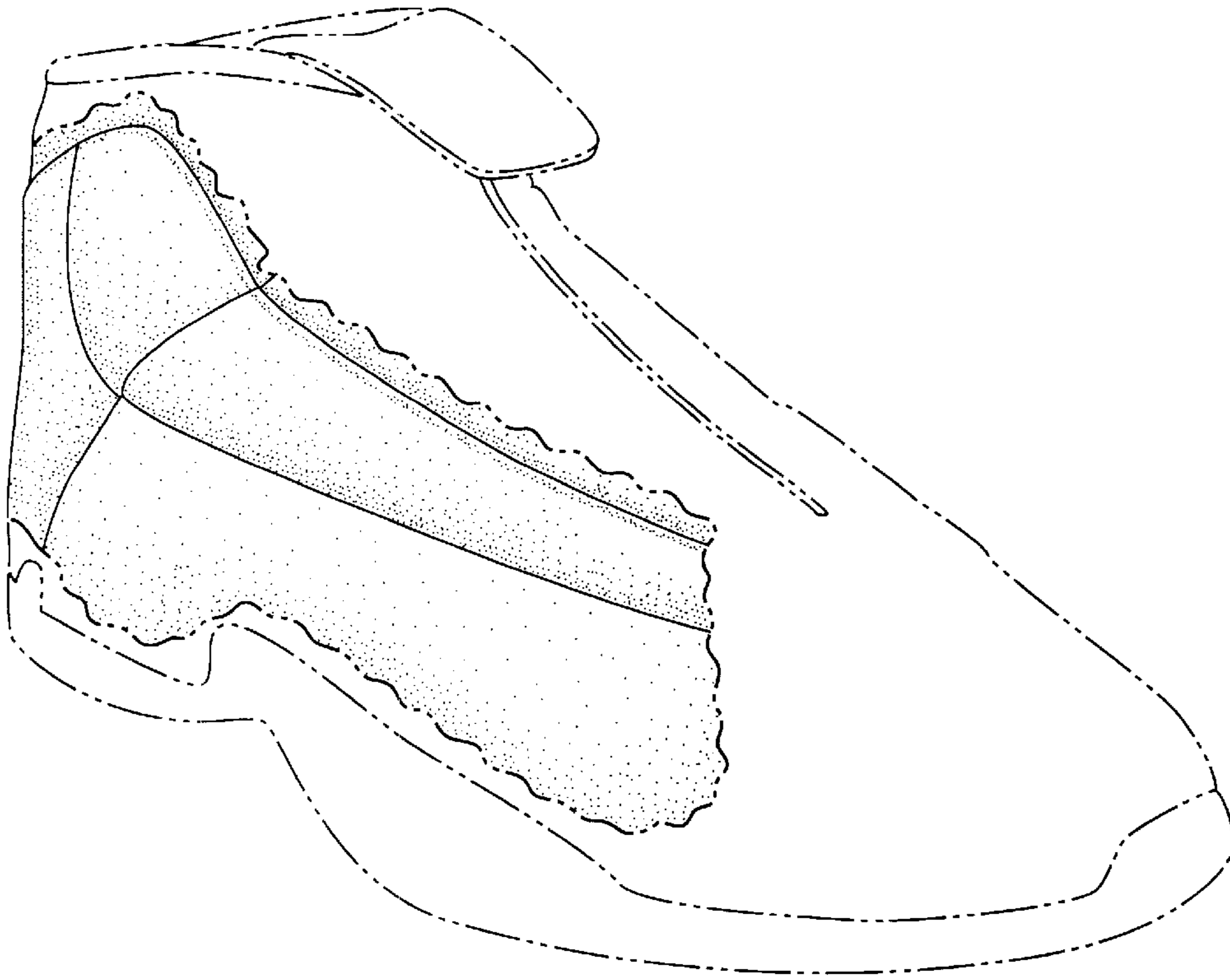


FIG. 1

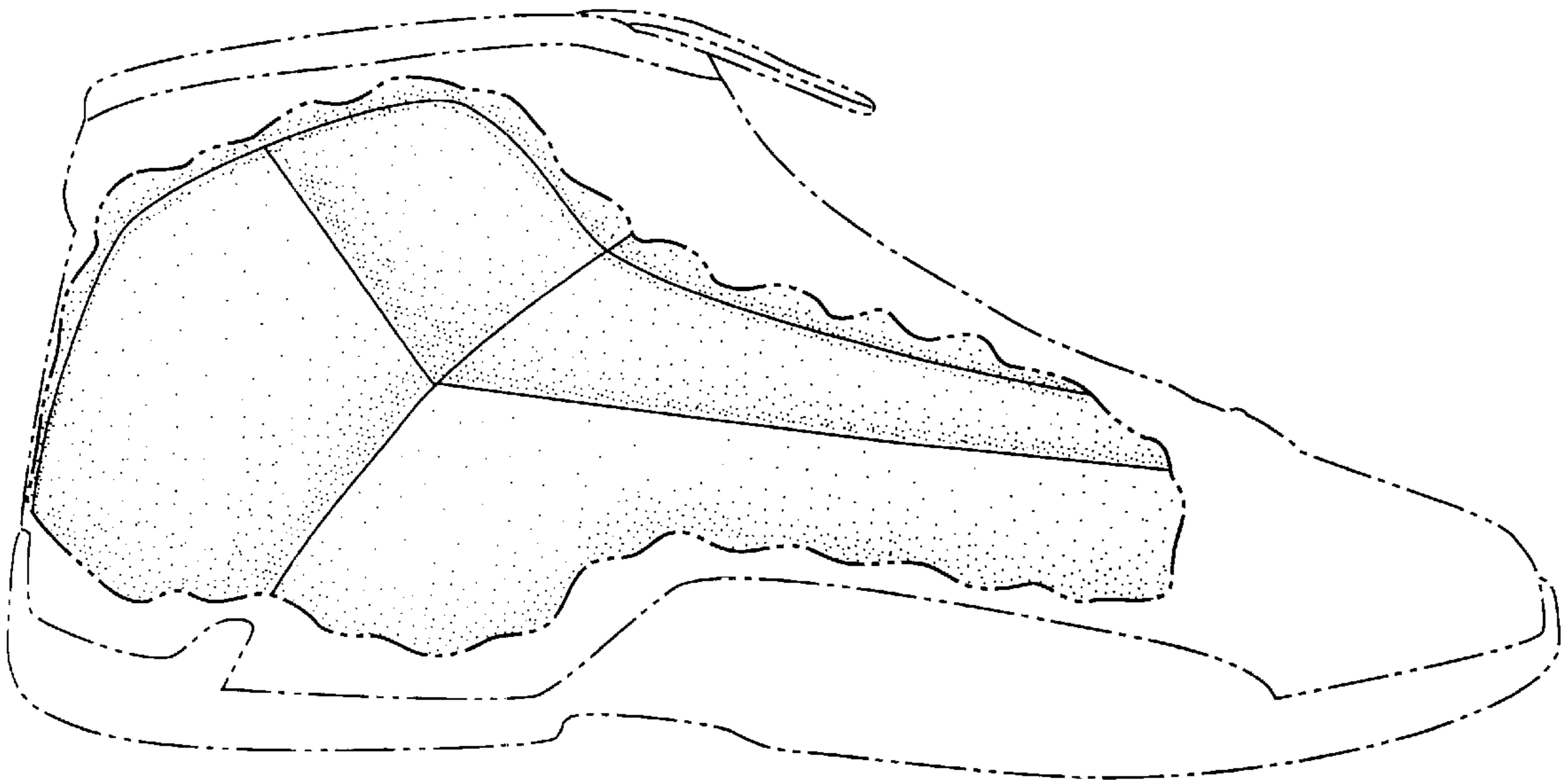


FIG. 2

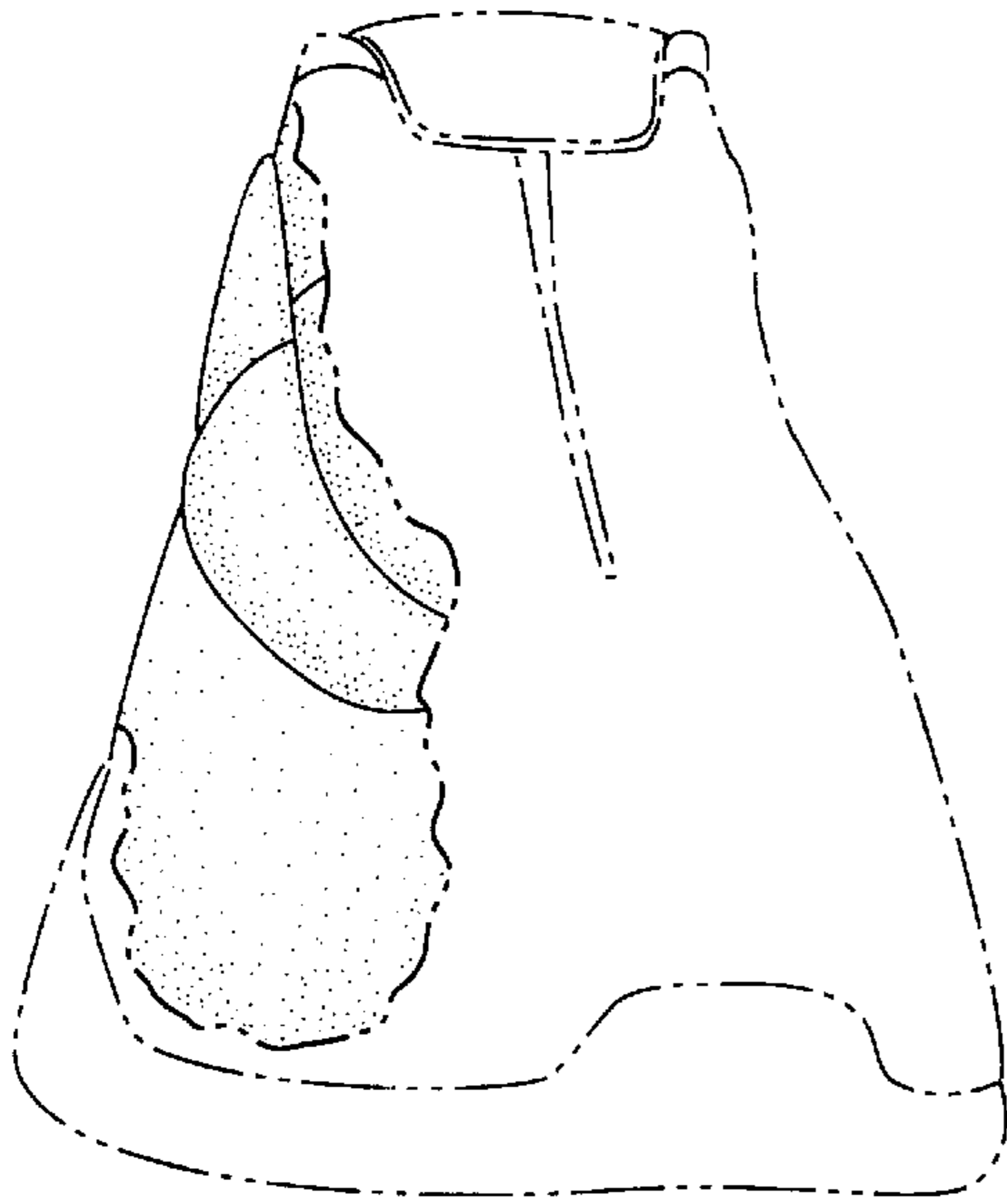


FIG. 3

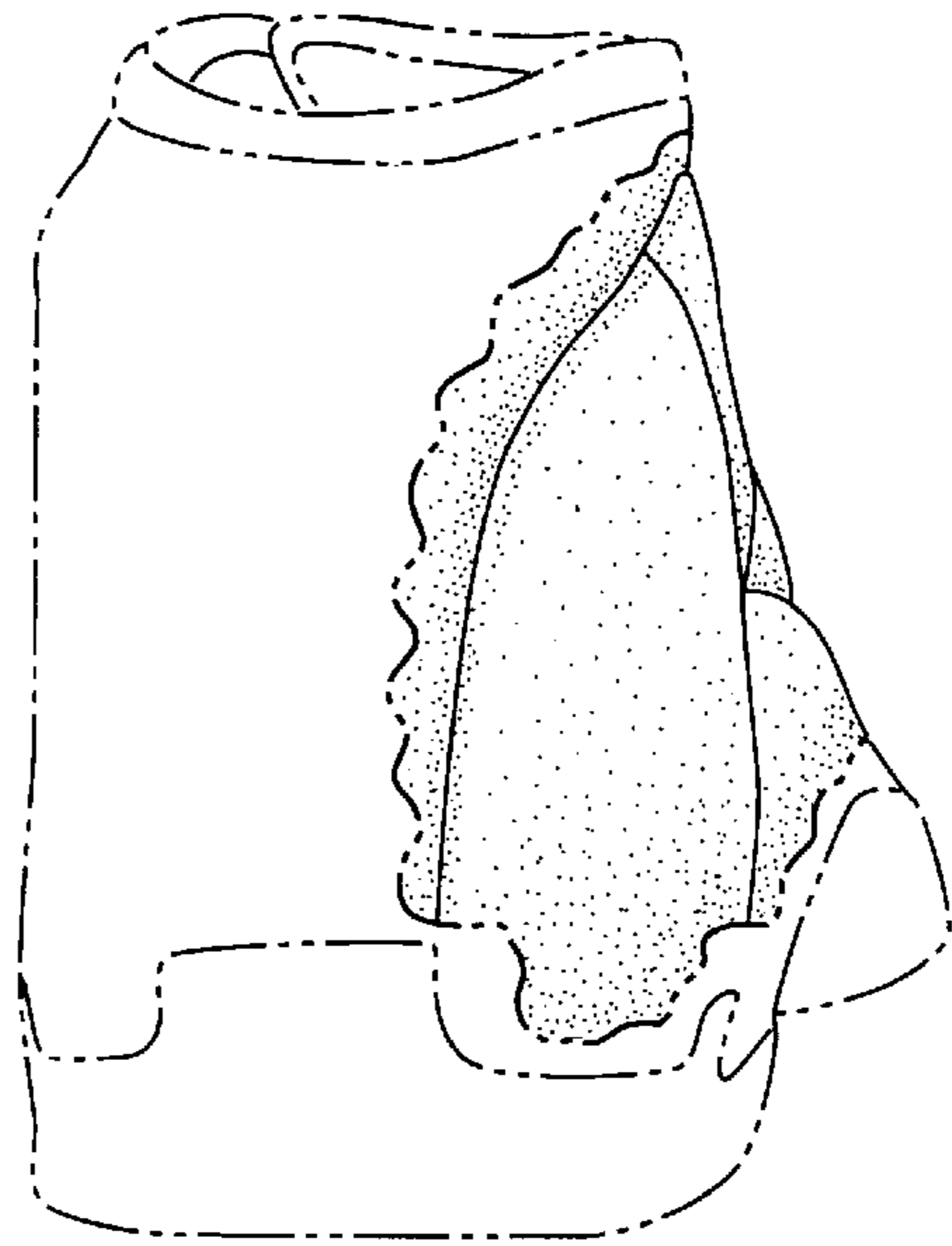


FIG. 4

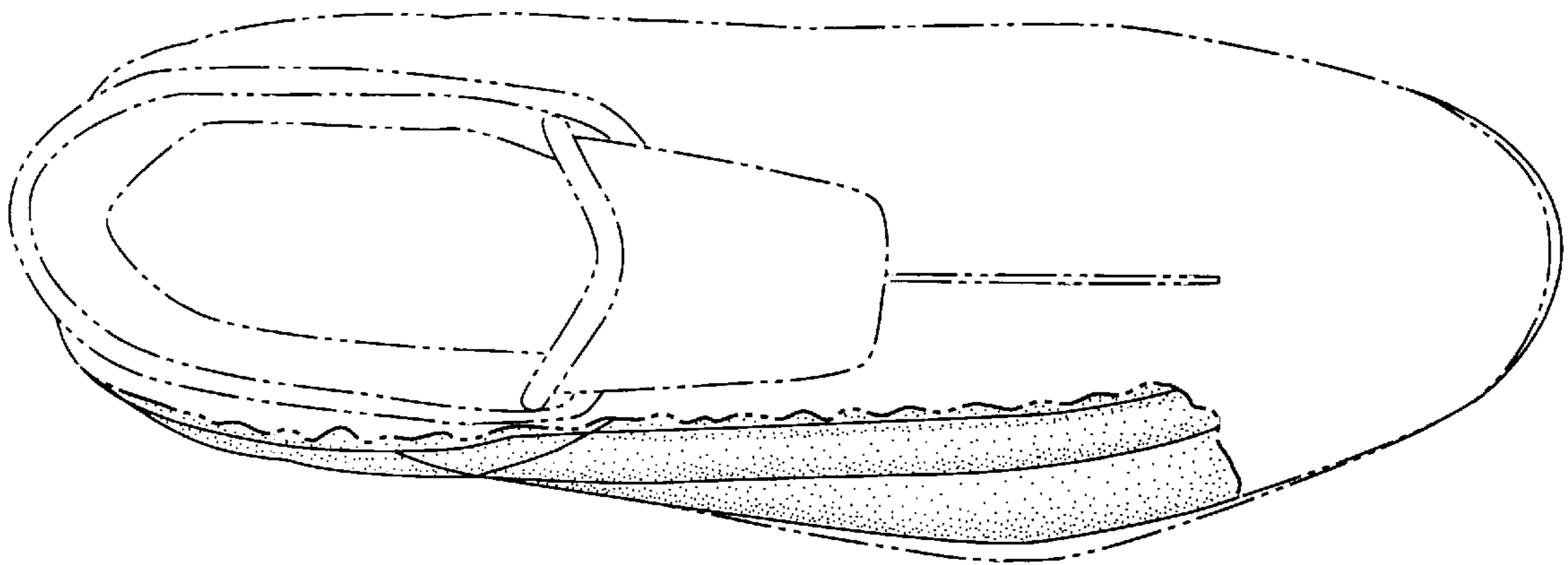


FIG. 5