



US00D467409S

(12) **United States Design Patent**
Wilson

(10) **Patent No.:** **US D467,409 S**

(45) **Date of Patent:** **** Dec. 24, 2002**

(54) **SHOE UPPER**

(75) **Inventor:** **Ralph Davis Wilson**, Torrance, CA (US)

(73) **Assignee:** **Skechers U.S.A., Inc. II**, Manhattan Beach, CA (US)

(**) **Term:** **14 Years**

(21) **Appl. No.:** **29/160,050**

(22) **Filed:** **May 3, 2002**

(51) **LOC (7) Cl.** **02-99**

(52) **U.S. Cl.** **D2/969**

(58) **Field of Search** D2/896, 902, 907,
D2/943, 944, 946, 969, 972, 973; 36/45,
50.1, 51, 77 M, 77 R, 83, 88, 113, 114,
126-130

(56) **References Cited**

U.S. PATENT DOCUMENTS

- D158,953 S * 6/1950 Gillis D2/943
- D253,017 S * 10/1979 Marchesi D2/907
- D294,422 S 3/1988 Gamm
- 4,733,439 A 3/1988 Gentry
- 4,811,497 A 3/1989 Merino Ciudad
- D351,723 S 10/1994 Bevier
- D357,794 S 5/1995 Avar
- D370,554 S 6/1996 Greene
- D375,194 S 11/1996 Teague
- D377,410 S 1/1997 Crowley
- D386,604 S 11/1997 Cass
- D388,244 S 12/1997 Serna
- 5,701,688 A 12/1997 Crowley

- D404,554 S * 1/1999 Kelchak D2/969
- D404,904 S * 2/1999 Greenberg D2/969
- D422,128 S 4/2000 Adler
- D423,208 S 4/2000 Cass
- D426,372 S 6/2000 Price
- D431,713 S 10/2000 Wilson
- D432,292 S 10/2000 Kim
- D435,162 S 12/2000 Wilson
- D435,717 S * 1/2001 Bettencourt D2/969
- D439,734 S 4/2001 Wilson
- D444,624 S 7/2001 Wilson
- D444,937 S 7/2001 Wilson
- D448,550 S 10/2001 Yang
- D455,250 S 4/2002 Wilson

* cited by examiner

Primary Examiner—Dominic Simone

(74) *Attorney, Agent, or Firm*—Marshall A. Lerner, Esq.;
Finn T. Simmens, Esq.; Kleinberg & Lerner, LLP

(57) **CLAIM**

The ornamental design for a shoe upper, as shown and described.

DESCRIPTION

FIG. 1 is a perspective view of a shoe upper showing my new design;
FIG. 2 is a top plan view thereof;
FIG. 3 is a left side elevational view thereof;
FIG. 4 is a right side elevational view thereof;
FIG. 5 is a front elevational view thereof; and,
FIG. 6 is a rear elevational view thereof.
Broken lines in the Figures are for illustrative purposes only and form no part of the claimed design.

1 Claim, 3 Drawing Sheets



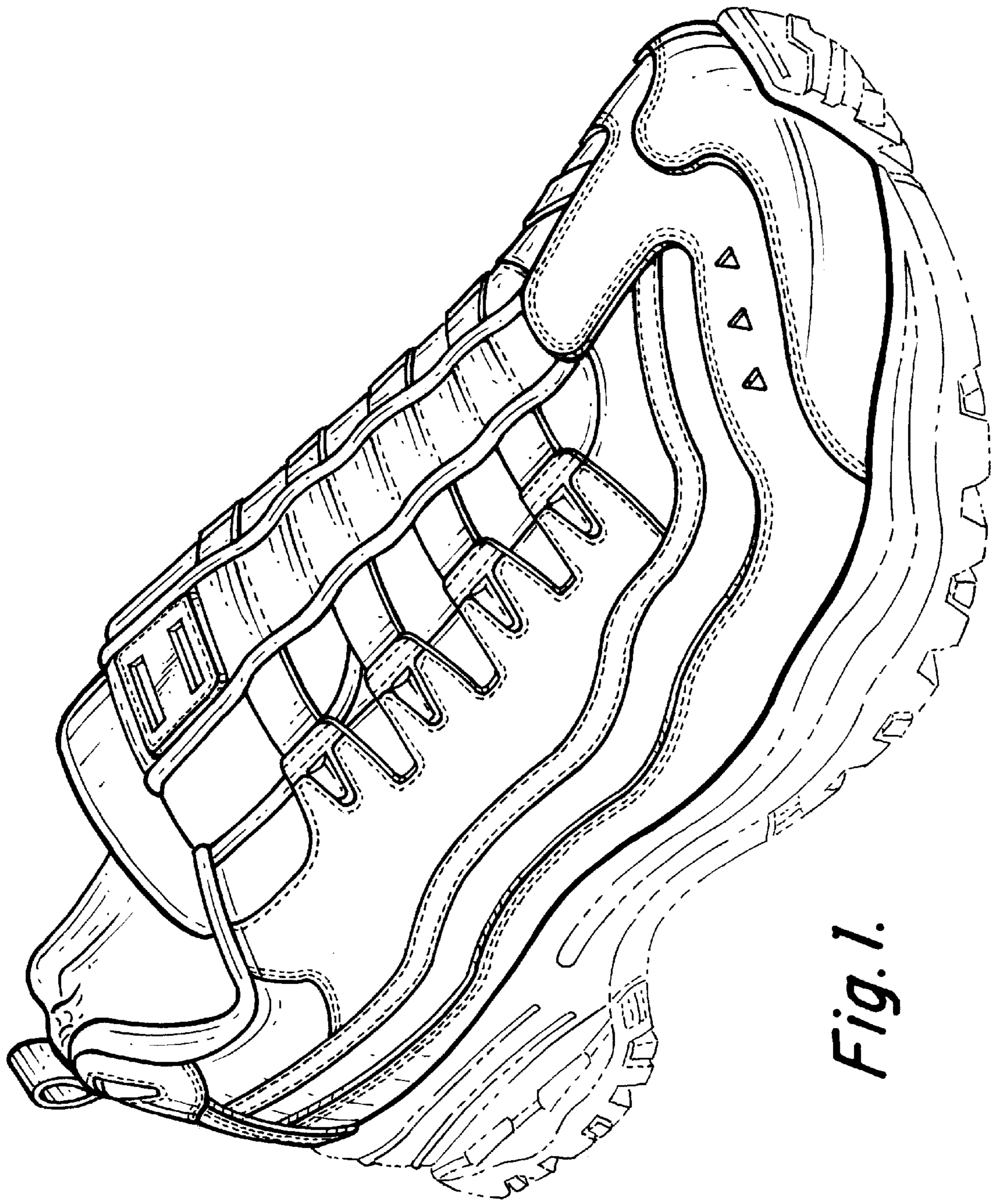


Fig. 1.

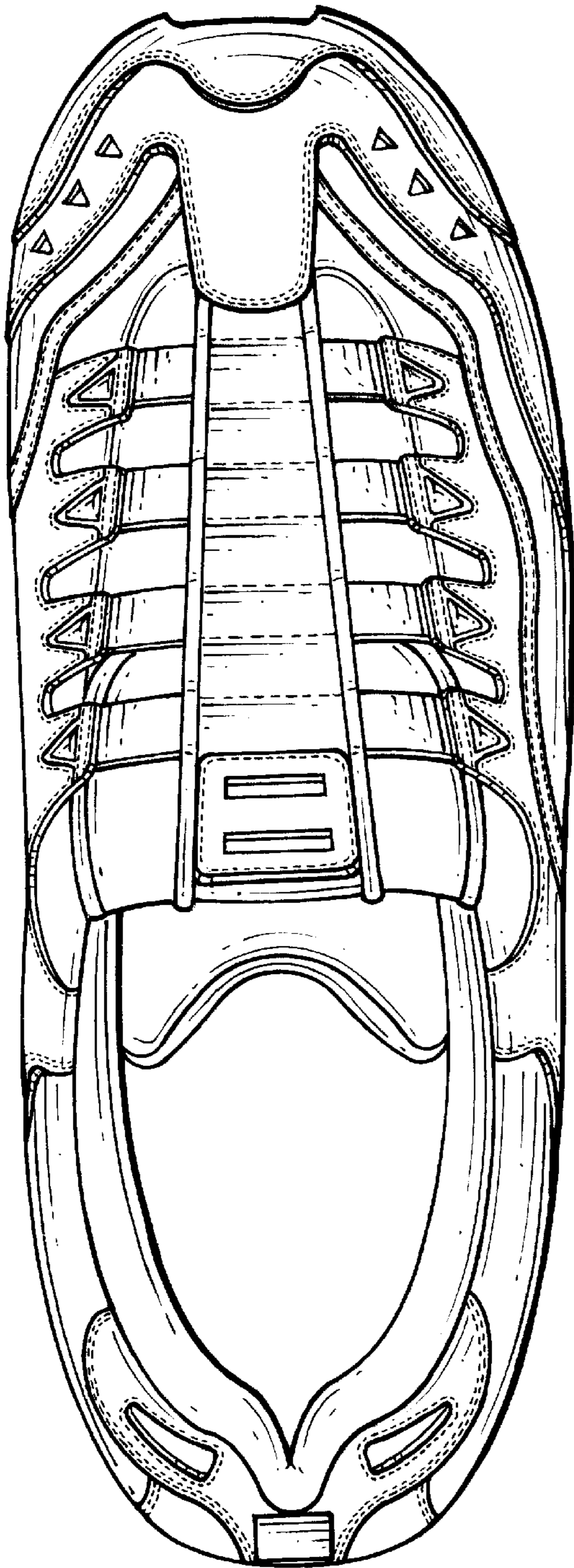


Fig. 2.

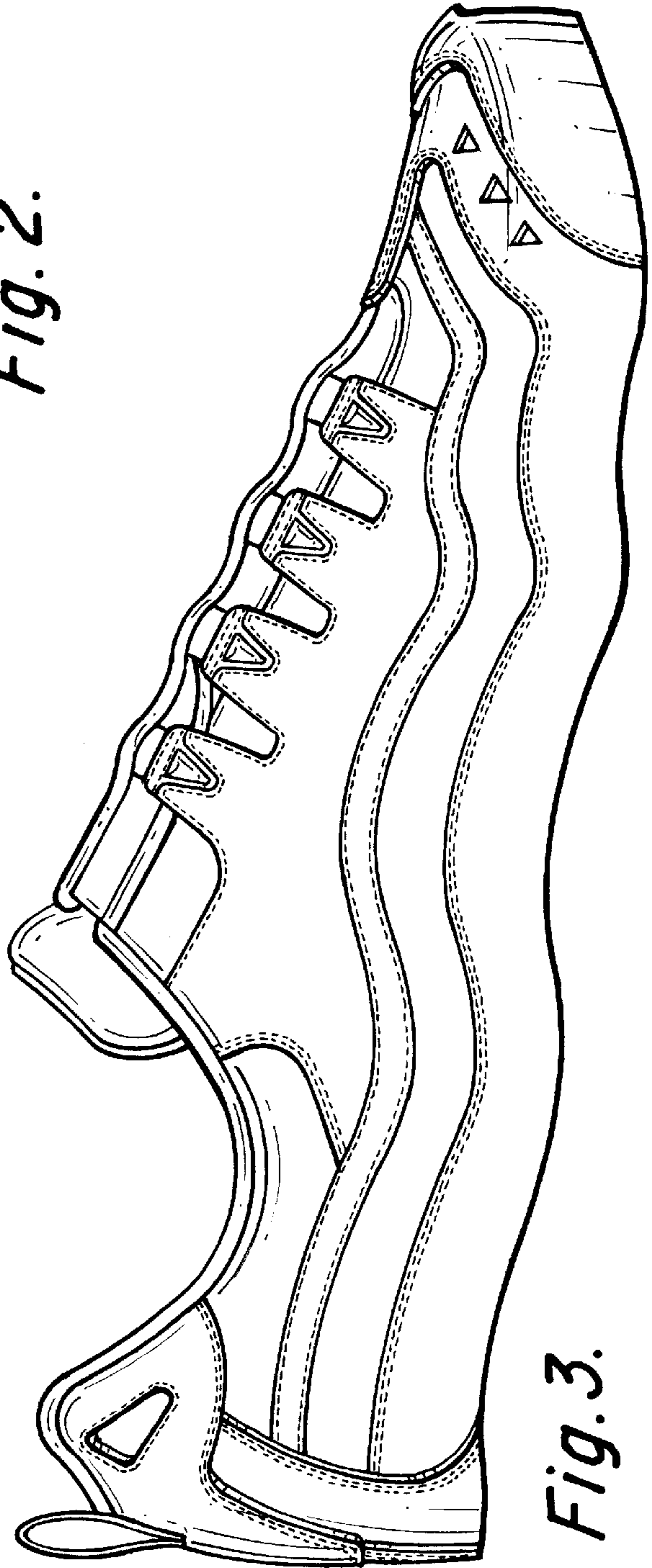


Fig. 3.

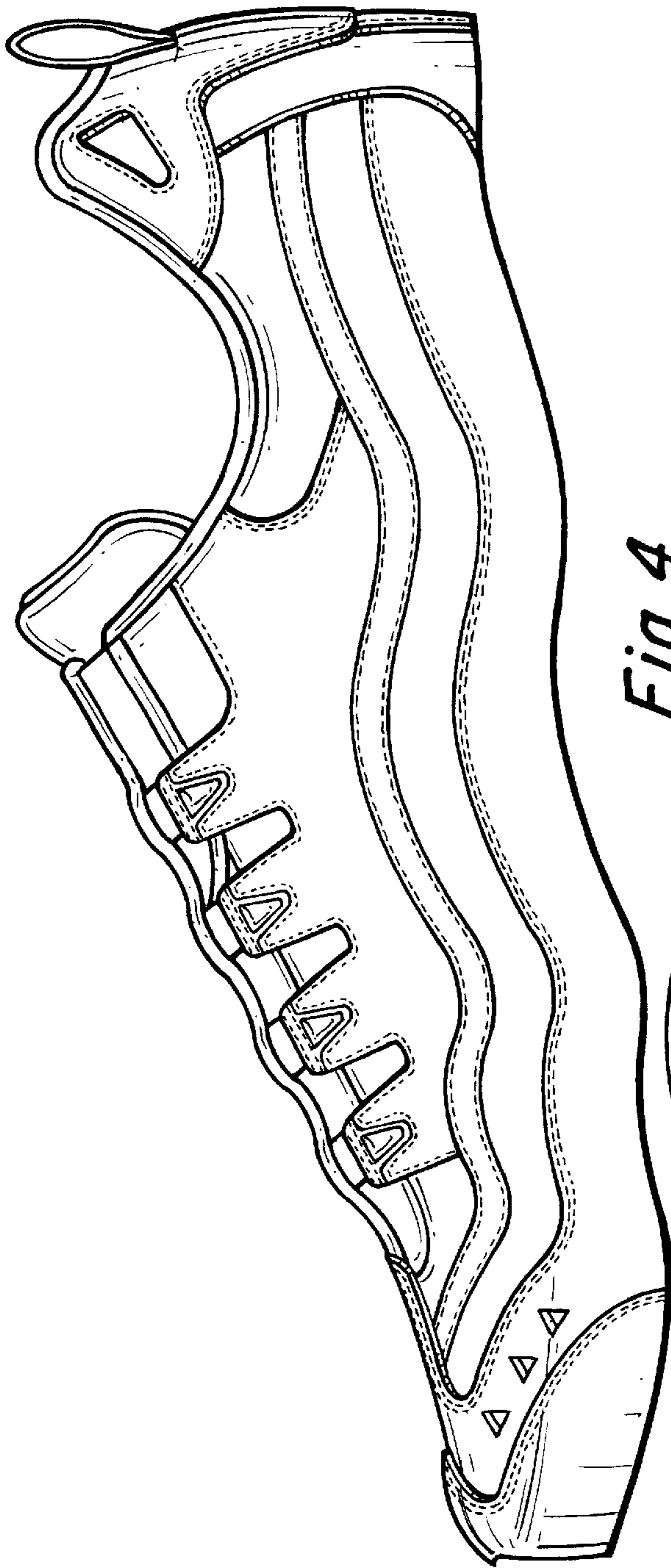


Fig. 4.

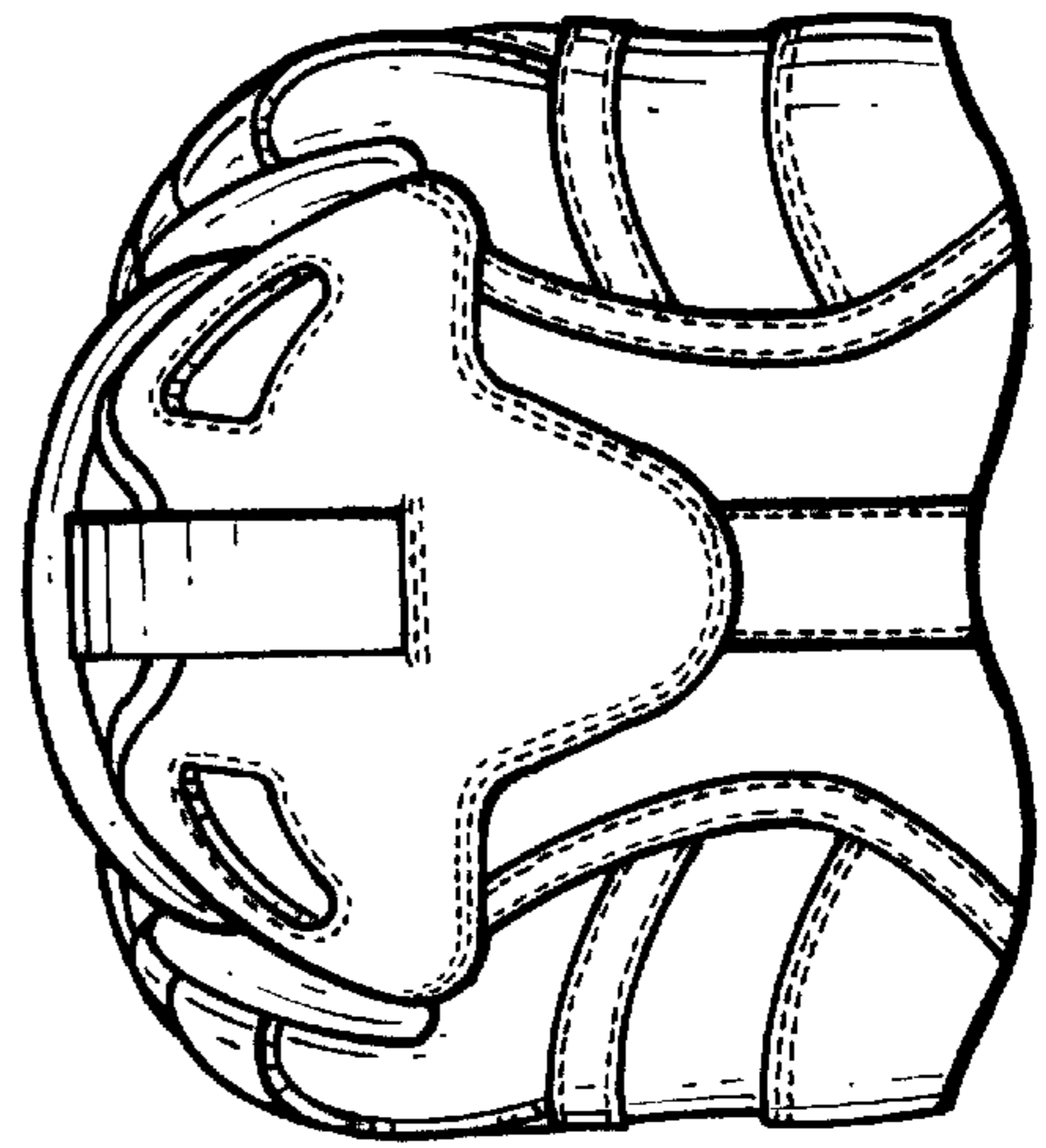


Fig. 6.

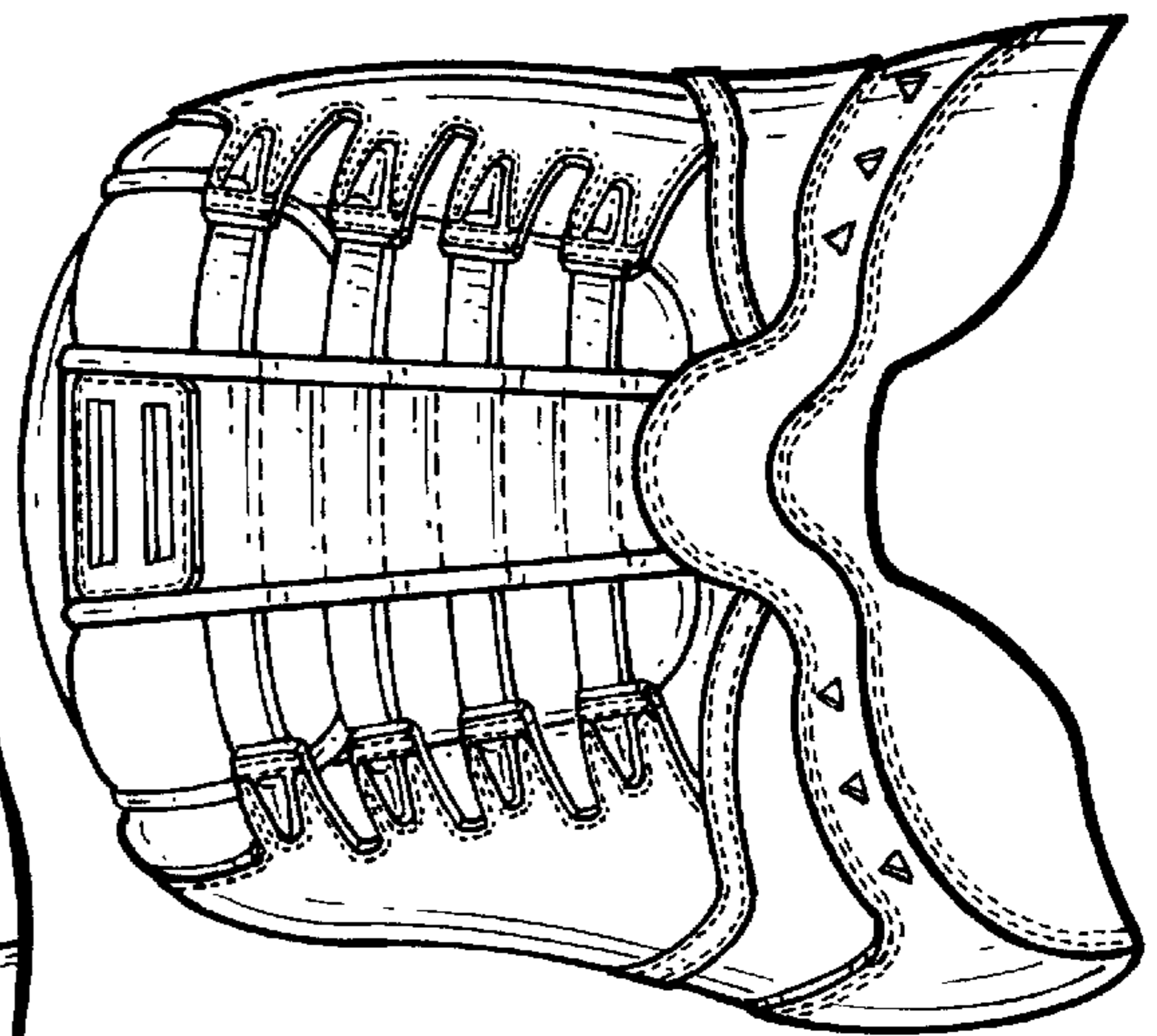


Fig. 5.