



US00D467408S

(12) **United States Design Patent**
Chen

(10) **Patent No.:** **US D467,408 S**

(45) **Date of Patent:** **** Dec. 24, 2002**

(54) **MIDSOLE**

(75) Inventor: **Eddie Chen**, Taichung (TW)

(73) Assignee: **C2 Corporation**, Taichung (TW)

(**) Term: **14 Years**

(21) Appl. No.: **29/151,828**

(22) Filed: **Dec. 12, 2001**

(51) **LOC (7) Cl.** **02-99**

(52) **U.S. Cl.** **D2/961; D2/961**

(58) **Field of Search** **D2/946, 961; 36/43**

(56) **References Cited**

U.S. PATENT DOCUMENTS

D29,749 S	*	11/1898	Bunker	D2/961
1,781,715 A	*	11/1930	Blakely	36/43
1,932,658 A	*	10/1933	Goodfriend	36/43
3,143,812 A	*	8/1964	Bittner	D2/961 X
D204,596 S	*	5/1966	Anson	D2/961
D299,381 S	*	1/1989	Hauser	D2/961
D366,139 S	*	1/1996	Finn	D2/961

D366,956 S	*	2/1996	Gay	D2/961
D388,242 S	*	12/1997	Cole	D2/961
D423,766 S	*	5/2000	Genga	D2/961
D432,769 S	*	10/2000	Yung	D2/961
6,412,194 B1	*	7/2002	Carlson et al.	36/43

* cited by examiner

Primary Examiner—Dominic Simone

(74) *Attorney, Agent, or Firm*—Baker Botts L.L.P.

(57) **CLAIM**

The ornamental design for midsole, as shown and described.

DESCRIPTION

FIG. 1 is a perspective view of midsole showing my new design;

FIG. 2 is a front elevational view thereof;

FIG. 3 is a rear elevational view thereof;

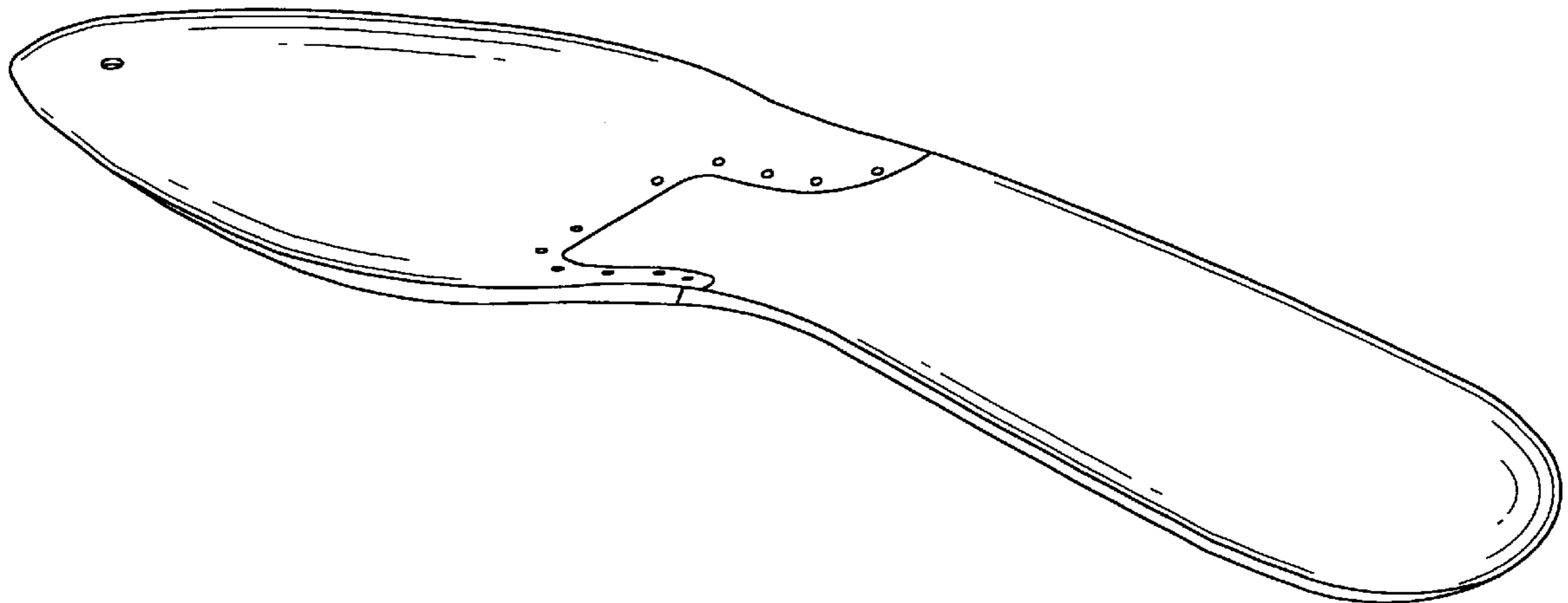
FIG. 4 is a left side elevational view thereof;

FIG. 5 is a right side elevational view thereof;

FIG. 6 is a top plan view thereof; and,

FIG. 7 is a bottom plan view thereof.

1 Claim, 6 Drawing Sheets



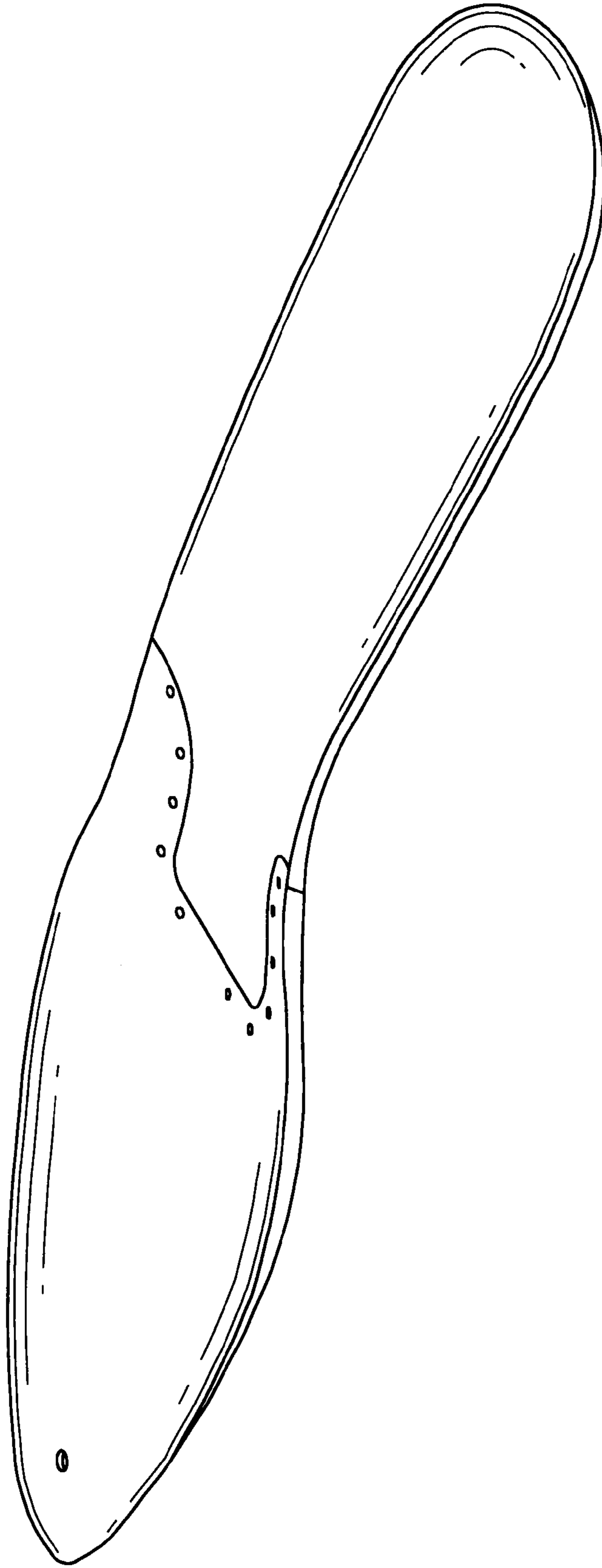


FIG. 1

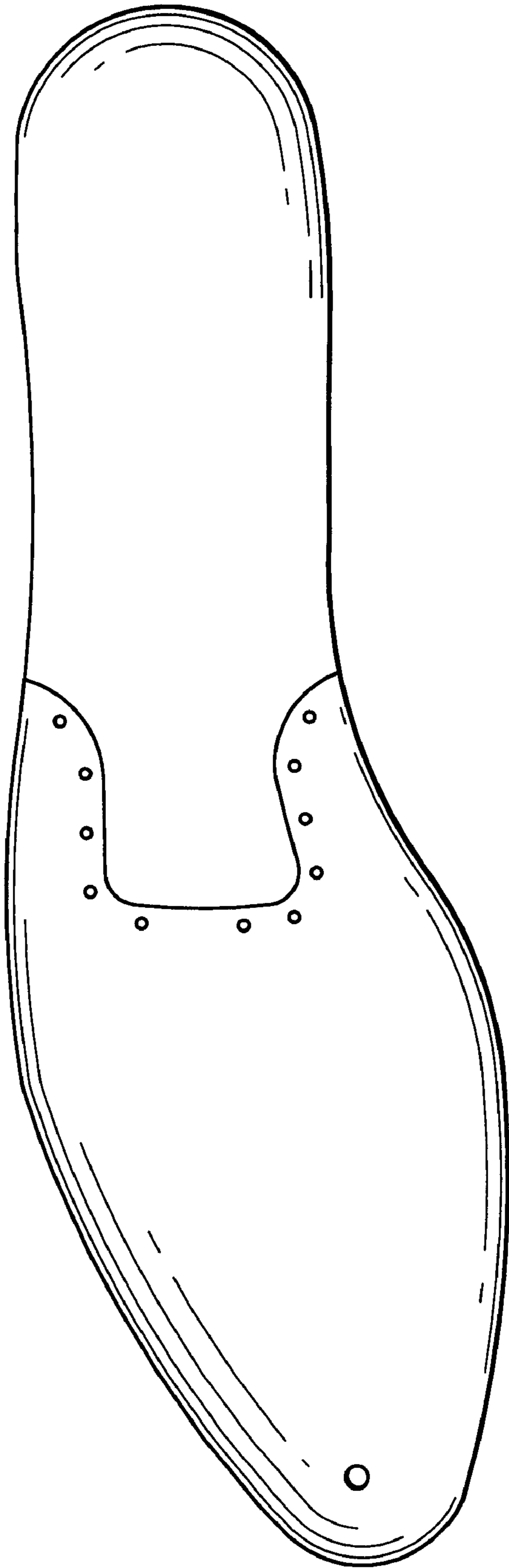


FIG. 2

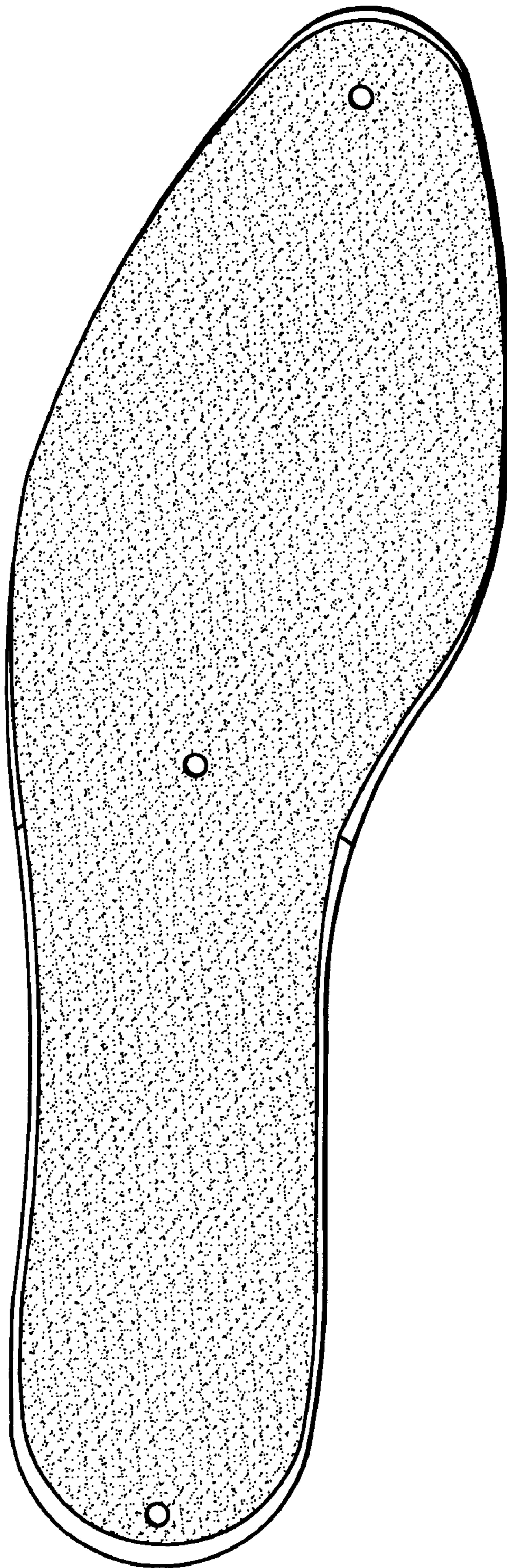


FIG. 3



FIG. 5




FIG. 4

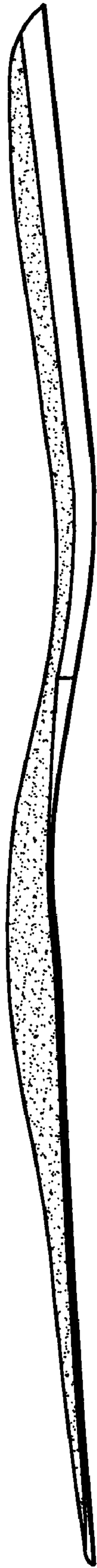


FIG. 6

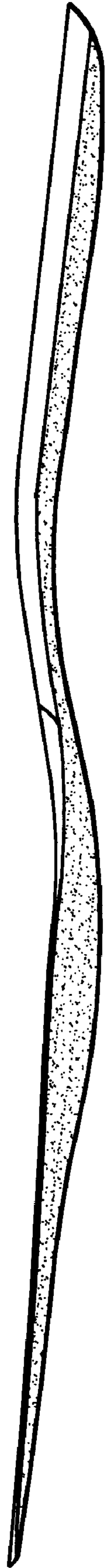


FIG. 7