



US00D467401S

(12) **United States Design Patent**  
**Hsu**

(10) **Patent No.:** **US D467,401 S**

(45) **Date of Patent:** **\*\* Dec. 17, 2002**

(54) **RUBBISH BIN**

(75) **Inventor:** **Kevin Hsu, Taichung (TW)**

(73) **Assignee:** **Dong Guan Bright Yin Huey Lighting Co., Ltd., Guang Dong (CN)**

(\*\*) **Term:** **14 Years**

(21) **Appl. No.:** **29/145,485**

(22) **Filed:** **Jul. 25, 2001**

(51) **LOC (7) Cl.** ..... **09-09**

(52) **U.S. Cl.** ..... **D34/1; D34/7**

(58) **Field of Search** ..... **D34/1, 5, 6, 7; 220/908, 909, 910, 911**

(56) **References Cited**

**U.S. PATENT DOCUMENTS**

D260,475 S	*	9/1981	Hall	.....	D34/5 X
D371,657 S	*	7/1996	Kirn et al.	.....	D34/1
D419,605 S	*	1/2000	Thomas et al.	.....	D34/1 X
D421,824 S	*	3/2000	Hornyak	.....	D34/1

D422,390 S	*	4/2000	Chipman	.....	D34/6
D423,166 S	*	4/2000	Hornyak	.....	D34/1
D424,769 S	*	5/2000	Hornyak	.....	D34/1
D450,899 S	*	11/2001	Caron	.....	D34/1

\* cited by examiner

*Primary Examiner*—Cynthia E. Ramirez

(74) *Attorney, Agent, or Firm*—Rosenberg, Klein & Lee

(57) **CLAIM**

The ornamental design for a rubbish bin, as shown and described.

**DESCRIPTION**

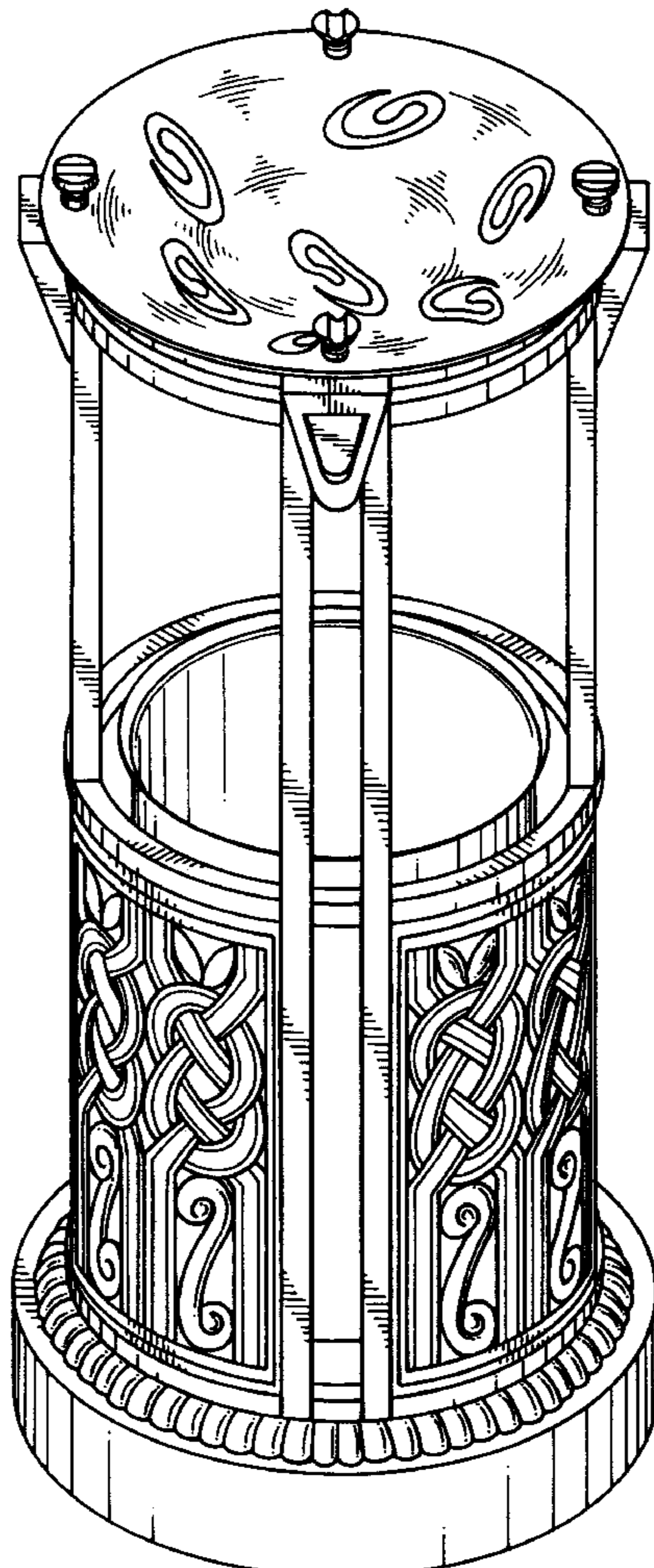
FIG. 1 is a perspective view of rubbish bin showing my new design;

FIG. 2 is a front elevation view thereof, the rear, the left and the right side elevation view thereof being identical in appearance;

FIG. 3 is a top plan view thereof; and,

FIG. 4 is a bottom plan view thereof.

**1 Claim, 3 Drawing Sheets**



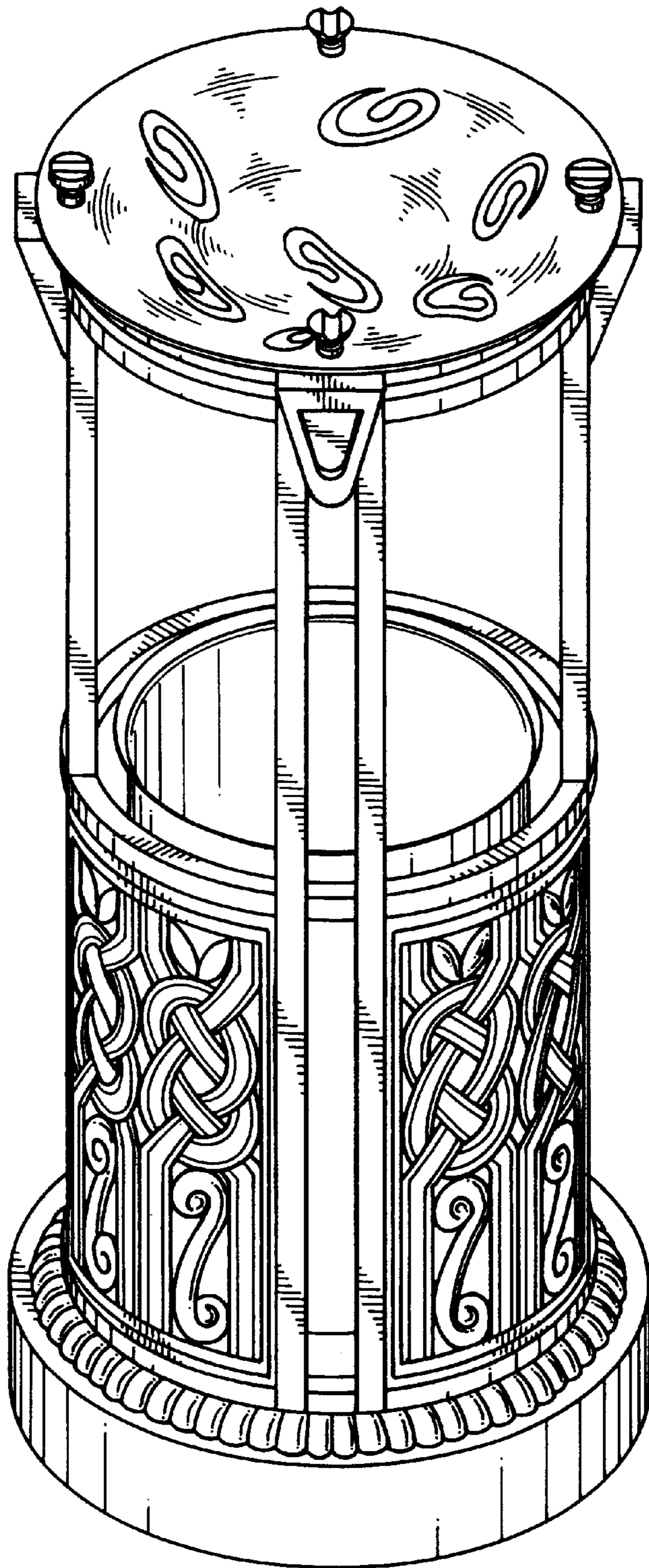


FIG. 1




FIG. 2

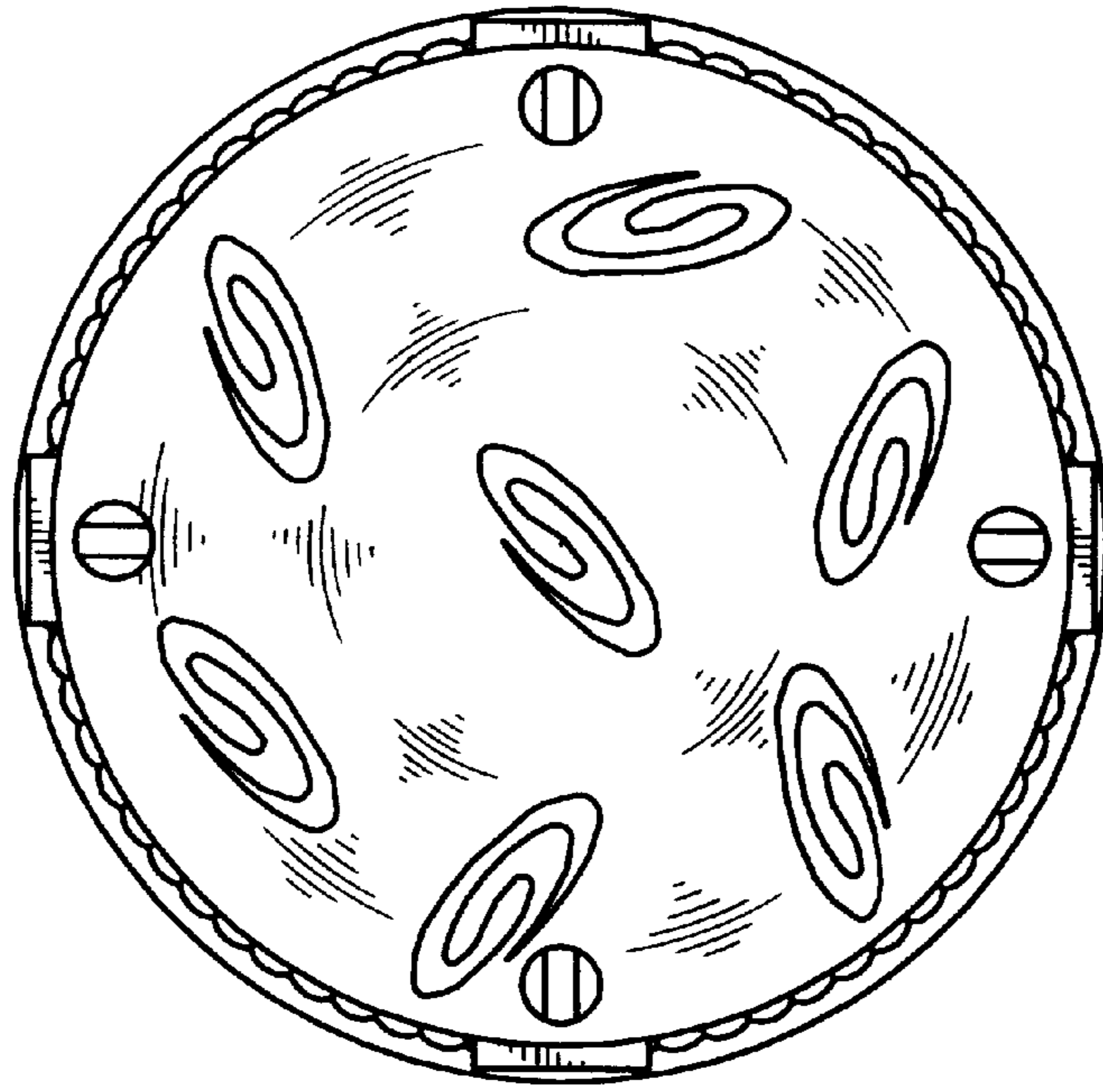


FIG. 3

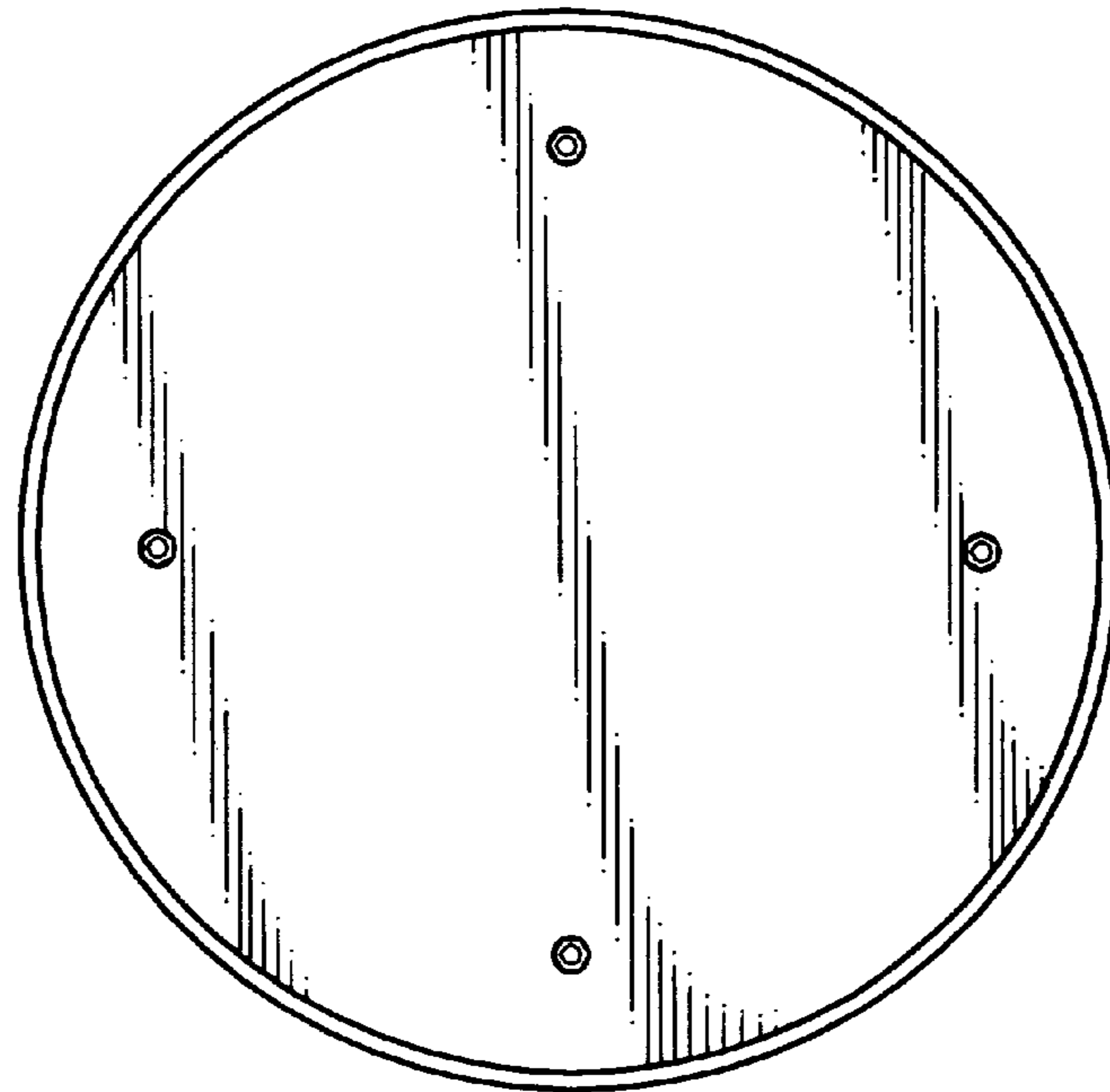


FIG. 4