



US00D467393S

(12) **United States Design Patent**
Warden

(10) **Patent No.:** **US D467,393 S**

(45) **Date of Patent:** **** Dec. 17, 2002**

(54) **PET COLLAR LIGHT**

(76) Inventor: **Margaret Warden**, 5 Quail St., Hilton Head, SC (US) 29928

(**) Term: **14 Years**

(21) Appl. No.: **29/153,468**

(22) Filed: **Jan. 7, 2002**

(51) **LOC (7) Cl.** **30-08**

(52) **U.S. Cl.** **D30/155; D30/199**

(58) **Field of Search** D30/155, 160, D30/199, 152; D11/224; 119/702, 860, 707, 709, 712, 908, 858, 859; D1/107, 110; 362/108, 103; D26/47; D21/386

(56) **References Cited**

U.S. PATENT DOCUMENTS

1,452,250	A	4/1923	Moore et al.	
D243,411	S	2/1977	Johnson	
D245,522	S	8/1977	Mulkey et al.	
D336,144	S	6/1993	Galati	
5,373,815	A	12/1994	Sagebiel	
D360,304	S	7/1995	Fachinger	
5,474,033	A	* 12/1995	Mitchell, Jr.	119/709
D370,282	S	5/1996	Grether	
D406,909	S	3/1999	Wang	
D407,163	S	3/1999	Berkowitz	
D421,762	S	3/2000	Shirley et al.	
D442,305	S	5/2001	Warden	
D442,714	S	5/2001	Warden	
D445,518	S	7/2001	Warden	

OTHER PUBLICATIONS

“In the Company of Dogs”, Jul. 9, 2001. p. 15, element A rug.*

Ruff & Tumble Company brochure—undated.

* cited by examiner

Primary Examiner—Pamela Burgess

(74) *Attorney, Agent, or Firm*—Nelson Mullins Riley & Scarborough LLP; Michael E. Wever

(57) **CLAIM**

The ornamental design of a pet collar light, substantially as shown and described.

DESCRIPTION

FIG. 1 is a perspective view of a pet collar light embodying the design of the present invention;

FIG. 2 is a left side elevational view of the pet collar light illustrated in FIG. 1;

FIG. 3 is a right side elevational view of the pet collar light illustrated in FIG. 1;

FIG. 4 is a front view of the pet collar light illustrated in FIG. 1;

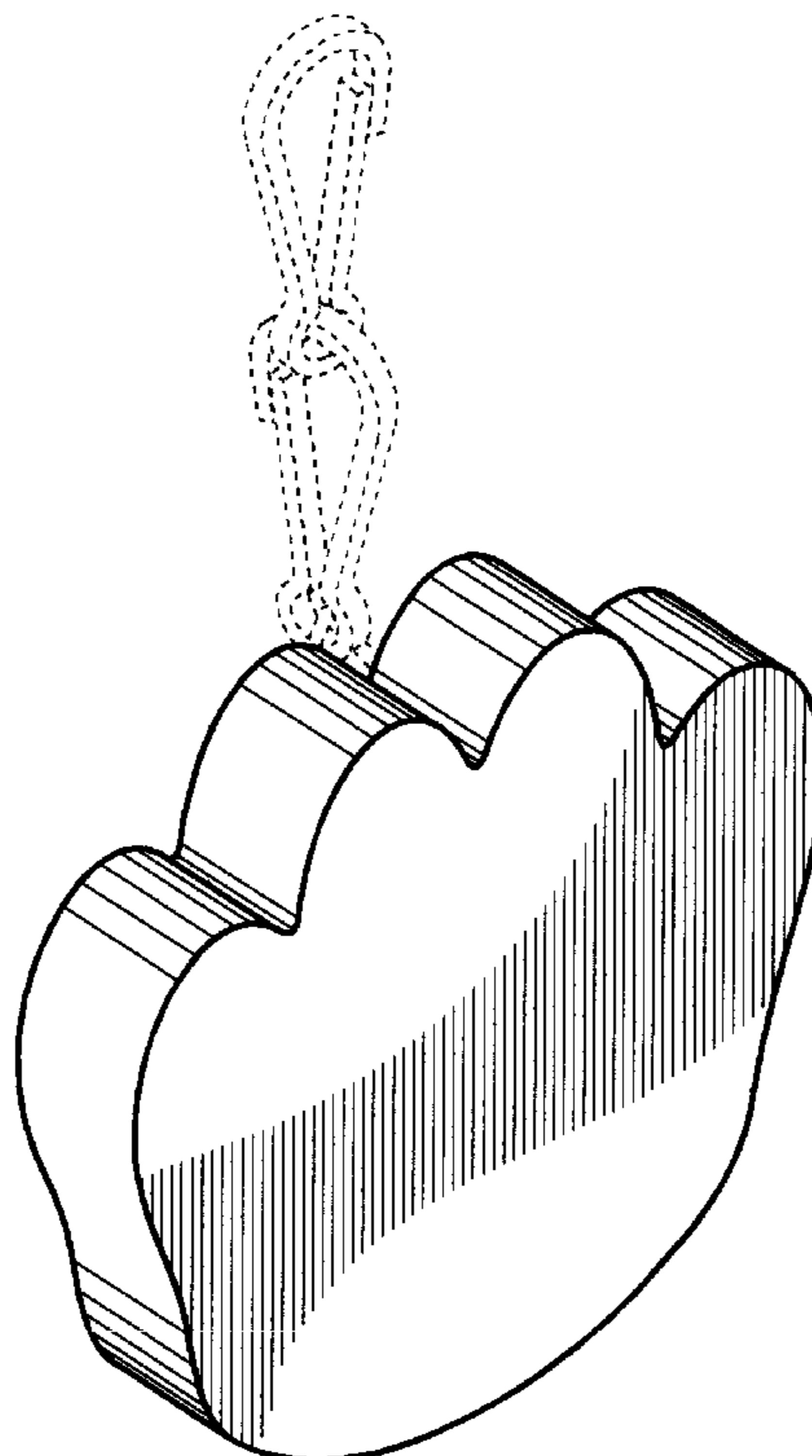
FIG. 5 is a rear view of the pet collar light illustrated in FIG. 1;

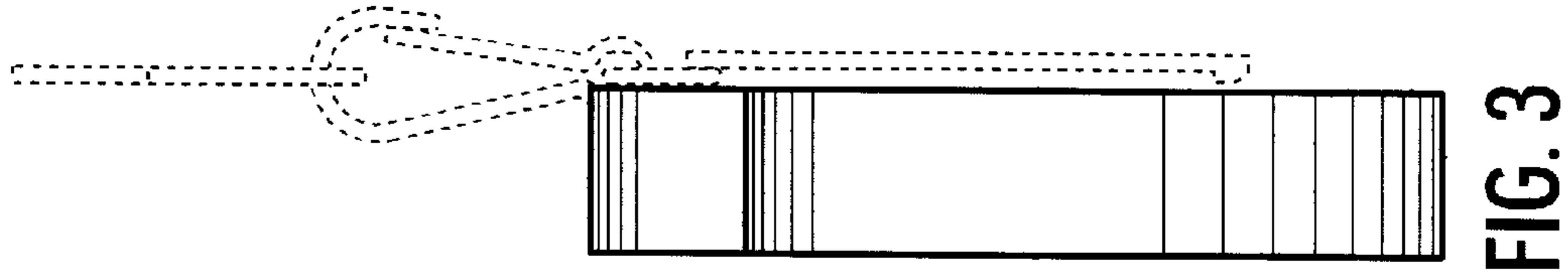
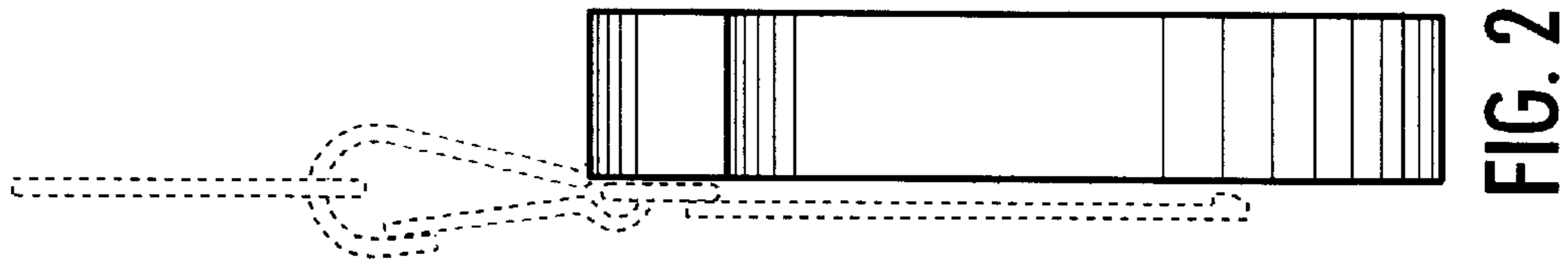
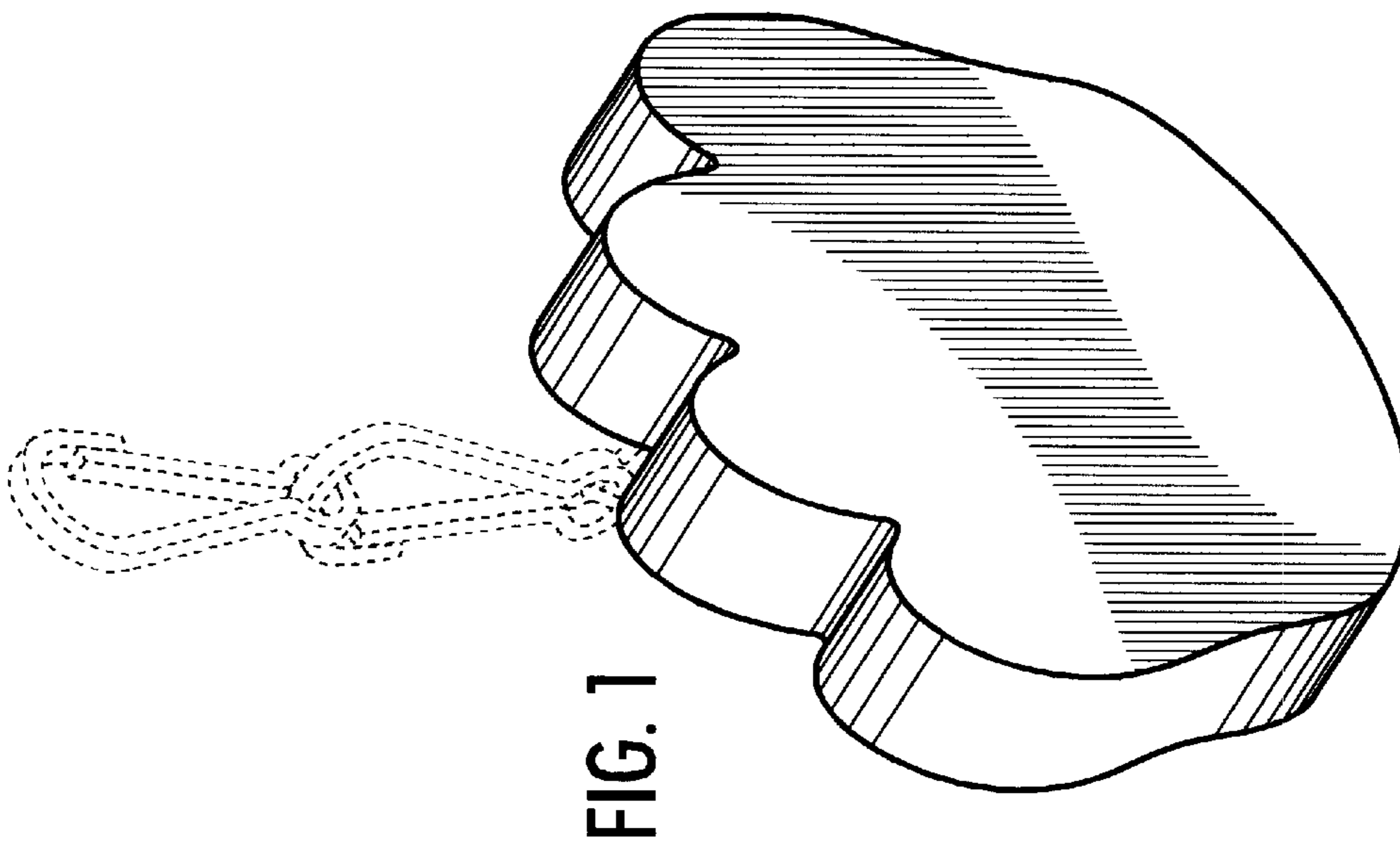
FIG. 6 is a top view of the pet collar light illustrated in FIG. 1; and,

FIG. 7 is a bottom view of the pet collar light illustrated in FIG. 1.

The latch assembly shown in broken lines does not form a part of the claimed design.

1 Claim, 2 Drawing Sheets








FIG. 4

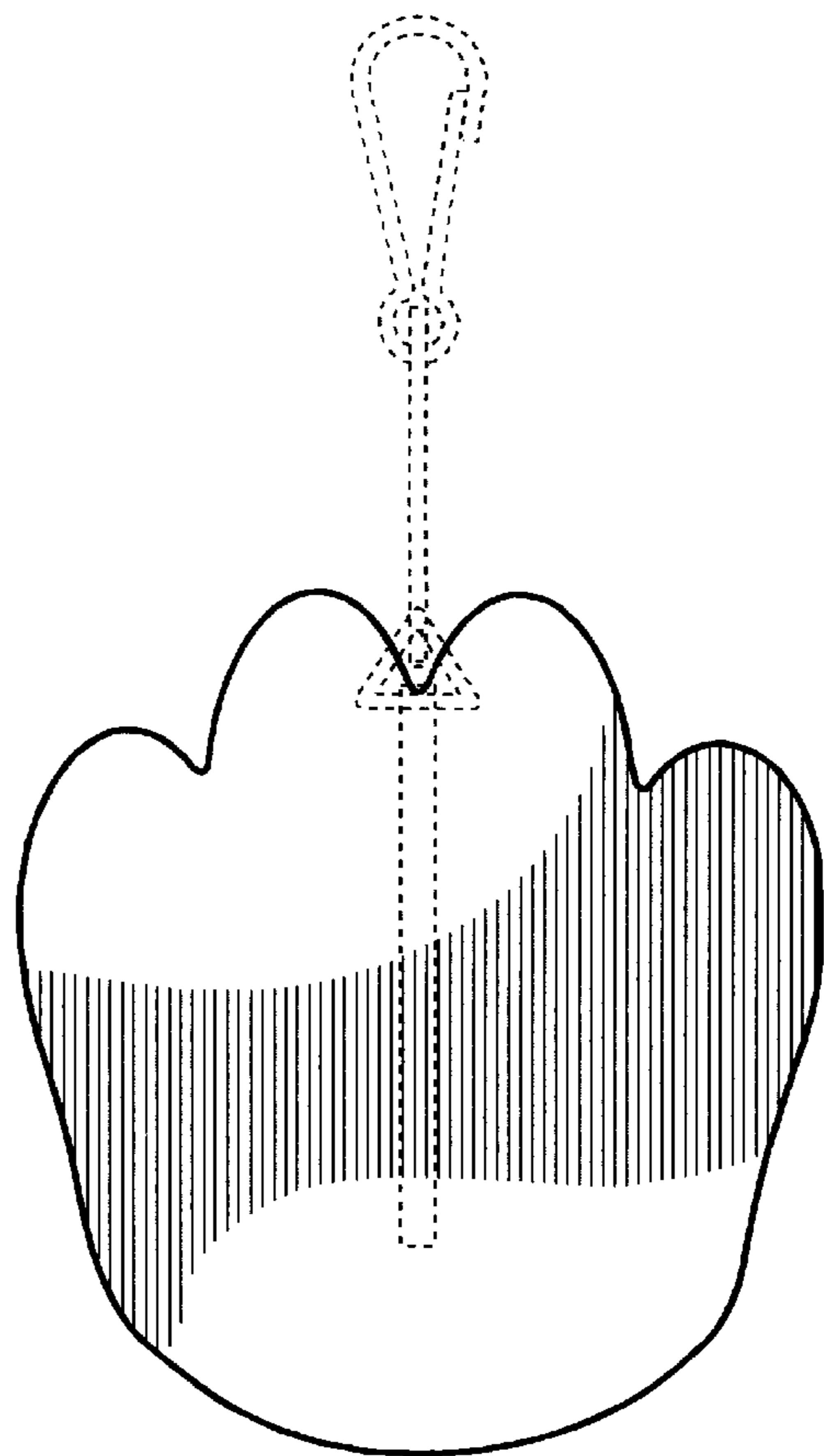


FIG. 5

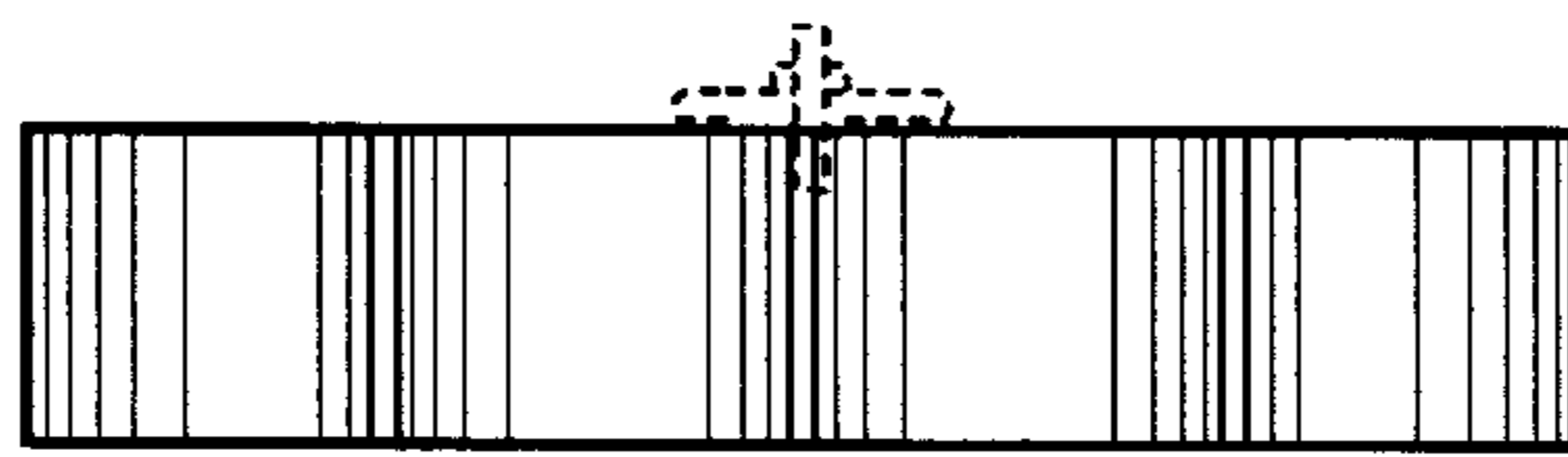


FIG. 6

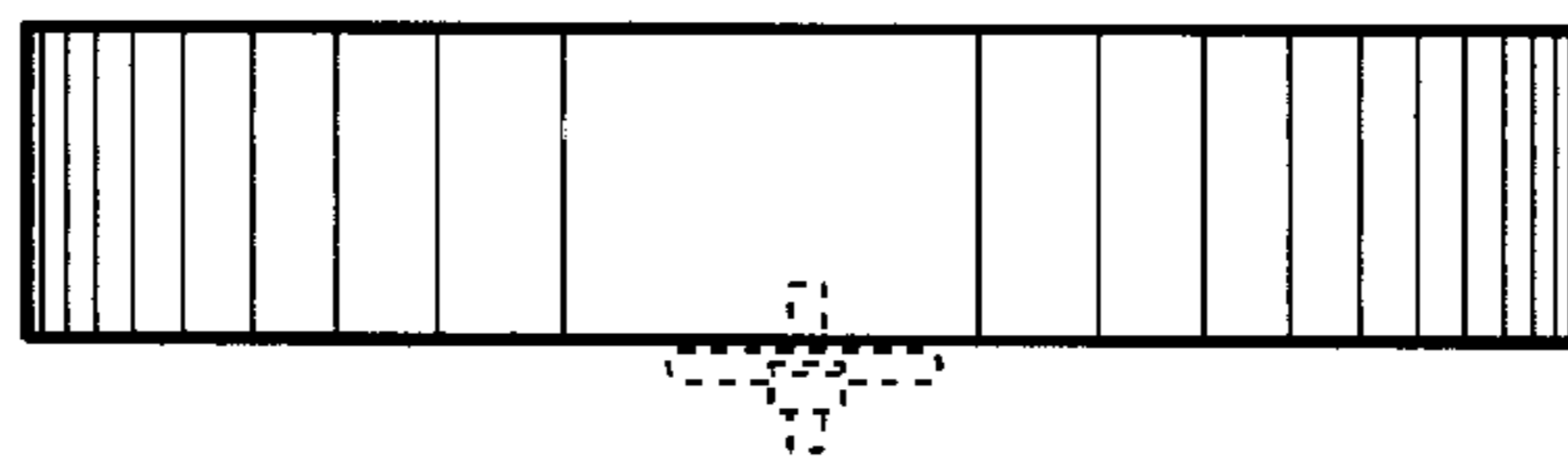


FIG. 7