



US00D467392S

(12) **United States Design Patent**
Ferguson

(10) **Patent No.:** **US D467,392 S**

(45) **Date of Patent:** **** Dec. 17, 2002**

(54) **CHILD RESTRAINING HARNESS FOR USE ON A CHAIR**

Primary Examiner—Lucy Lieberman

(76) **Inventor:** **Clayomie E. Ferguson**, 10875 SW. 221 St., Miami, FL (US) 33170

(**) **Term:** **14 Years**

(57) **CLAIM**

The ornamental design for a child restraining harness for use on a chair, as shown and described.

(21) **Appl. No.:** **29/153,907**

(22) **Filed:** **Jan. 16, 2002**

(51) **LOC (7) Cl.** **29-02**

(52) **U.S. Cl.** **D29/101.5**

(58) **Field of Search** D29/100, 101.1, D29/101.2, 101.3, 101.4, 101.5; 297/465, 467, 468, 485; 128/875, 876

DESCRIPTION

FIG. 1 is a front view of a child restraining harness for use on a chair showing my new design.

FIG. 2 is a rear view of the child restraining harness for use on a chair.

FIG. 3 is a first side view of the child restraining harness for use on a chair.

FIG. 4 is a second side view of the child restraining harness for use on a chair.

FIG. 5 is a top view of the child restraining harness for use on a chair.

FIG. 6 is a bottom view of the child restraining harness for use on a chair; and,

FIG. 7 is a perspective view of the child restraining harness for use on a chair as shown in use.

The broken lines in FIG. 7 showing a child in a chair are for illustrative purposes only and do not form part of the claimed design.

(56) **References Cited**

U.S. PATENT DOCUMENTS

1,205,384	A	*	11/1916	Peck	297/467
2,451,007	A	*	10/1948	White	297/485
2,851,033	A	*	9/1958	Posey		
4,795,216	A	*	1/1989	Culver et al.	297/467
5,123,427	A	*	6/1992	Watt et al.	128/876
6,135,114	A	*	10/2000	Elliott et al.	128/876
D433,540	S	*	11/2000	Safaie-Brown	D29/101.4

* cited by examiner

1 Claim, 3 Drawing Sheets






FIG.5




FIG.1



FIG.6




FIG. 2

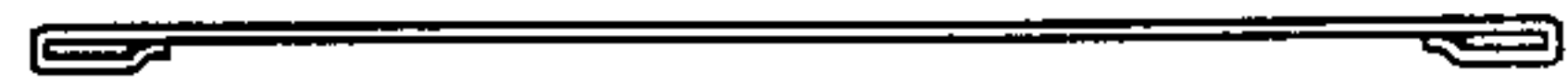


FIG. 3



FIG. 4

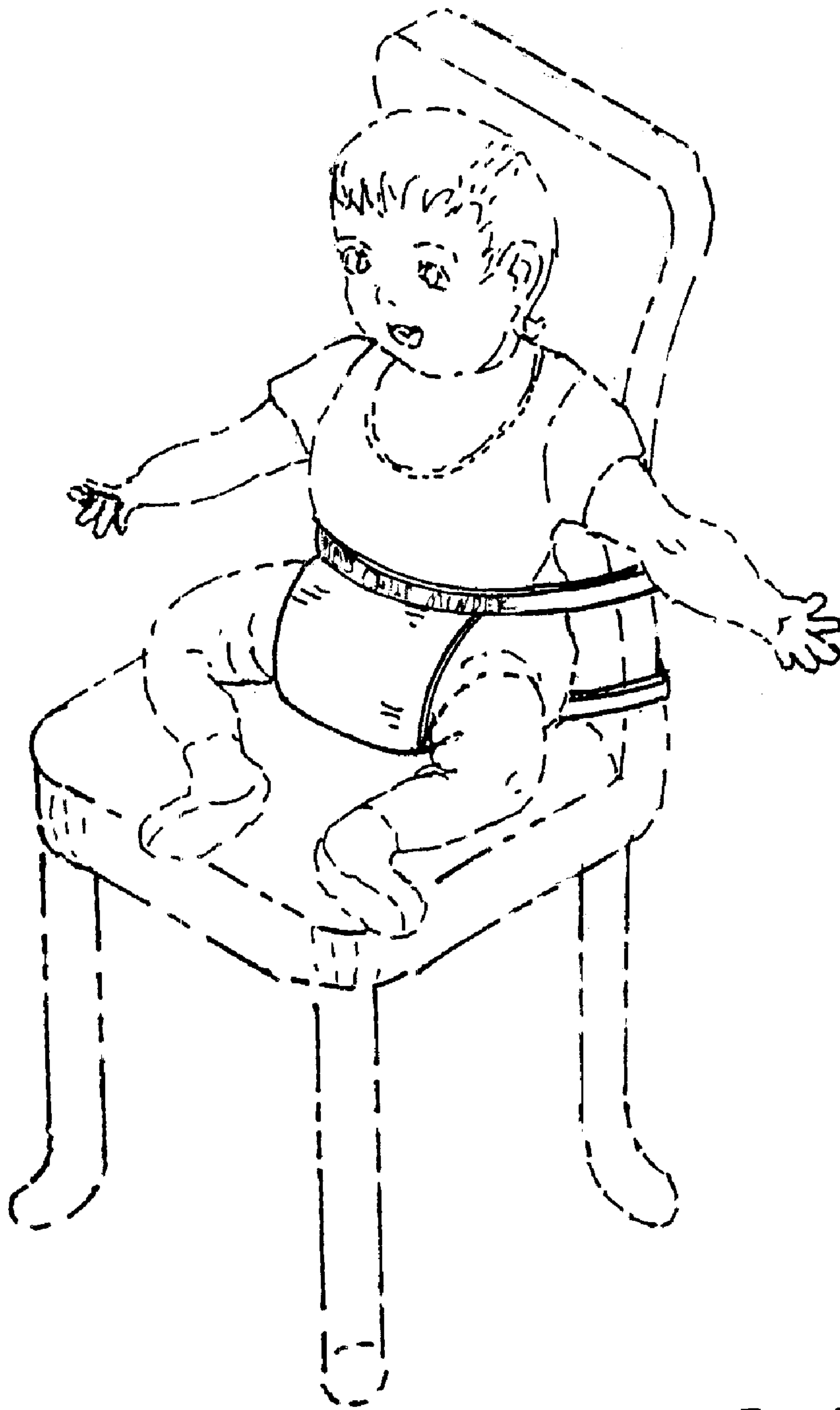


FIG. 7