



US00D467380S

(12) **United States Design Patent**
Dolan

(10) **Patent No.:** **US D467,380 S**

(45) **Date of Patent:** **** Dec. 17, 2002**

(54) **OUTDOOR LANTERN**

(76) **Inventor:** **Patrick S. Dolan**, 1901 NW. Upshur,
Portland, OR (US) 97209

(**) **Term:** **14 Years**

(21) **Appl. No.:** **29/143,879**

(22) **Filed:** **Jun. 20, 2001**

(51) **LOC (7) Cl.** **26-03**

(52) **U.S. Cl.** **D26/92**

(58) **Field of Search** D26/72-74, 81-87,
D26/92; 362/147, 432, 363, 367, 368

(56) **References Cited**

U.S. PATENT DOCUMENTS

D420,461 S * 2/2000 Meck et al. D26/87

OTHER PUBLICATIONS

Kichler Lighting catalog #198, (c)1998, p. 242, item Nos.
K-9774 BK & K-9774 WH.*

Designer's Fountain catalog one-eleven (c)2000, p. 147,
item 2861-AG.*

Taiwan Lighting, May 1999, p. 221, item 227 W/WT.*

Thomas Lighting, Louisville, KY, Cat: 2000-2001 p. 220
Modle: SL 9469-66.

Westar Lighting, Redmond, WA, Catalog # WLC 894 Modle
4000 AB p. 20 1994.

Kichler Lighting, Cleveland, OH, Catalog: #196 Modle #
K-9613 p. 185 1996.

Minka Lavery, Corona, Calif., Catalog Year 1999 Modle #
71172-66.

Forcast Lighting, Elgin, IL, Catalog 1999 Model:
F94008-81 & 19 p. 111.

Kenroy Fixtures/Hunter Ltg. Grp., Jacksonville, FL, Cat:
FCO 400 Modle # 16280 VG p. # 144 2000.

Quorum International, Fortworth, TX, Catalog # 9403
Modle: 780-6 p. # 148 1994.

Trans Globe Ltg., North Hollywood, CA, Cat Supplement
1000 A Model # 40455 p. #528 1996.

Troy Ltg., City of Industry, Calif., Cat # 1257-111 Modle #
B4995 PB p. #685 1986.

* cited by examiner

Primary Examiner—Alan P. Douglas

Assistant Examiner—Clare E. Heflin

(57) **CLAIM**

The ornamental design for an outdoor lantern, as shown and
described.

DESCRIPTION

FIG. 1 is a perspective view thereof;

FIG. 2 is a front elevational view thereof;

FIG. 3 is a right side view, the left side view being a mirror
image;


FIG. 4 is a back plan view thereof;

FIG. 5 is a top plan view thereof; and,

FIG. 6 is a bottom plan view thereof.

The broken lines shown in the drawing are environmental
only and form no part of the claimed design.

1 Claim, 6 Drawing Sheets






FIG. 1

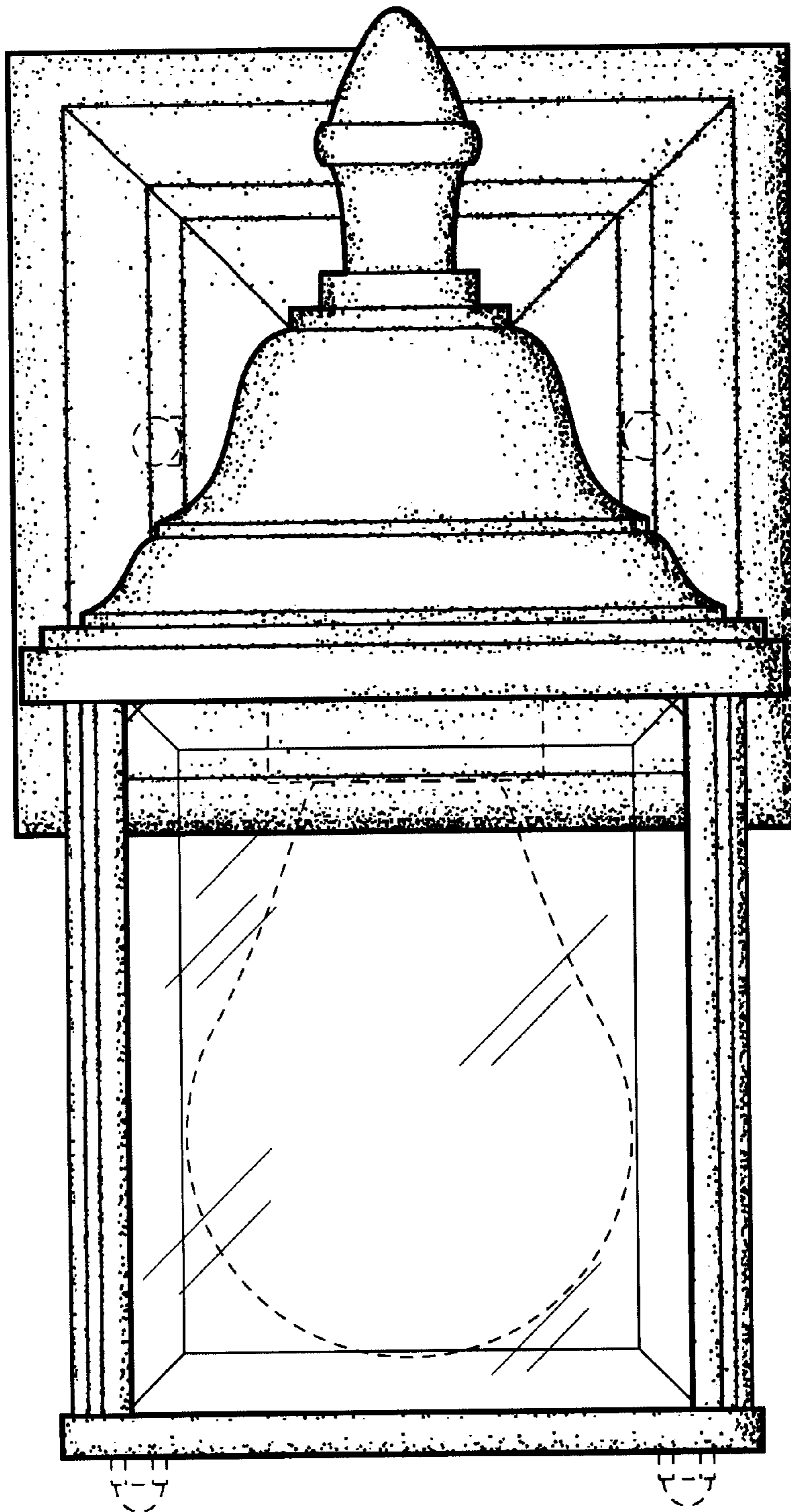


FIG. 2

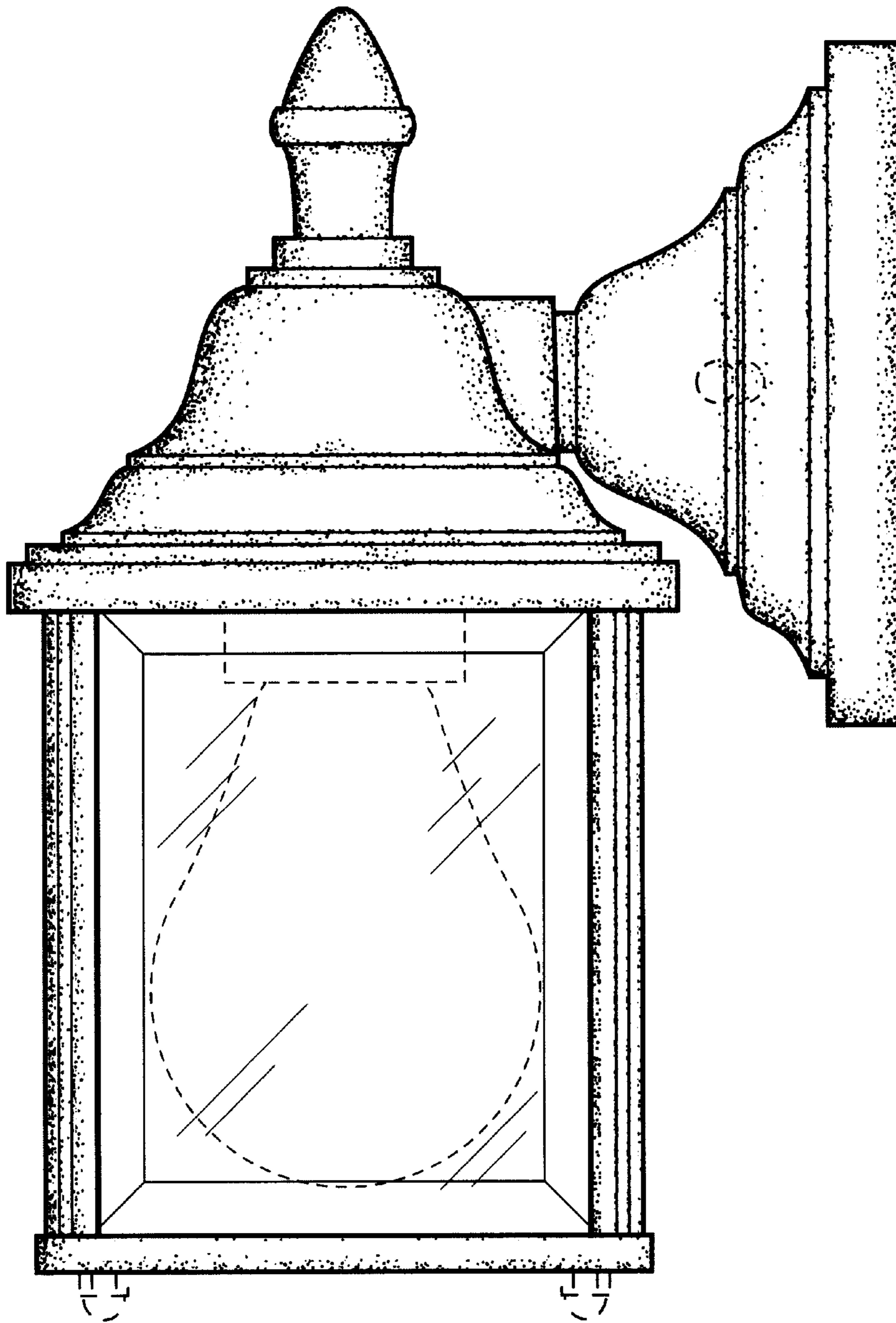


FIG. 3

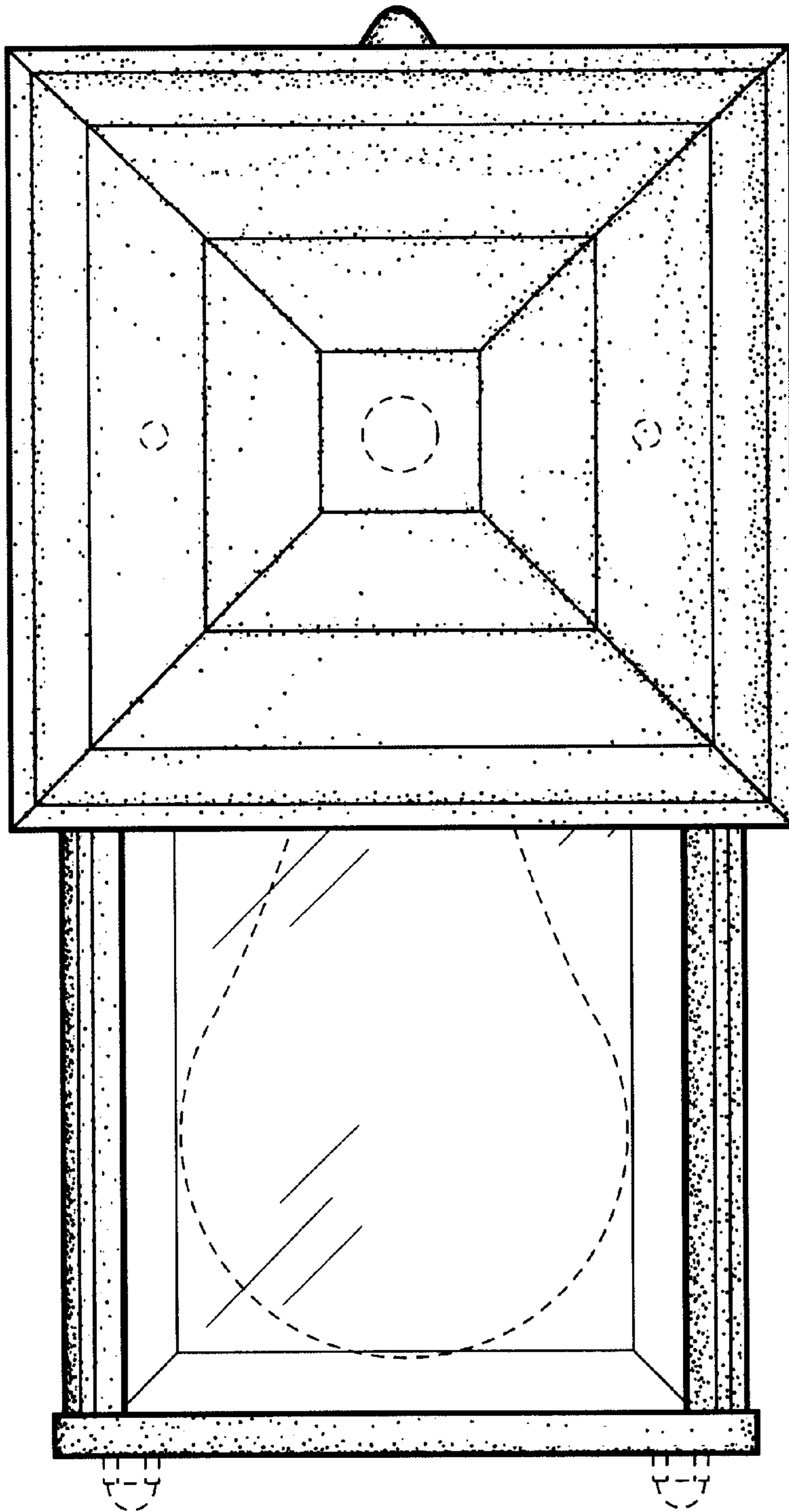


FIG. 4

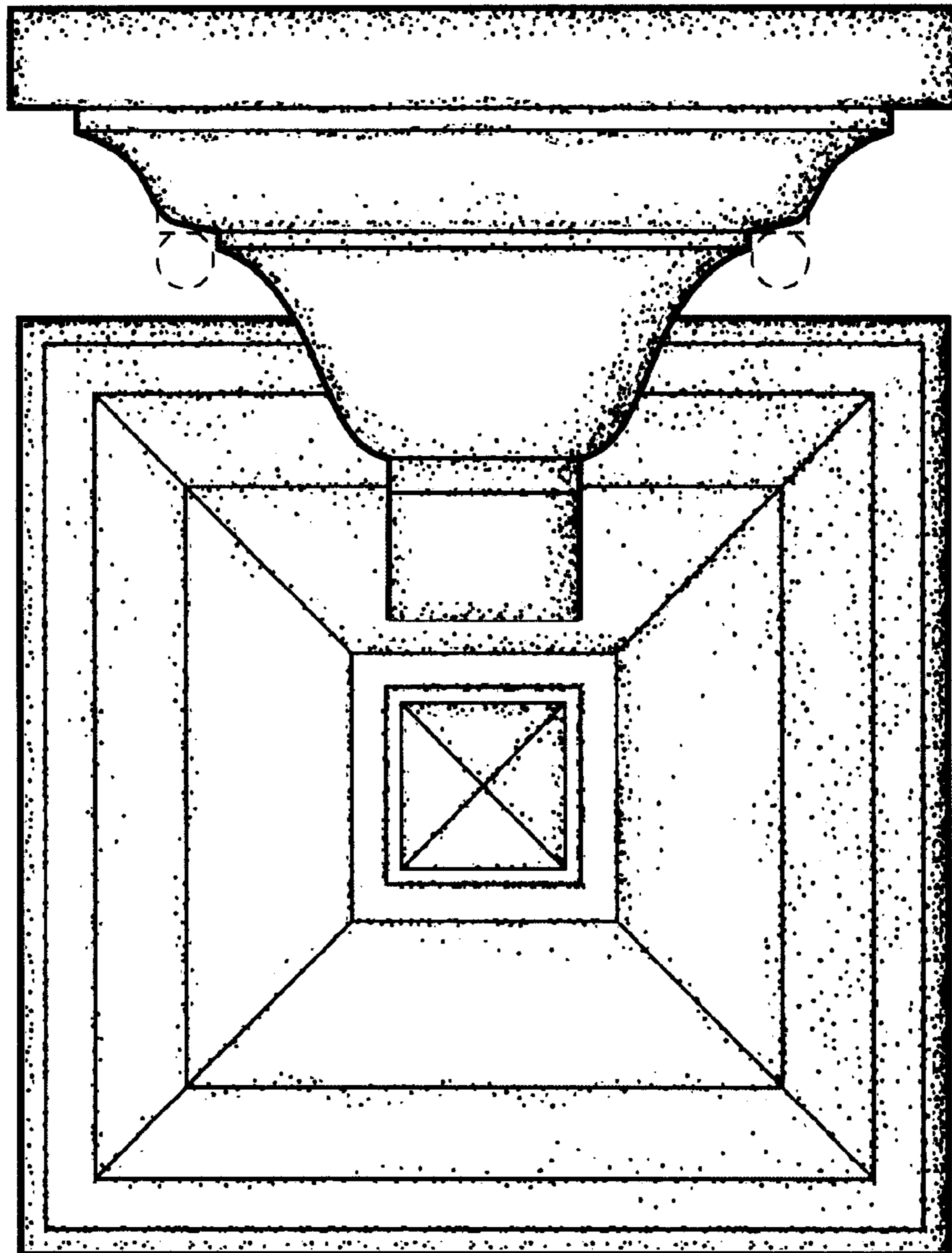


FIG. 5

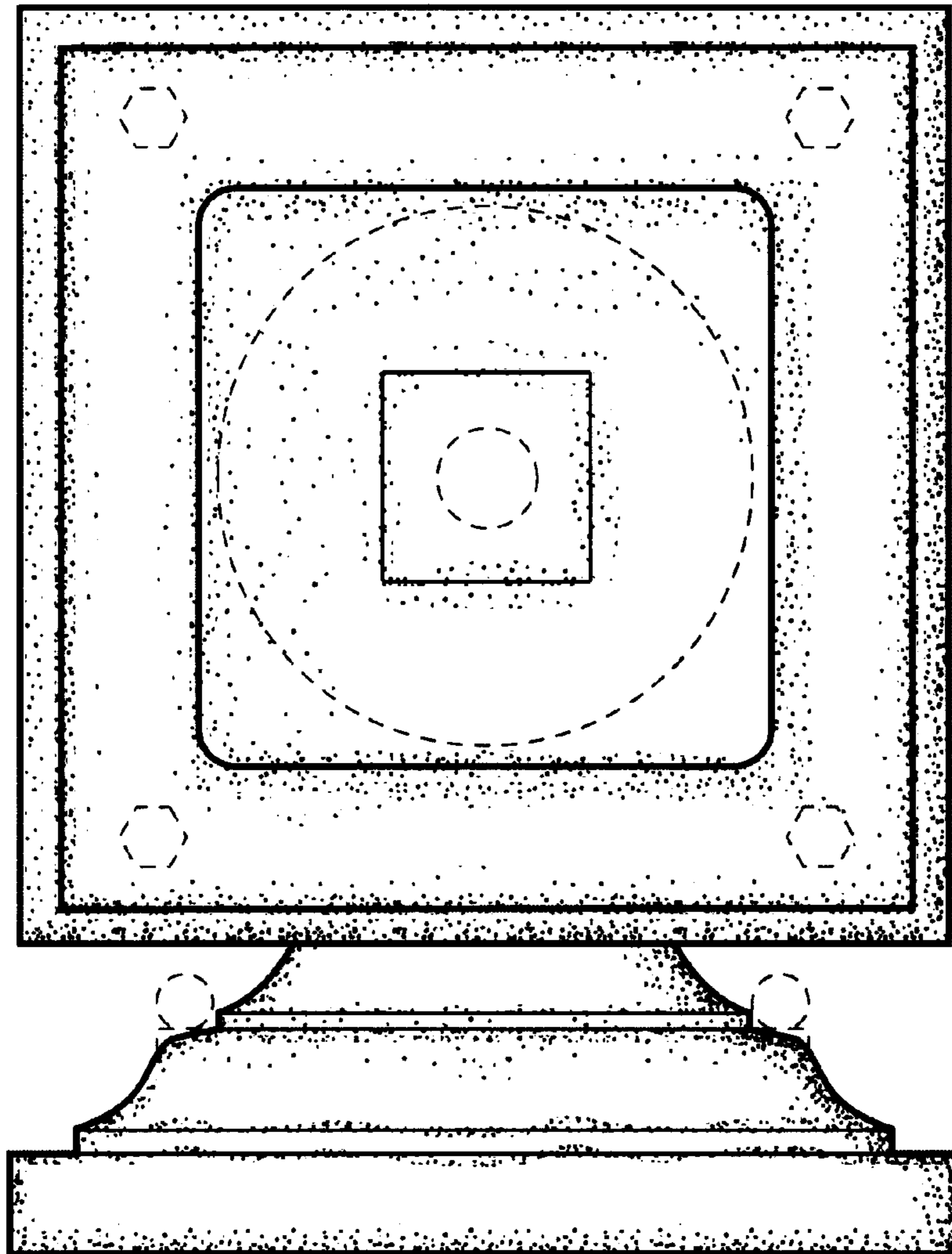


FIG. 6