



US00D467334S

(12) **United States Design Patent**
Homma

(10) **Patent No.:** **US D467,334 S**

(45) **Date of Patent:** **** Dec. 17, 2002**

(54) **ASPIRATING PUMP**

(75) Inventor: **Hiroaki Homma**, Kawasaki (JP)

(73) Assignee: **Komyo Rikagaku Kogyo K.K.**, Tokyo (JP)

(**) Term: **14 Years**

(21) Appl. No.: **29/146,796**

(22) Filed: **Aug. 17, 2001**

(51) **LOC (7) Cl.** **24-01**

(52) **U.S. Cl.** **D24/108; D24/111; D24/114**

(58) **Field of Search** **D24/111, 108, D24/114; 604/19, 36, 35, 38, 187, 208, 207, 209, 210; 600/578, 573**

(56) **References Cited**

U.S. PATENT DOCUMENTS

4,784,637	A	*	11/1988	Ryder et al.	604/38
4,958,622	A	*	9/1990	Selenke	600/578
5,338,294	A	*	8/1994	Blake, III	604/38
5,485,853	A	*	1/1996	Stubbs	600/578
D398,548	S		9/1998	Nakazato et al.	D10/81

* cited by examiner

Primary Examiner—Ian Simmons

(74) *Attorney, Agent, or Firm*—Jim Zegeer

(57) **CLAIM**

The ornamental design for aspirating pump, as shown and described.

DESCRIPTION

FIG. 1 is a front view of an aspirating pump incorporating the design,

FIG. 2 is a right side view thereof,

FIG. 3 is a left side view thereof,

FIG. 4 is a plan view thereof,

FIG. 5 is a bottom plan view thereof,

FIG. 6 is back plan view thereof,

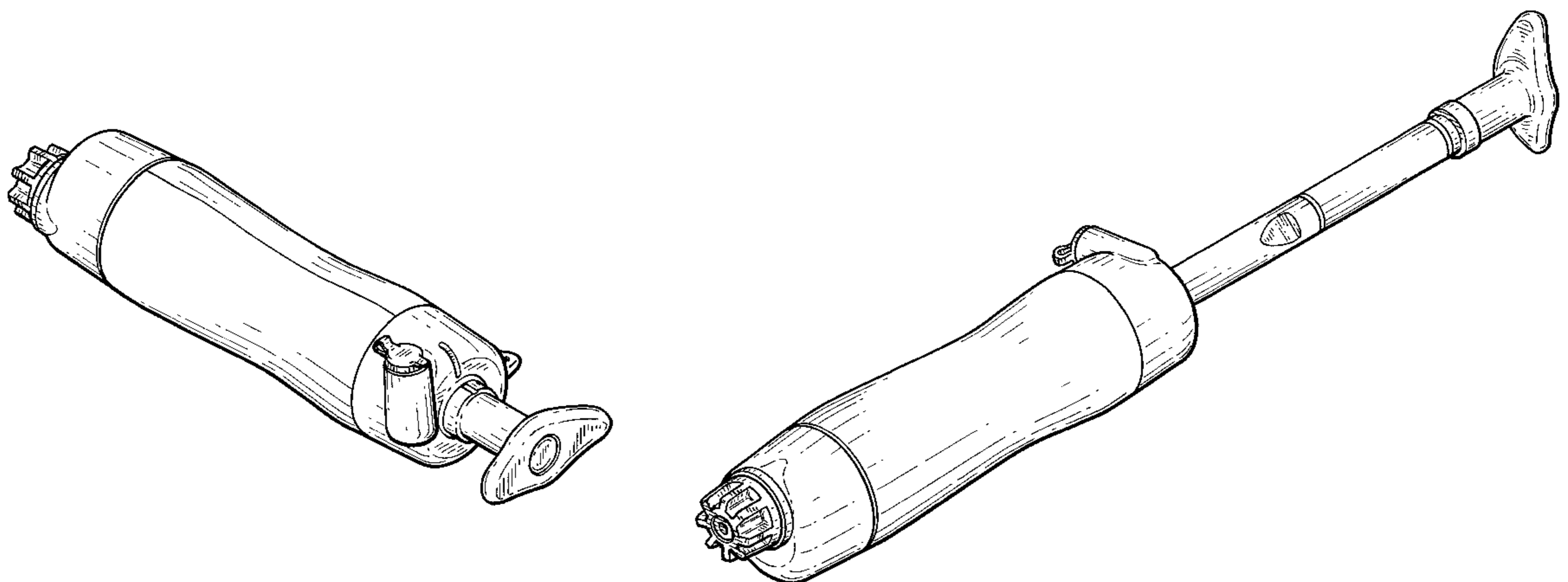
FIG. 7 is a front perspective view thereof,

FIG. 8 is a back perspective view thereof,

FIG. 9 is a side elevational view showing the aspirating plunger extended, and,

FIG. 10 is a perspective view of the aspirating pump incorporating the invention with the plunger extended.

1 Claim, 4 Drawing Sheets






FIG. 1

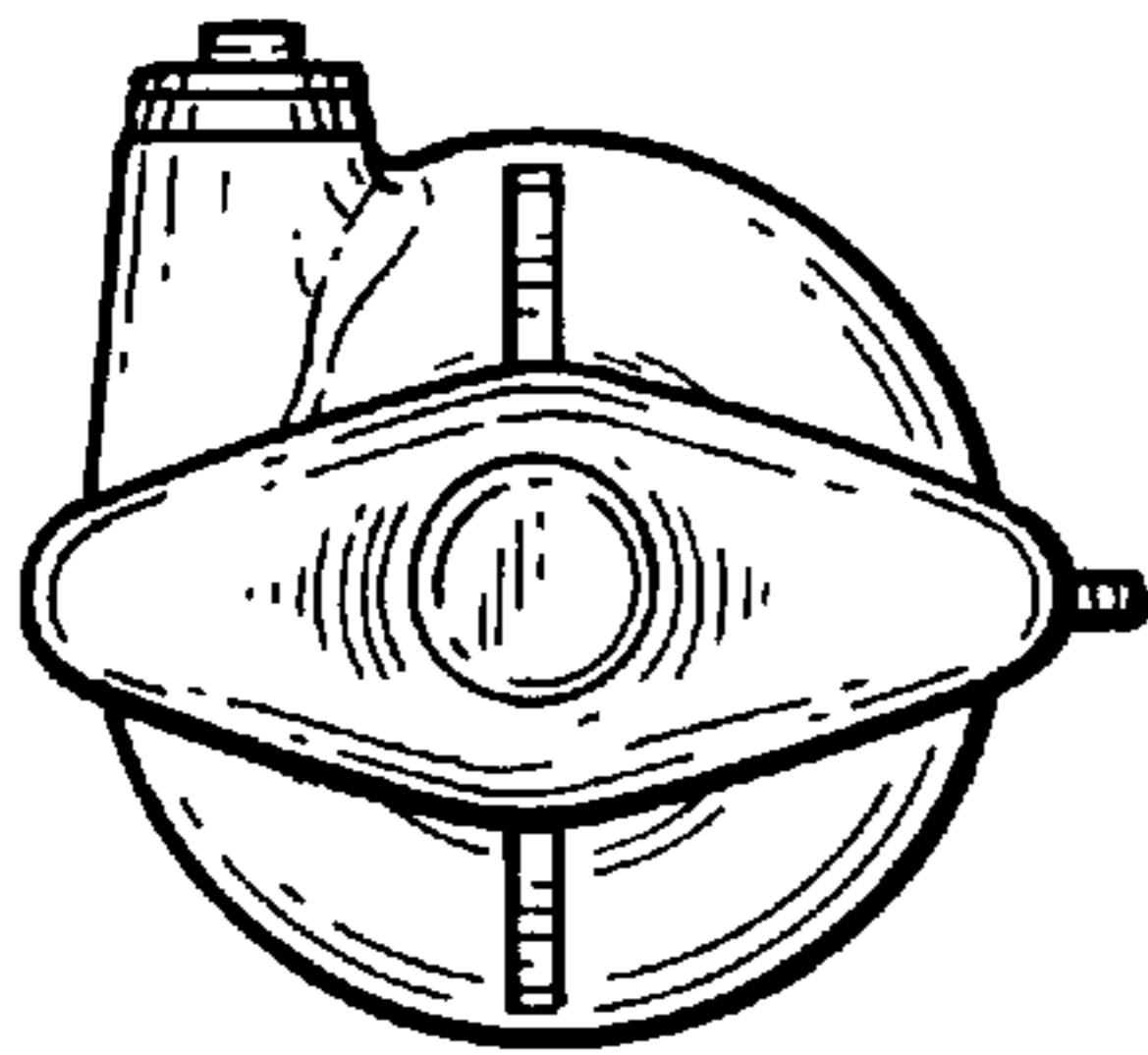


FIG. 2

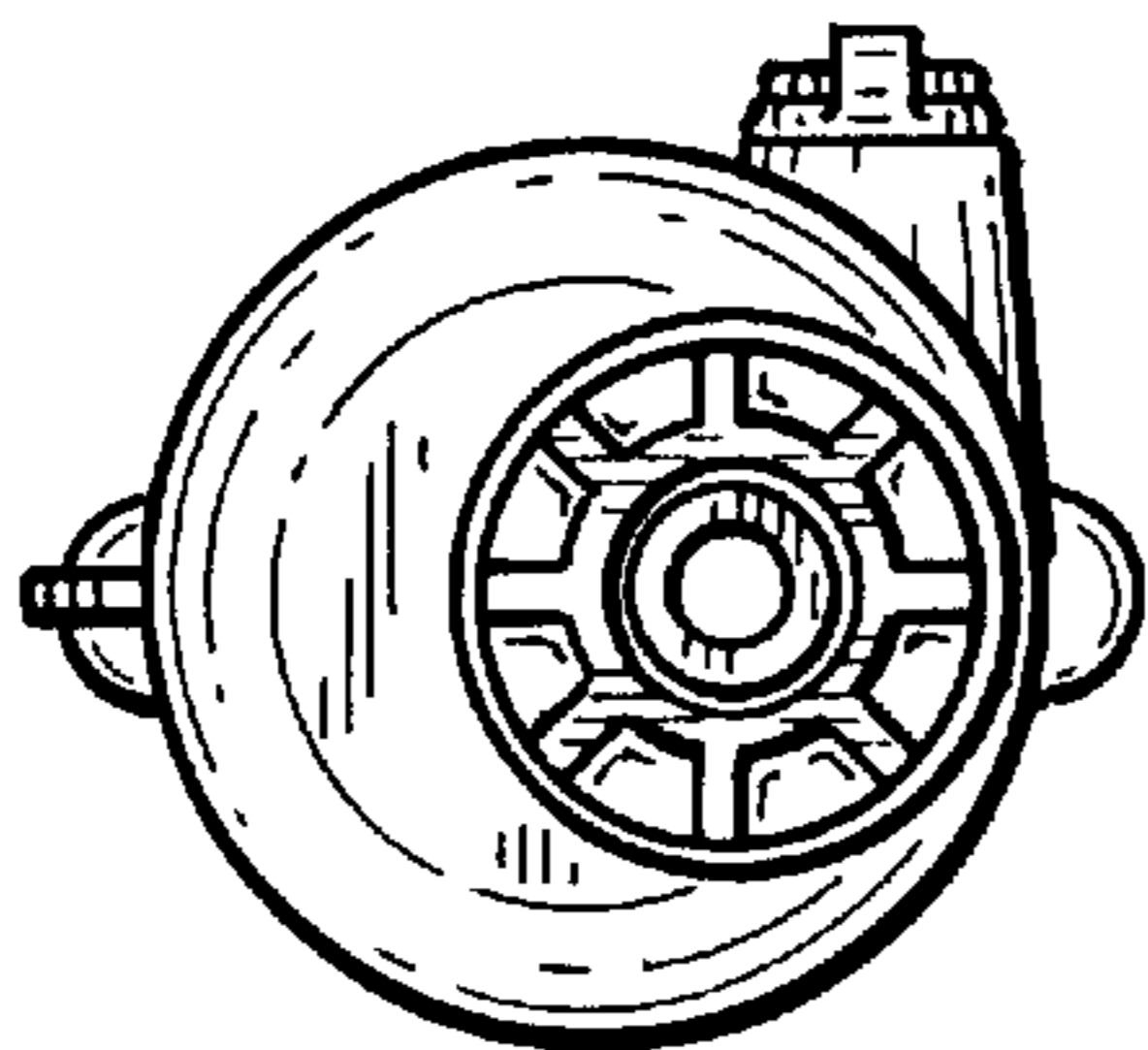


FIG. 3

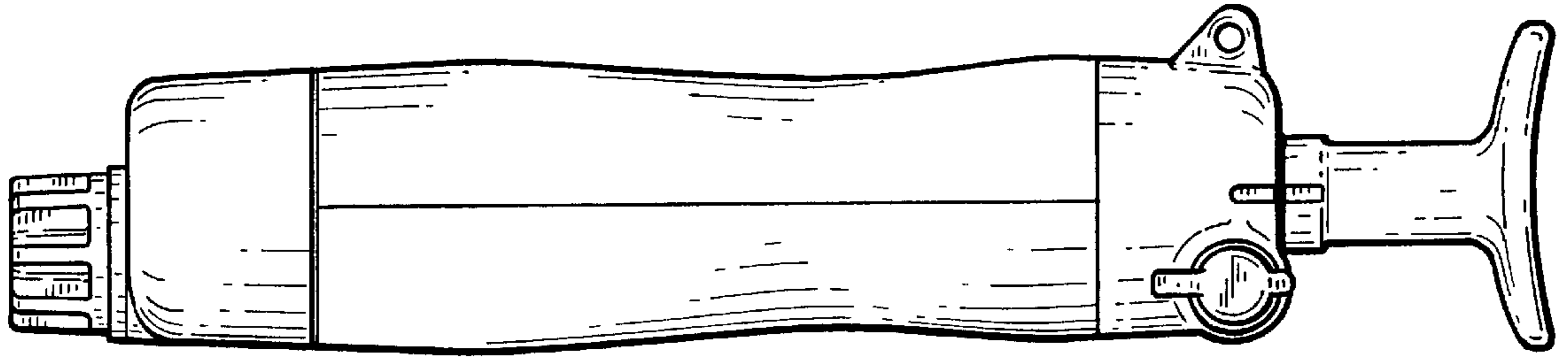


FIG. 4

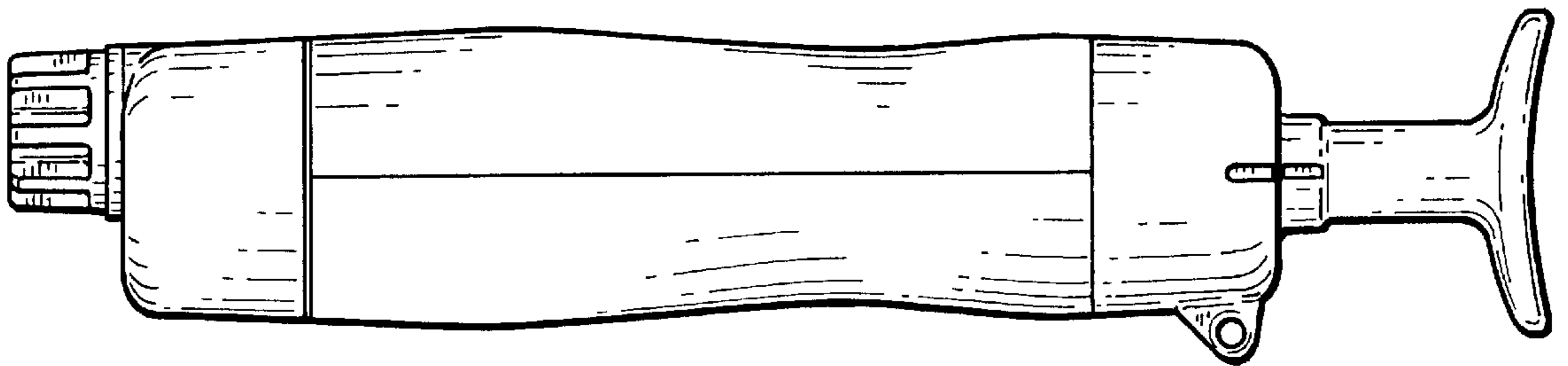


FIG. 5




FIG. 6

