



US00D467331S

(12) **United States Design Patent**
McKay

(10) **Patent No.:** **US D467,331 S**

(45) **Date of Patent:** **** Dec. 17, 2002**

(54) **HEAT RESISTANT FIREPLACE AND CAMPING TONGS**

(76) **Inventor:** **Gary Burton McKay**, P.O. Box 261,
Champion, MI (US) 49814

(**) **Term:** **14 Years**

(21) **Appl. No.:** **29/160,053**

(22) **Filed:** **May 2, 2002**

(51) **LOC (7) Cl.** **07-08**

(52) **U.S. Cl.** **D23/403**

(58) **Field of Search** D23/403; D7/210;
294/11, 99, 2, 118; D24/143, 153

(56) **References Cited**

U.S. PATENT DOCUMENTS

D50,879 S	*	6/1917	Shetler	D24/143
1,630,013 A		5/1927	Hyatt		
1,857,841 A	*	5/1932	Engel	294/11
2,279,809 A		4/1942	Apfel		
3,124,383 A	*	3/1964	Cahan	294/11
3,254,649 A	*	6/1966	Wood	D24/143 X
4,176,871 A		12/1979	Stover		

D258,487 S	3/1981	Brugger et al.
4,474,396 A	10/1984	Dennie
4,606,569 A	8/1986	Dunn et al.
5,121,956 A	6/1992	Horkey
5,354,110 A	10/1994	Licata

* cited by examiner

Primary Examiner—Louis S. Zarfaz

Assistant Examiner—Robert A. Delehanty

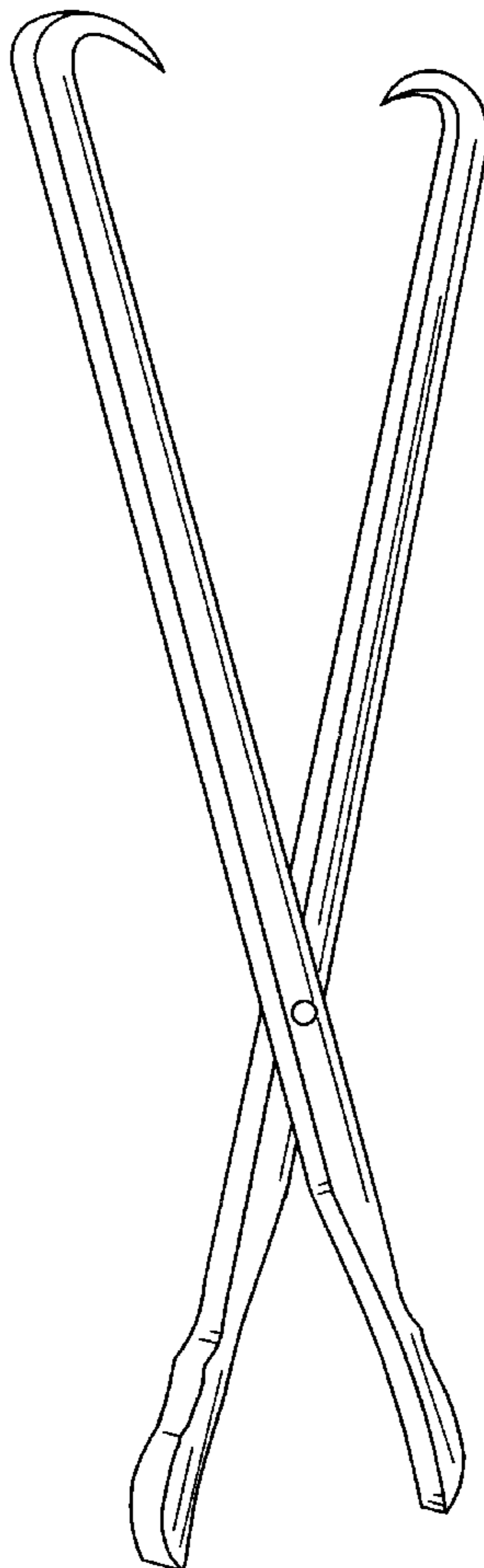
(57) **CLAIM**

The ornamental design for heat resistant fireplace and camping tongs, as shown and described.

DESCRIPTION

FIG. 1 is a perspective view of heat resistant fireplace and camping tongs showing my new design;
FIG. 2 is a top plan view thereof;
FIG. 3 is a bottom plan view thereof;
FIG. 4 is a left side elevational view thereof;
FIG. 5 is a right side elevational view thereof;
FIG. 6 is a front elevational view; and,
FIG. 7 is a rear elevational view thereof.

1 Claim, 5 Drawing Sheets



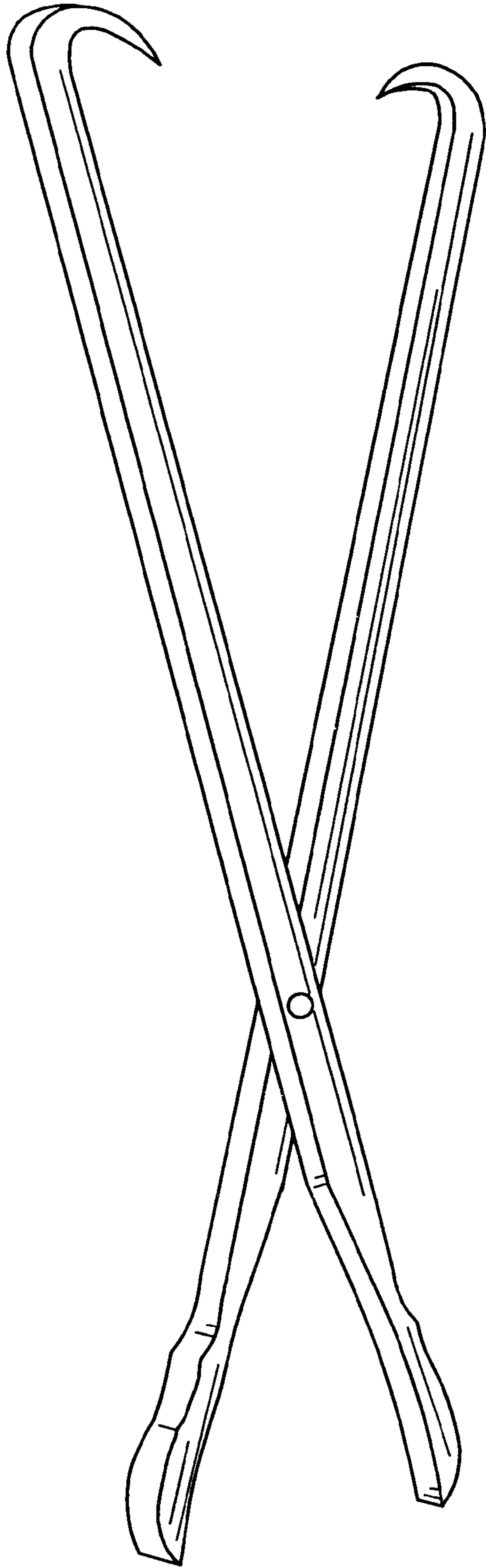


Fig. 1

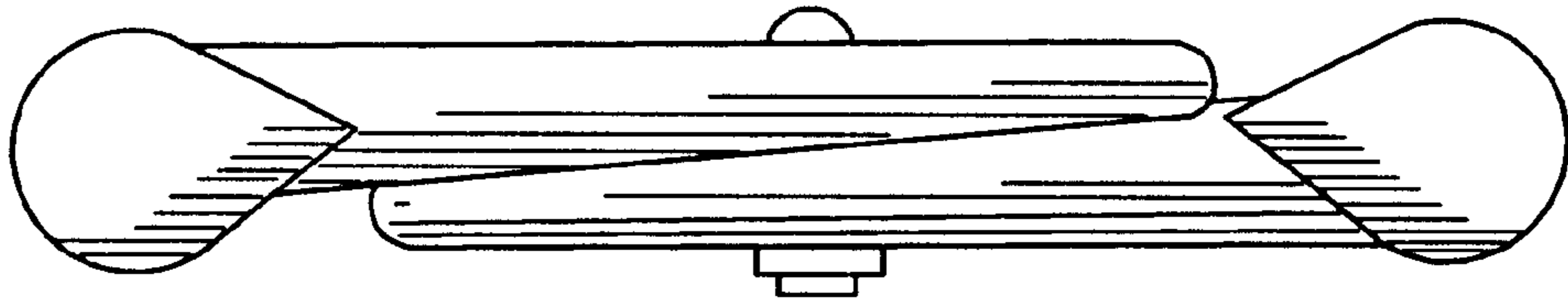


Fig. 2

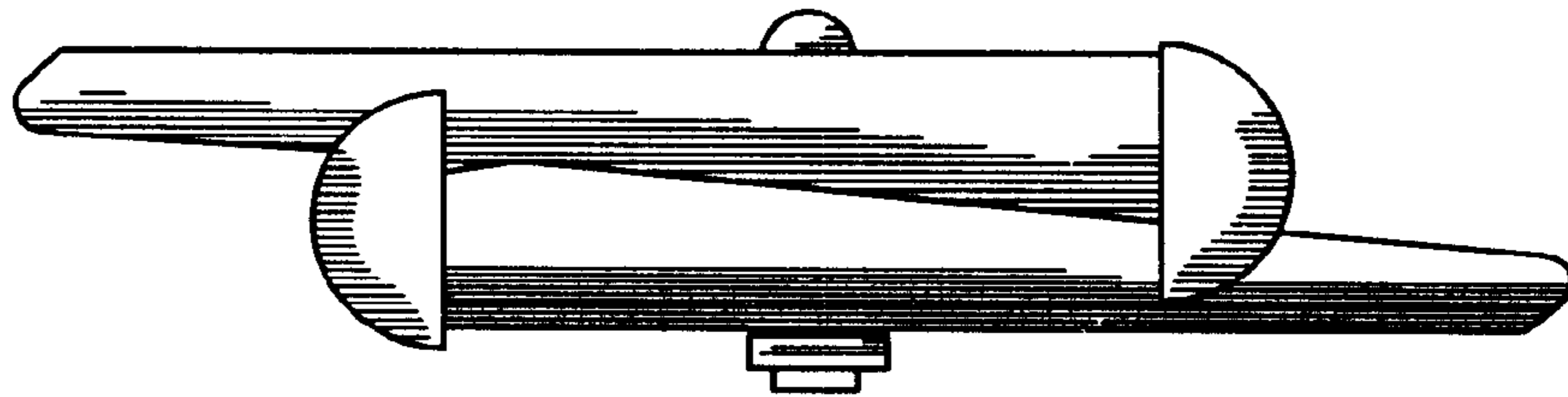


Fig. 3

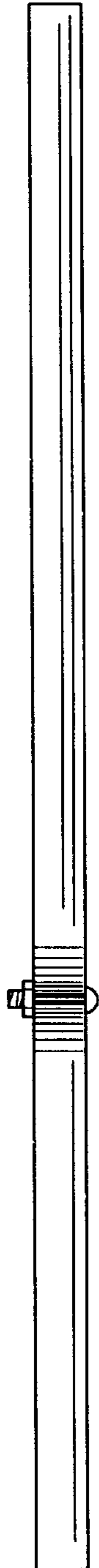


Fig. 4



Fig. 5

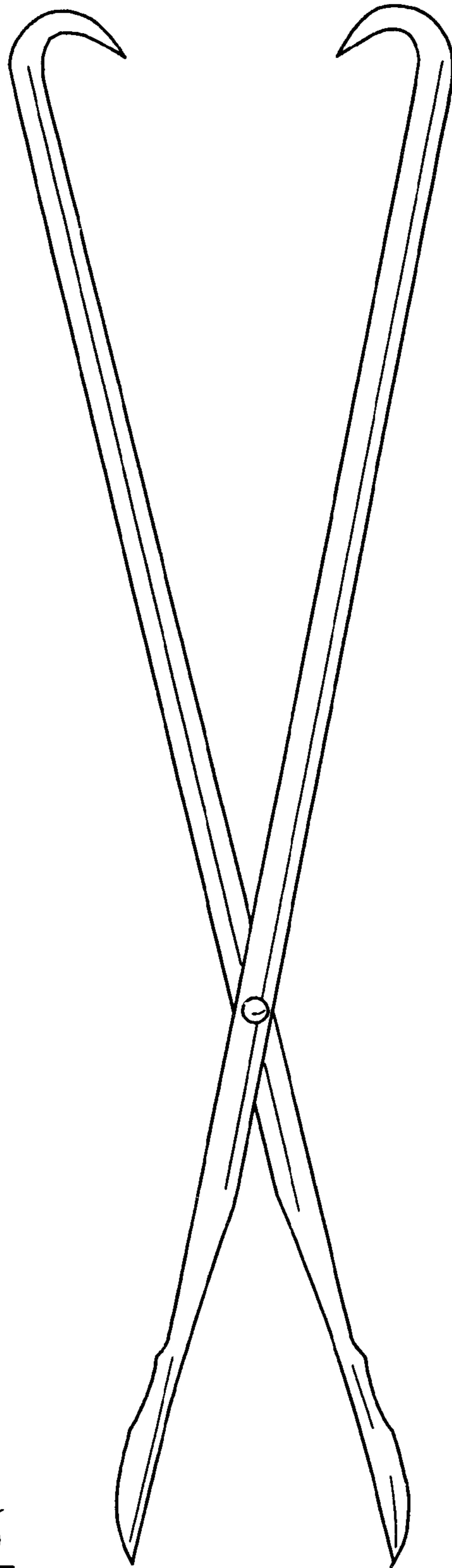


Fig. 6

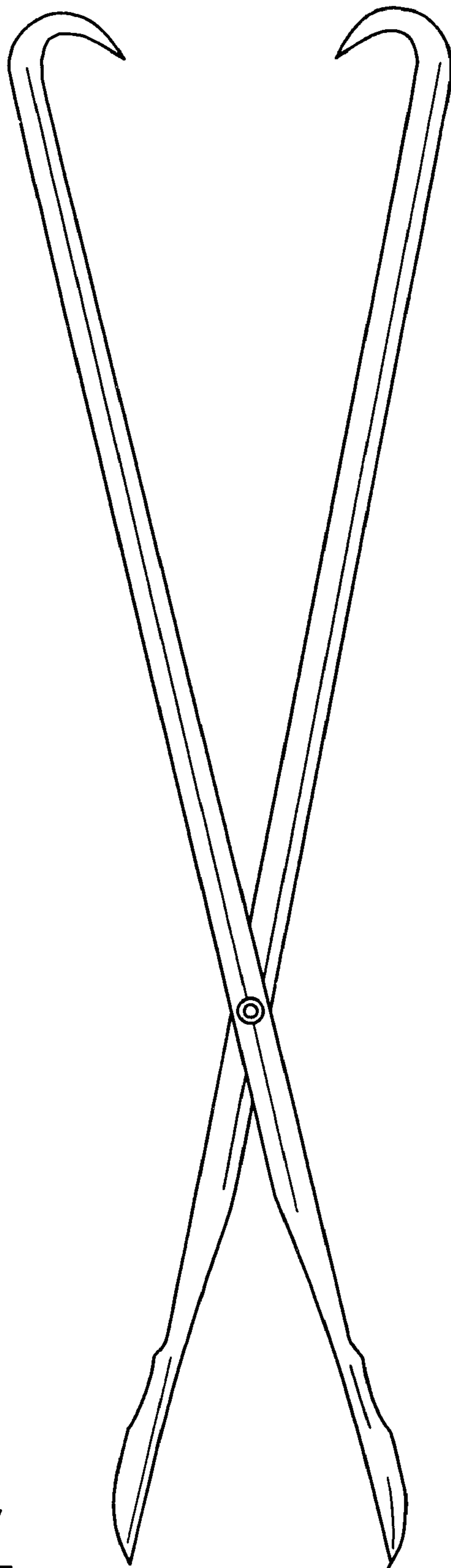


Fig. 7