



US00D467329S

(12) **United States Design Patent**  
**Sears et al.**

(10) **Patent No.:** **US D467,329 S**

(45) **Date of Patent:** **\*\* Dec. 17, 2002**

(54) **DOOR PANEL FOR A RESIDENTIAL FURNACE**

2,237,569 A \* 4/1941 Lofgren ..... D29/329  
2,354,078 A \* 7/1944 Vance ..... D29/329  
D427,302 S \* 6/2000 Mills et al. .... D23/387

(75) Inventors: **Merle Dana Sears**, Mooresville, IN (US); **Jeremiah M. Emerich**, Westfield, IN (US); **Timothy J. Perry**, Zionsville, IN (US); **William B. Sutherlin**, Indianapolis, IN (US)

\* cited by examiner

*Primary Examiner*—Louis S. Zarfaz  
*Assistant Examiner*—Robert A. Delehanty

(73) Assignee: **Carrier Corporation**, Syracuse, NY (US)

(57) **CLAIM**

The ornamental design for a door panel for a residential furnace, as shown.

(\*\*) Term: **14 Years**

**DESCRIPTION**

(21) Appl. No.: **29/154,094**

FIG. 1 is a perspective view of the a furnace door panel showing our new design;

(22) Filed: **Jan. 18, 2002**

FIG. 2 is a front additional view thereof;

(51) **LOC (7) Cl.** ..... **23-03**

(52) **U.S. Cl.** ..... **D23/386**

(58) **Field of Search** ..... D23/354, 386-395, D23/411-412, 499, 329; 72/67, 80, 82-84, 86; 52/95, 302.3, 473; 416/244 R, 247 R; D25/35, 142, 152-156; 392/342, 365-369; 454/237, 250, 275-283, 309-320

FIG. 3 is a left side elevational view thereof;

FIG. 4 is a right side elevational view thereof;

FIG. 5 is a top plan view thereof; and,

FIG. 6 is a bottom plan view thereof.

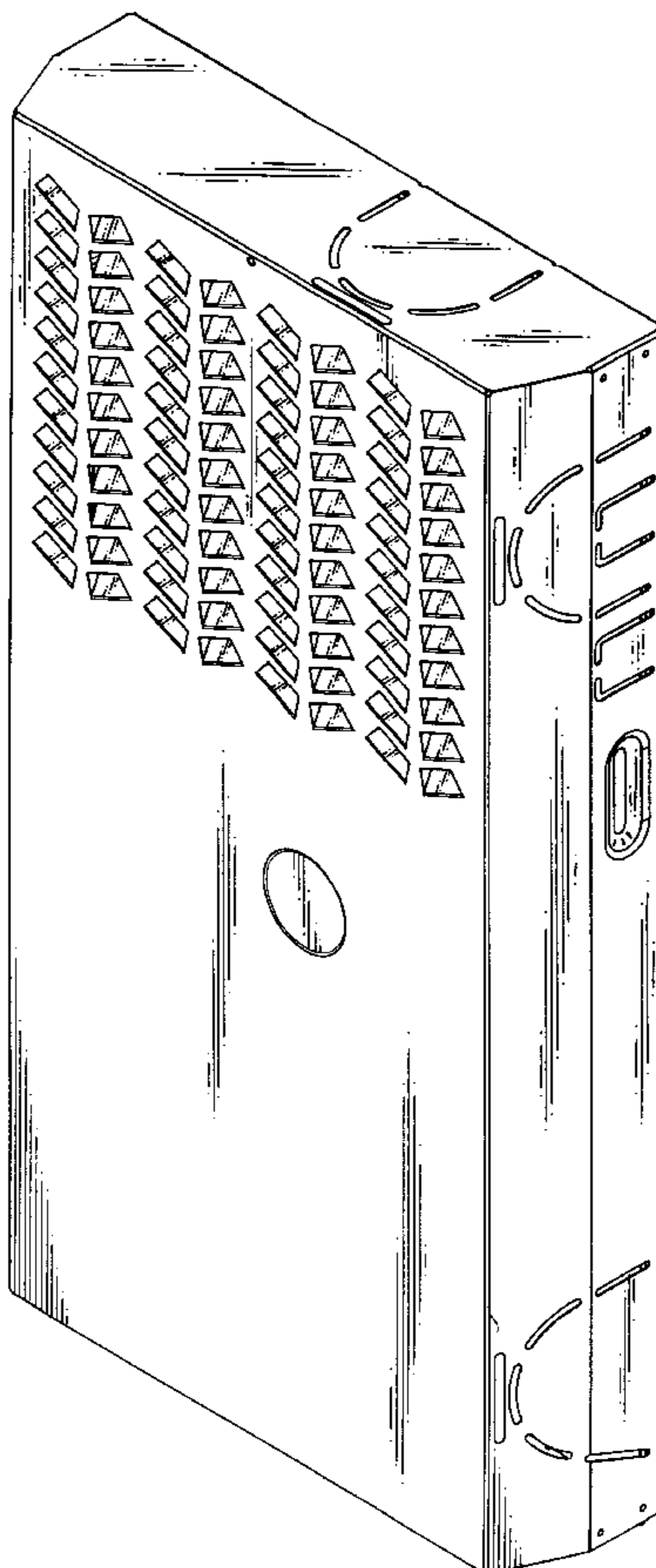
It will be understood that the bottom is plain and unornamented.

(56) **References Cited**

**U.S. PATENT DOCUMENTS**

1,620,767 A \* 3/1927 Johnson ..... 392/367

**1 Claim, 4 Drawing Sheets**



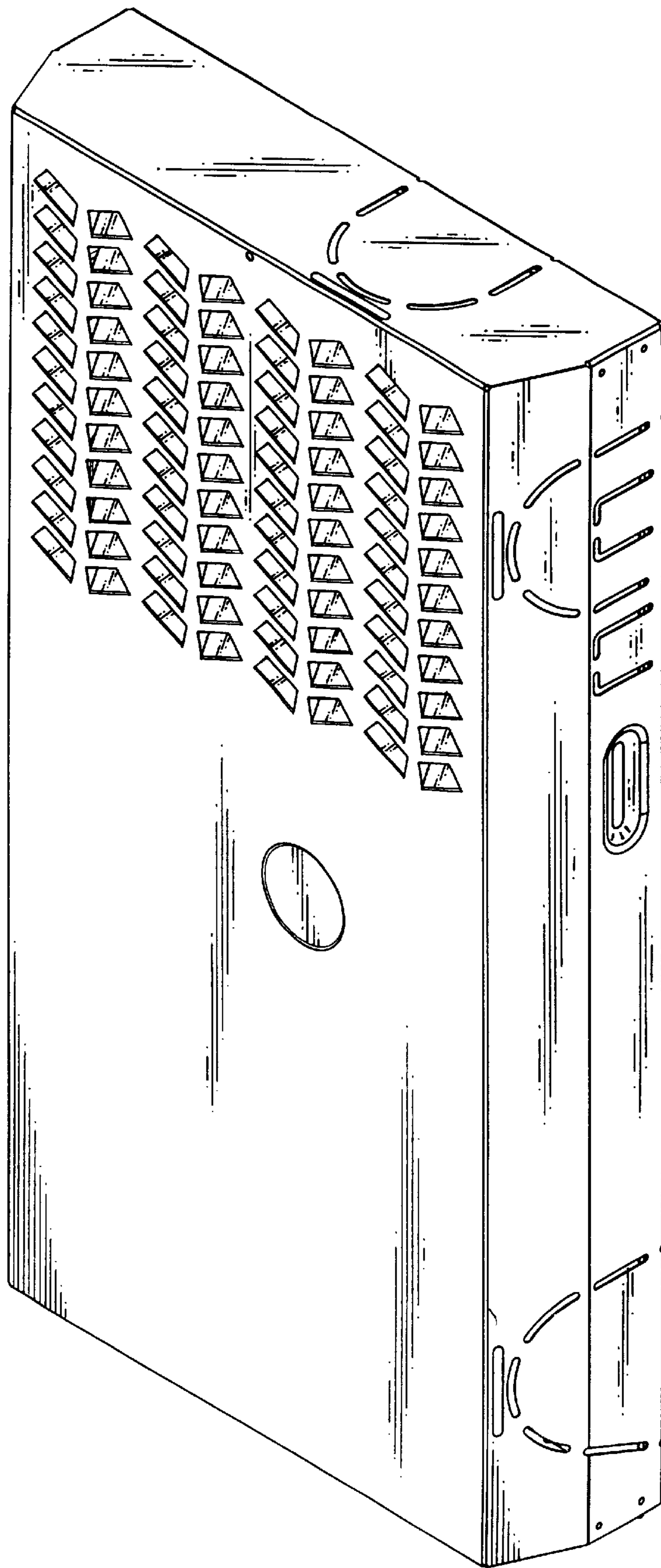


FIG. 1

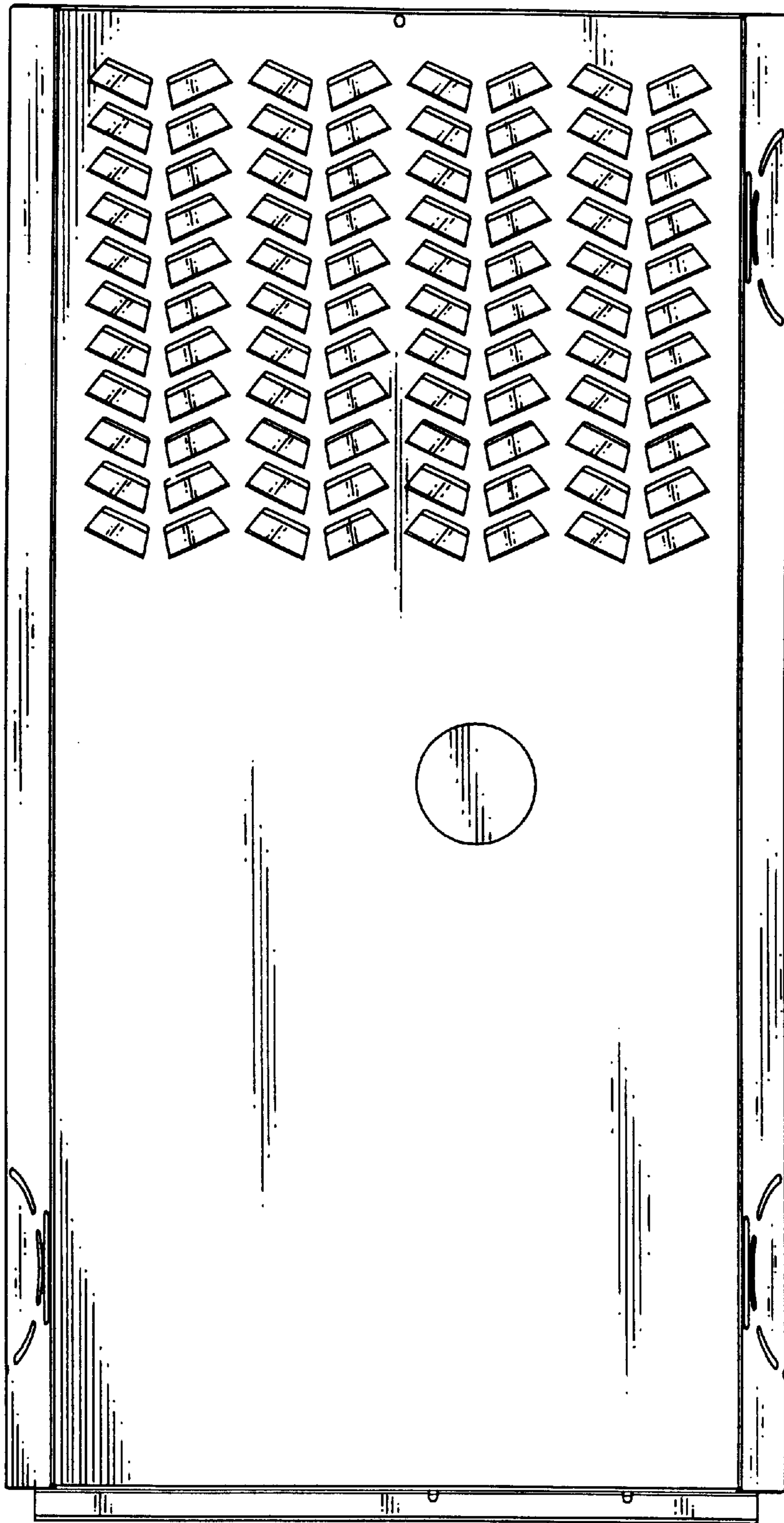


FIG.2

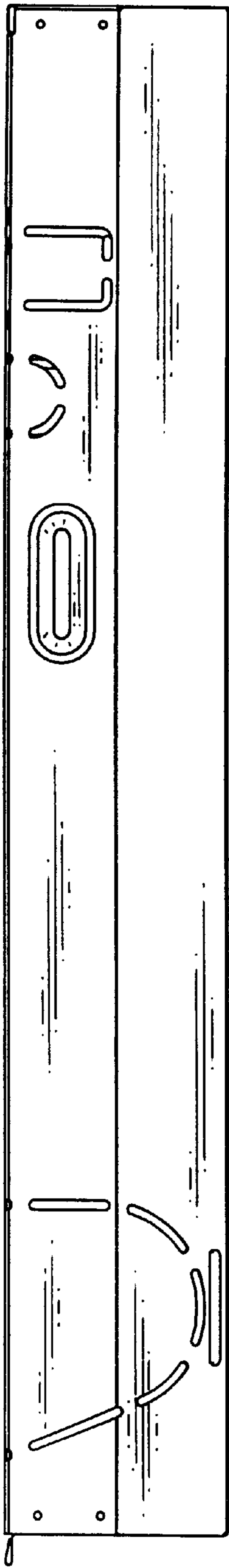


FIG. 3




FIG. 4

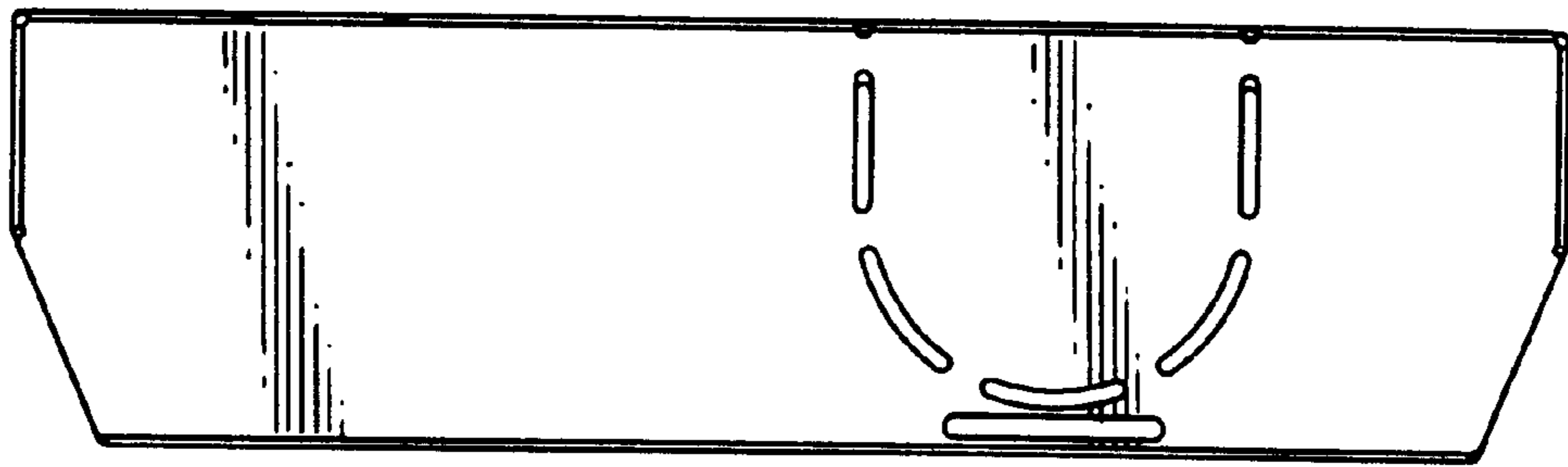


FIG. 5

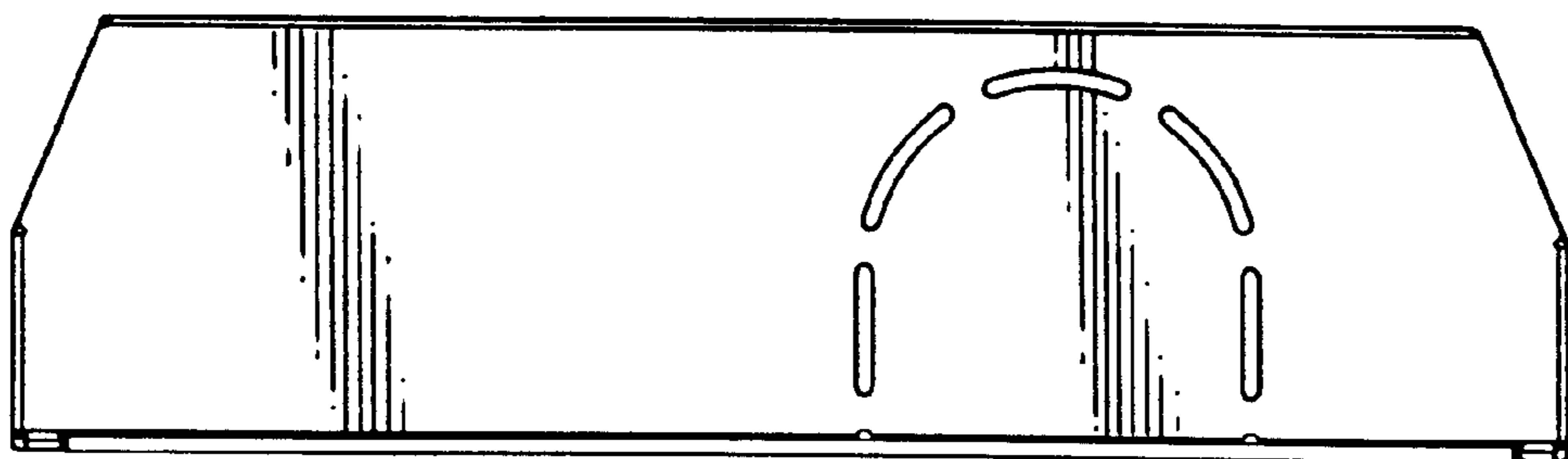


FIG. 6