



US00D467322S

(12) **United States Design Patent**
Witzig

(10) **Patent No.:** **US D467,322 S**

(45) **Date of Patent:** **** Dec. 17, 2002**

(54) **COVER FOR A FLUSHING TANK**

D237,886 S 12/1975 Korol

(75) Inventor: **Uli Witzig**, Wolfhausen (CH)

D299,166 S 12/1988 Reid

(73) Assignee: **Geberit Technik AG**, Jona (CH)

D348,311 S 6/1994 Witzig

(**) Term: **14 Years**

D393,900 S 4/1998 Witzig

D413,969 S 9/1999 Lin

(21) Appl. No.: **29/158,341**

Primary Examiner—Doris Clark

Assistant Examiner—Robert A. Delehanty

(22) Filed: **Apr. 4, 2002**

(74) *Attorney, Agent, or Firm*—Browdy and Neimark

Related U.S. Application Data

(62) Division of application No. 29/141,759, filed on May 14, 2001.

(57) **CLAIM**

The ornamental design for a cover for a flushing tank, as shown and described.

(30) **Foreign Application Priority Data**

DESCRIPTION

Nov. 14, 2000 (XH) DMA/005 076

FIG. 1 is a perspective view of a cover for a flushing tank in accordance with of the present design;

(51) **LOC (7) Cl.** **23-02**

FIG. 2 is a front view thereof;

(52) **U.S. Cl.** **D23/313**

FIG. 3 is a top elevational view thereof;

(58) **Field of Search** D23/270-272,
D23/295, 298, 301, 303, 309, 313; 4/300,
328-329, 353, 364, 476-477, 242.1

FIG. 4 is a bottom elevational view thereof;

FIG. 5 is a right elevational view thereof; and,

FIG. 6 is a left elevational view thereof.

(56) **References Cited**

U.S. PATENT DOCUMENTS

D108,018 S 1/1938 Norris

1 Claim, 1 Drawing Sheet




FIGURE 1

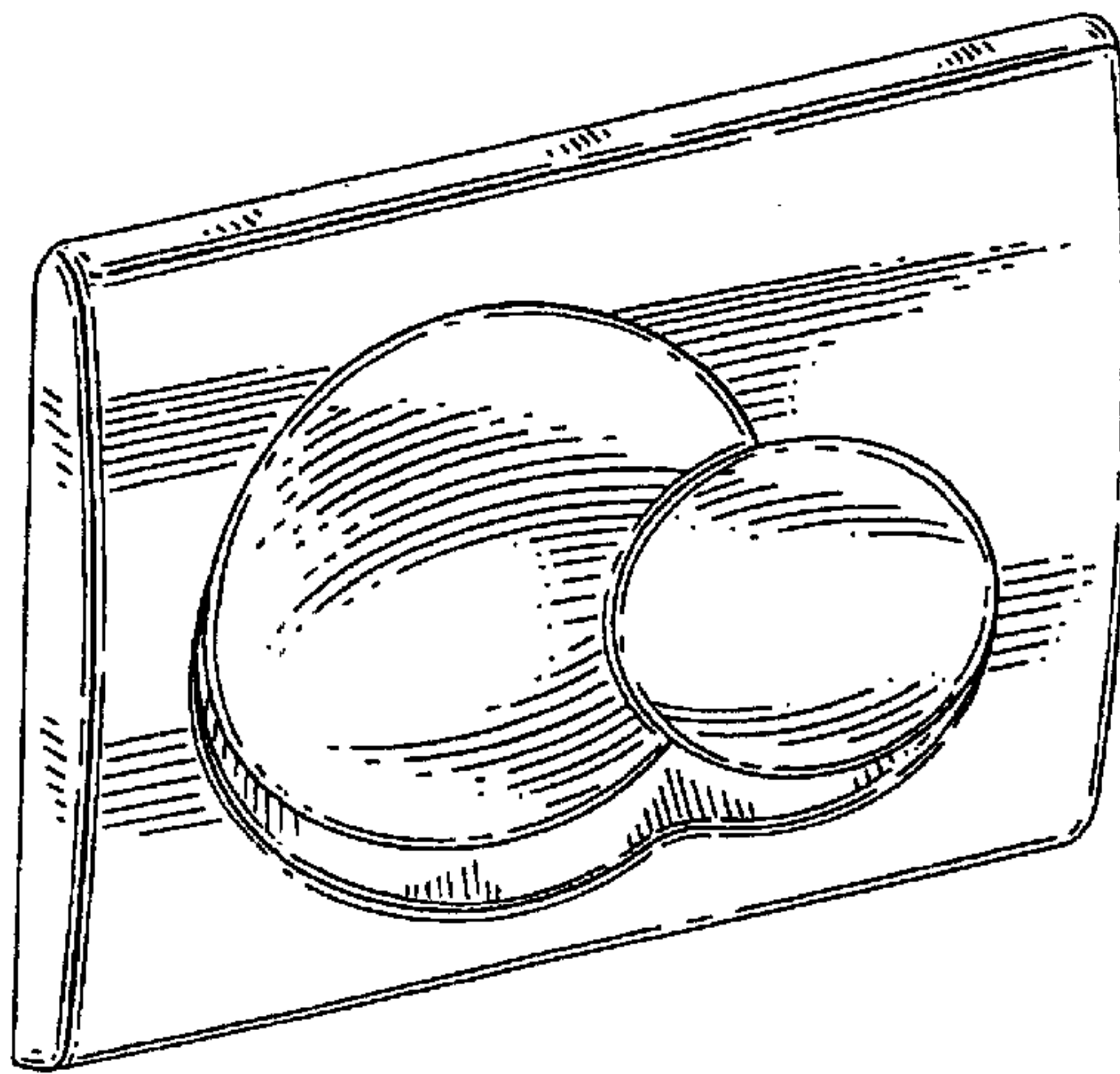


FIGURE 2

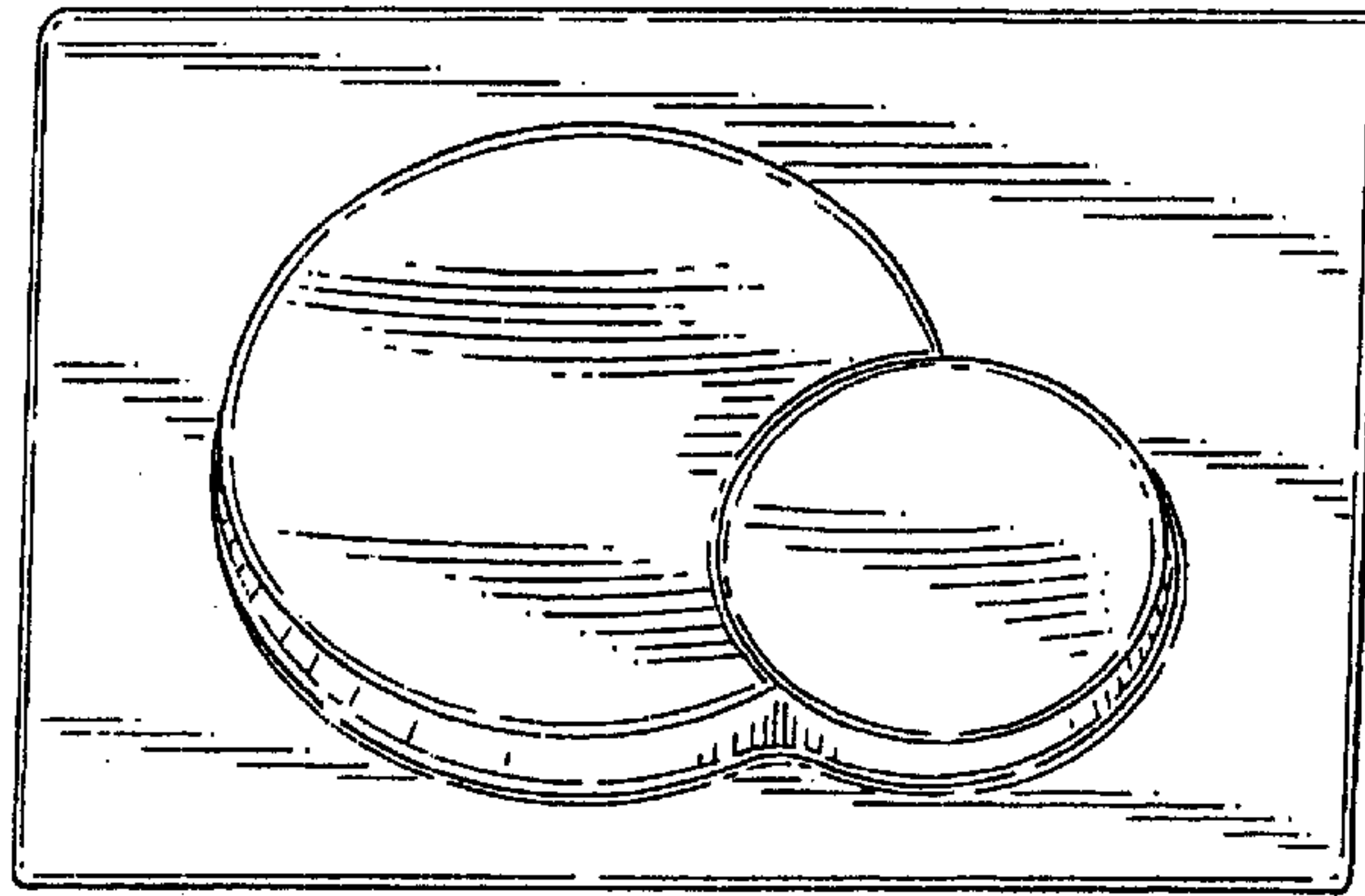


FIGURE 3




FIGURE 4




FIGURE 5



FIGURE 6

