



US00D467313S

(12) **United States Design Patent**
Hundley

(10) **Patent No.:** **US D467,313 S**

(45) **Date of Patent:** **** Dec. 17, 2002**

(54) **HANDLE**

(75) Inventor: **Jill E. Hundley**, Sheboygan, WI (US)

(73) Assignee: **Kohler Co.**, Kohler, WI (US)

(**) Term: **14 Years**

(21) Appl. No.: **29/149,238**

(22) Filed: **Oct. 5, 2001**

Related U.S. Application Data

(62) Division of application No. 29/135,563, filed on Jan. 12, 2001, now Pat. No. Des. 455,198.

(51) **LOC (7) Cl.** **23-01**

(52) **U.S. Cl.** **D23/252**

(58) **Field of Search** D23/238-243,
D23/250-257; D8/300-308; 16/110 R,
118, 121, 125; 4/675, 678; 137/801

(56) **References Cited**

U.S. PATENT DOCUMENTS

D297,257 S	*	8/1988	Kohler, Jr. et al.	D23/252
D411,873 S	*	7/1999	Pitsch	D23/252
D413,654 S	*	9/1999	Paredes et al.	D23/250
D427,665 S	*	7/2000	Fabian et al.	D23/252

OTHER PUBLICATIONS

1997 Kohler catalog ads, pp. 3.5 and 3.6, showing "Coralais" lever handles.

1997 Kohler catalog ad, p. 4.9, showing "Coralais" lever handles.

Undated Harden catalog ad, p. 20, showing a "Model 40-C2-2" lever handle.

1997 Kohler catalog ad, p. 3.3, showing a "Provence" lever handle.

* cited by examiner

Primary Examiner—Louis S. Zarfes

Assistant Examiner—Gregory Andoll

(74) *Attorney, Agent, or Firm*—Quarles & Brady LLP

(57) **CLAIM**

The ornamental design for a handle, as shown and described.

DESCRIPTION

In a preferred embodiment, the nature of this product is as a plumbing handle primarily useful for controlling a valve stem.

FIG. 1 is a top, left, rear perspective view of a handle embodying my new design;

FIG. 2 is a left side elevational view thereof, the right side elevational view being a mirror image of the left side shown;

FIG. 3 is a front elevational view thereof;

FIG. 4 is a rear elevational view thereof;

FIG. 5 is a top plan view thereof; and,

FIG. 6 is a bottom plan view thereof.

The broken line representations of holes in FIGS. 1 and 4-6, and of mounting structure in FIGS. 4 and 6, are for the purpose of illustration only, and form no part of the claimed design.

1 Claim, 2 Drawing Sheets



FIG. 1

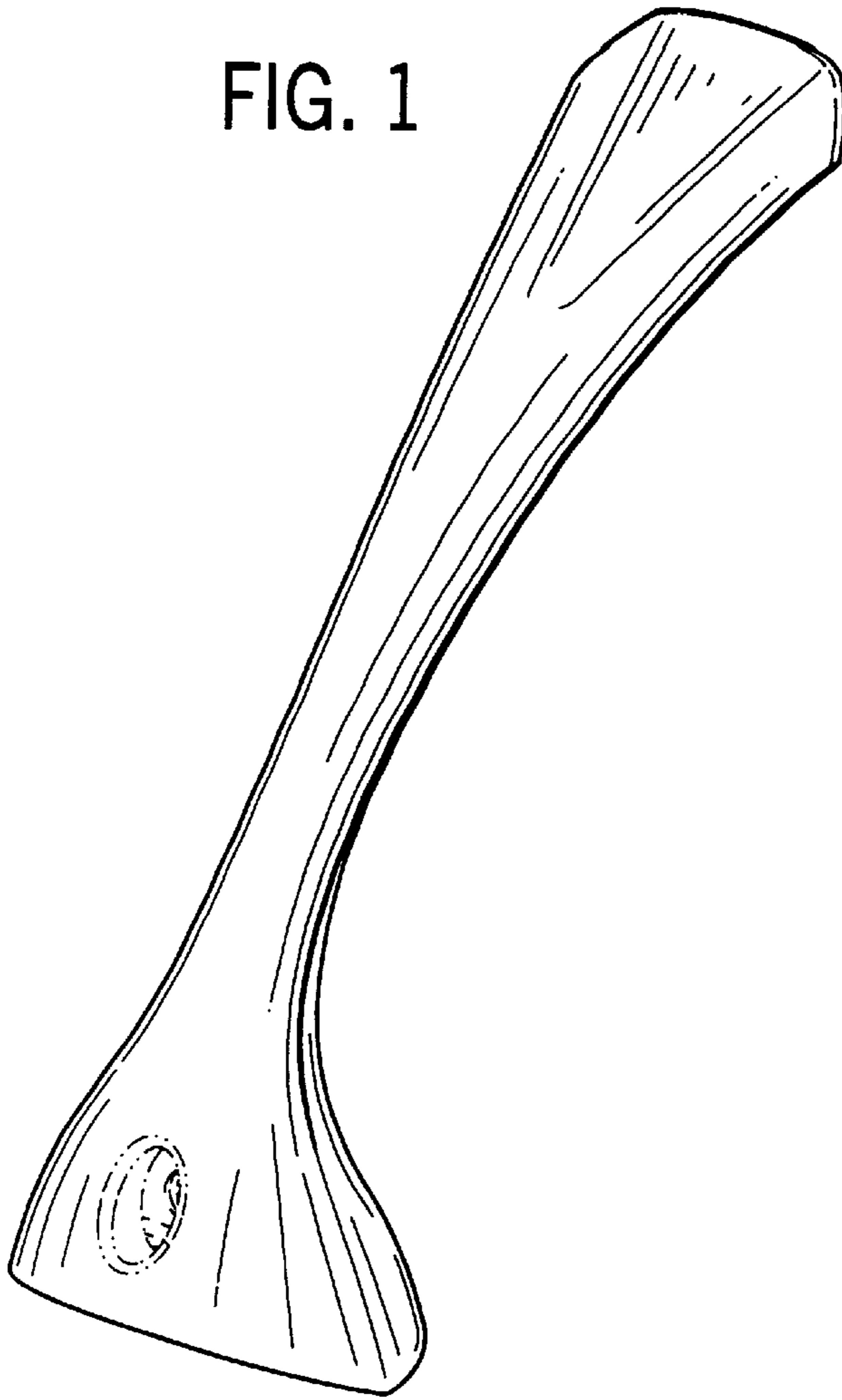
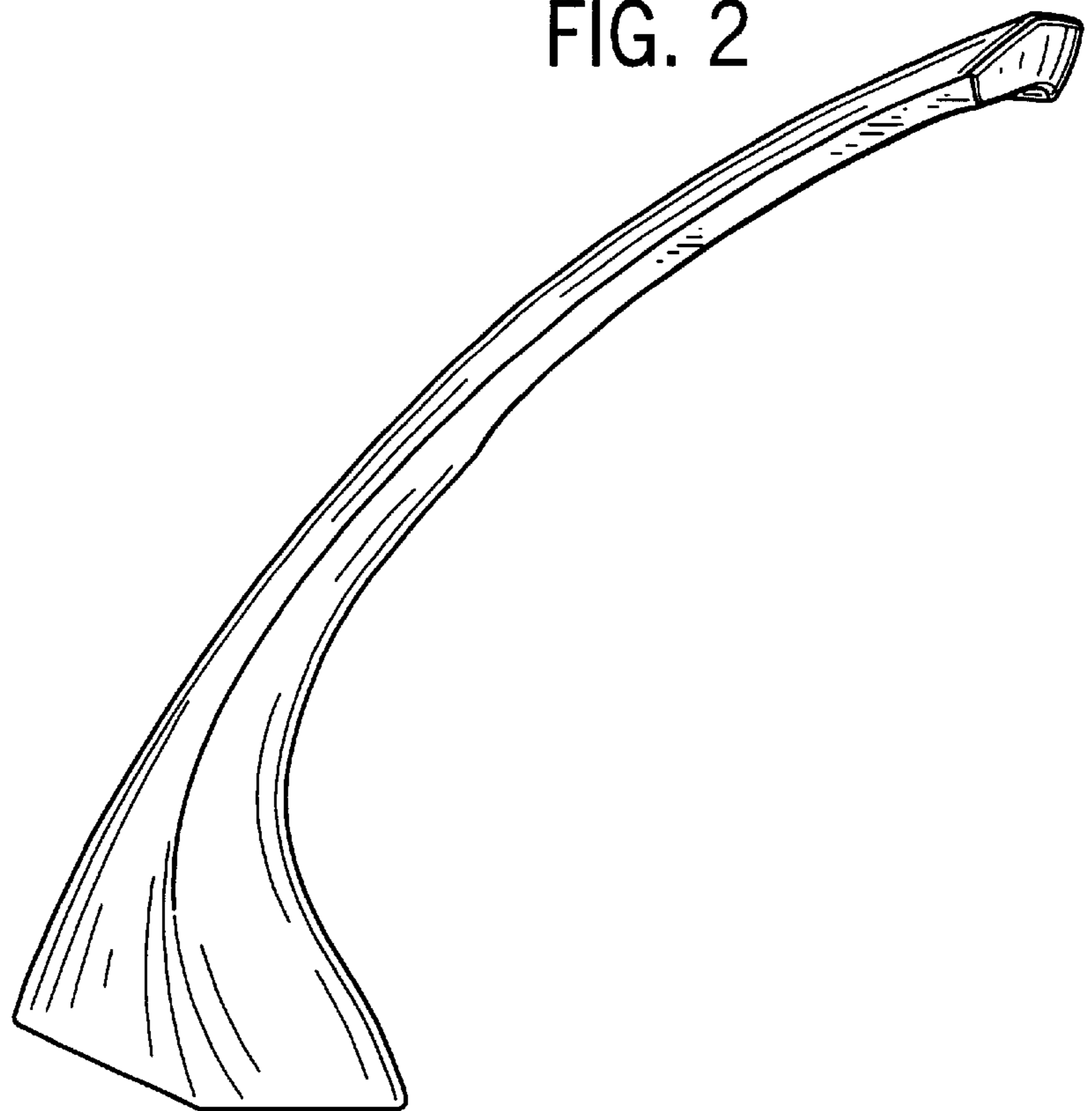


FIG. 2



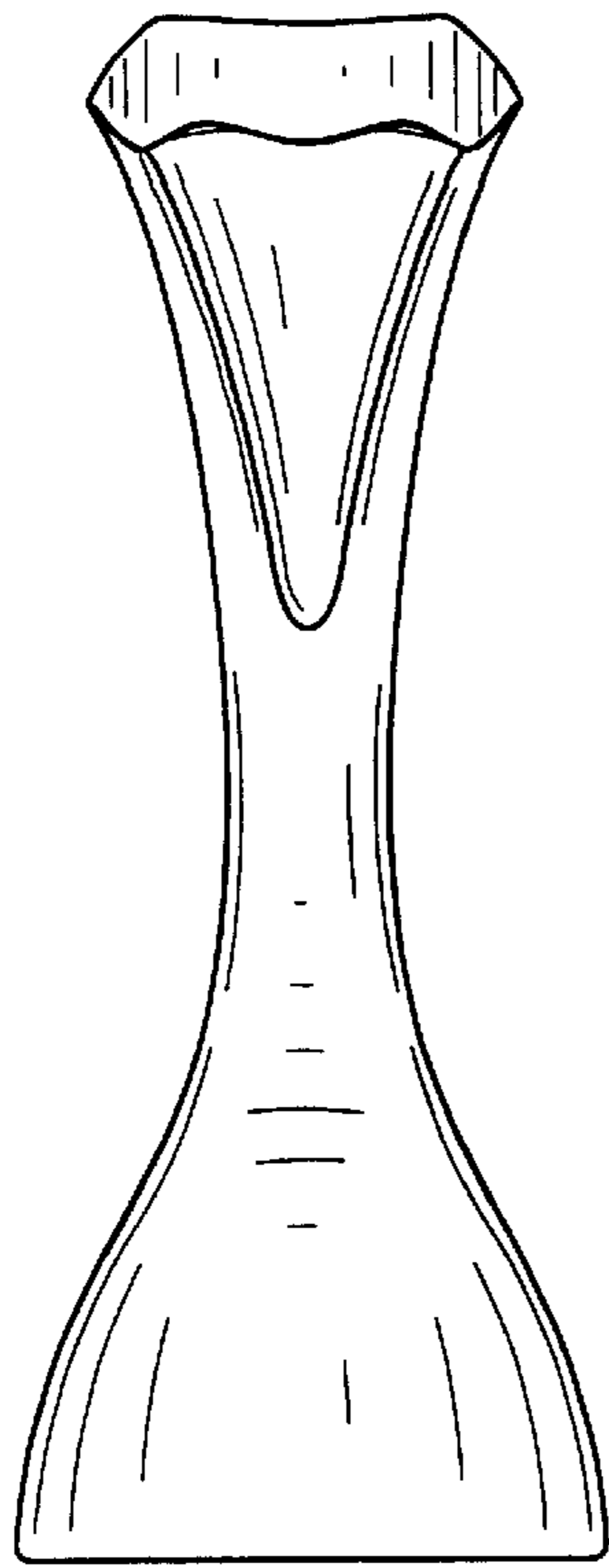


FIG. 3

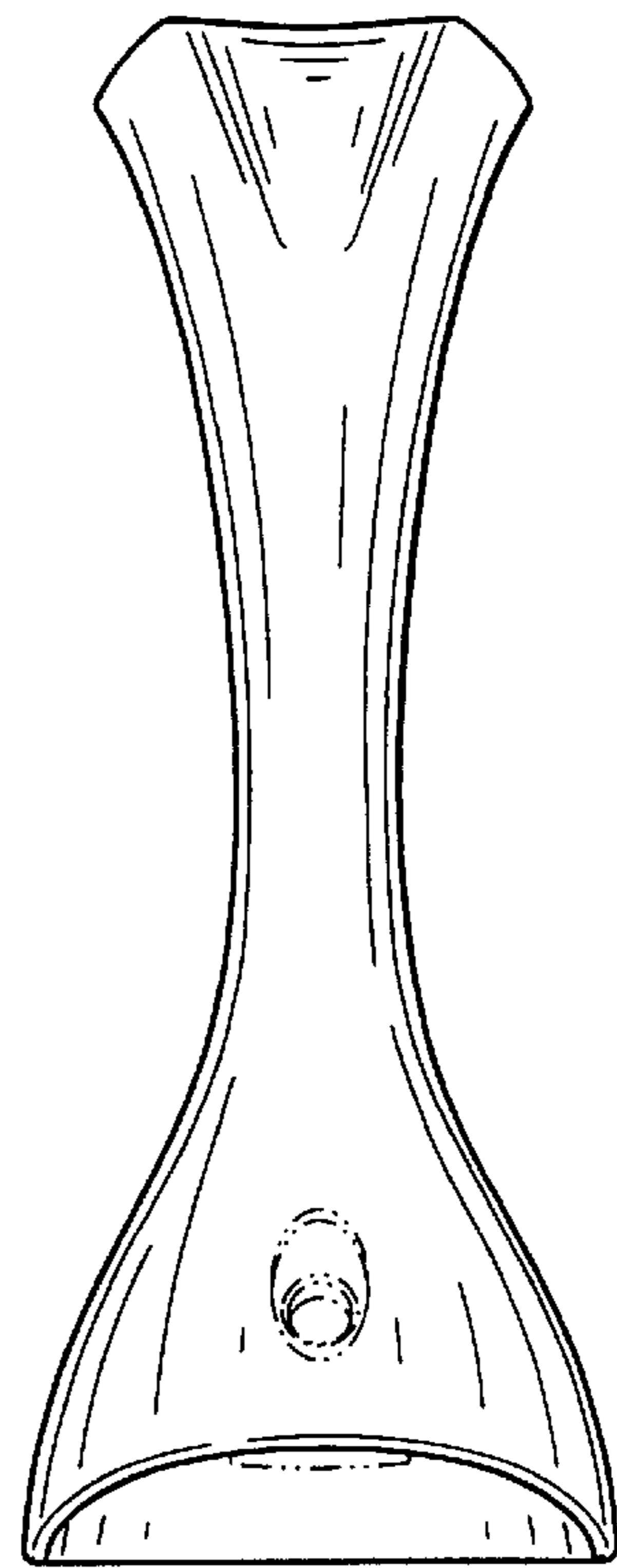


FIG. 4

FIG. 5

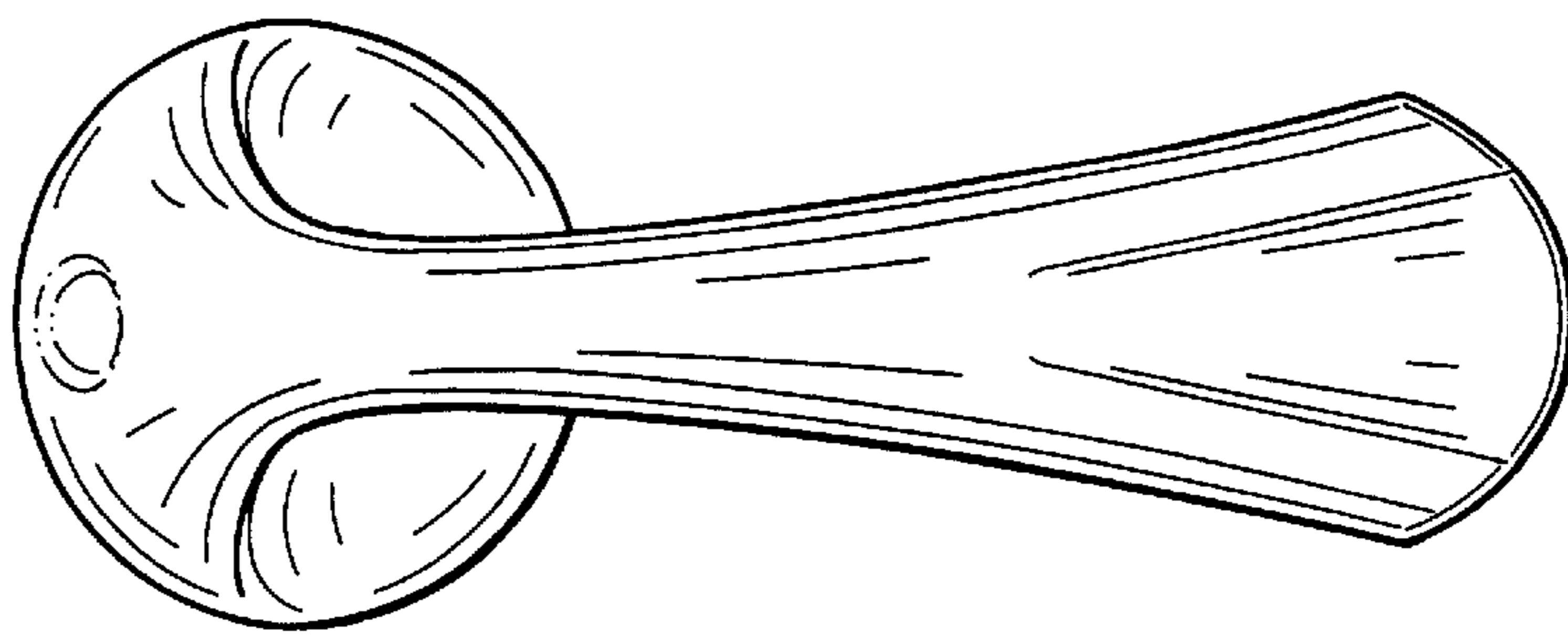


FIG. 6

