



US00D467292S

(12) **United States Design Patent** (10) **Patent No.:** **US D467,292 S**
Saraie et al. (45) **Date of Patent:** **** Dec. 17, 2002**

(54) **GOLF CLUB HEAD**

D449,086 S * 10/2001 Nagai et al. D21/759

(75) Inventors: **Mamoru Saraie**, Osaka (JP); **Keiji Hashimoto**, Gifu-Ken (JP); **Koji Kawase**, Gifu-Ken (JP)

FOREIGN PATENT DOCUMENTS

JP 1062791 * 3/2000

* cited by examiner

(73) Assignee: **Mizuno Corporation**, Osaka (JP)

Primary Examiner—Mitchell Siegel

(**) Term: **14 Years**

(74) *Attorney, Agent, or Firm*—Troutman Sanders LLP; Gerald R. Boss

(21) Appl. No.: **29/146,225**

(57) **CLAIM**

(22) Filed: **Aug. 7, 2001**

The ornamental design of a golf club head, as shown in the accompanying photographs.

(51) **LOC (7) Cl.** **21-02**

(52) **U.S. Cl.** **D21/749**

(58) **Field of Search** D21/747-751;
473/324, 327-331, 350

DESCRIPTION

(56) **References Cited**

U.S. PATENT DOCUMENTS

D328,322 S	*	7/1992	Antonious	D21/747
D362,041 S	*	9/1995	Takahashi et al.	D21/749
D383,819 S	*	9/1997	Takahashi et al.	D21/749
D383,820 S	*	9/1997	Watanabe	D21/749
D428,634 S	*	7/2000	Nagai et al.	D21/759
D428,635 S	*	7/2000	Nagai et al.	D21/759
D444,195 S	*	6/2001	Wahl et al.	D21/748
D445,157 S	*	7/2001	Jones et al.	D21/749

FIG. 1 is a perspective view of a golf club head embodying the present design as viewed from the back side thereof; FIG. 2 is a front view of FIG. 1; FIG. 3 is a back view of FIG. 1; FIG. 4 is a left side view of FIG. 1; FIG. 5 is a right side view of FIG. 1; FIG. 6 is a top plan view of FIG. 1; FIG. 7 is a bottom plan view of FIG. 1; and, FIG. 8 is a cross-sectional view of the golf club head taken along line 8—8 in FIG. 2.

1 Claim, 3 Drawing Sheets




FIG.1




FIG.2

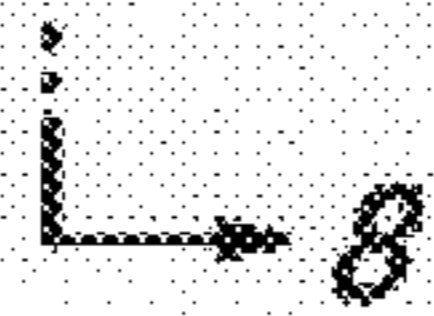

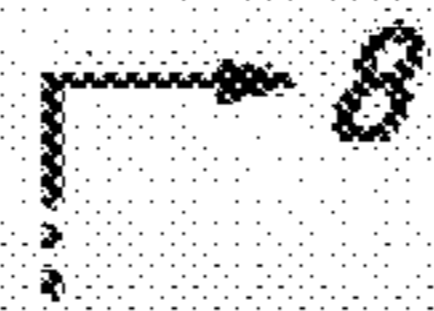


FIG.3

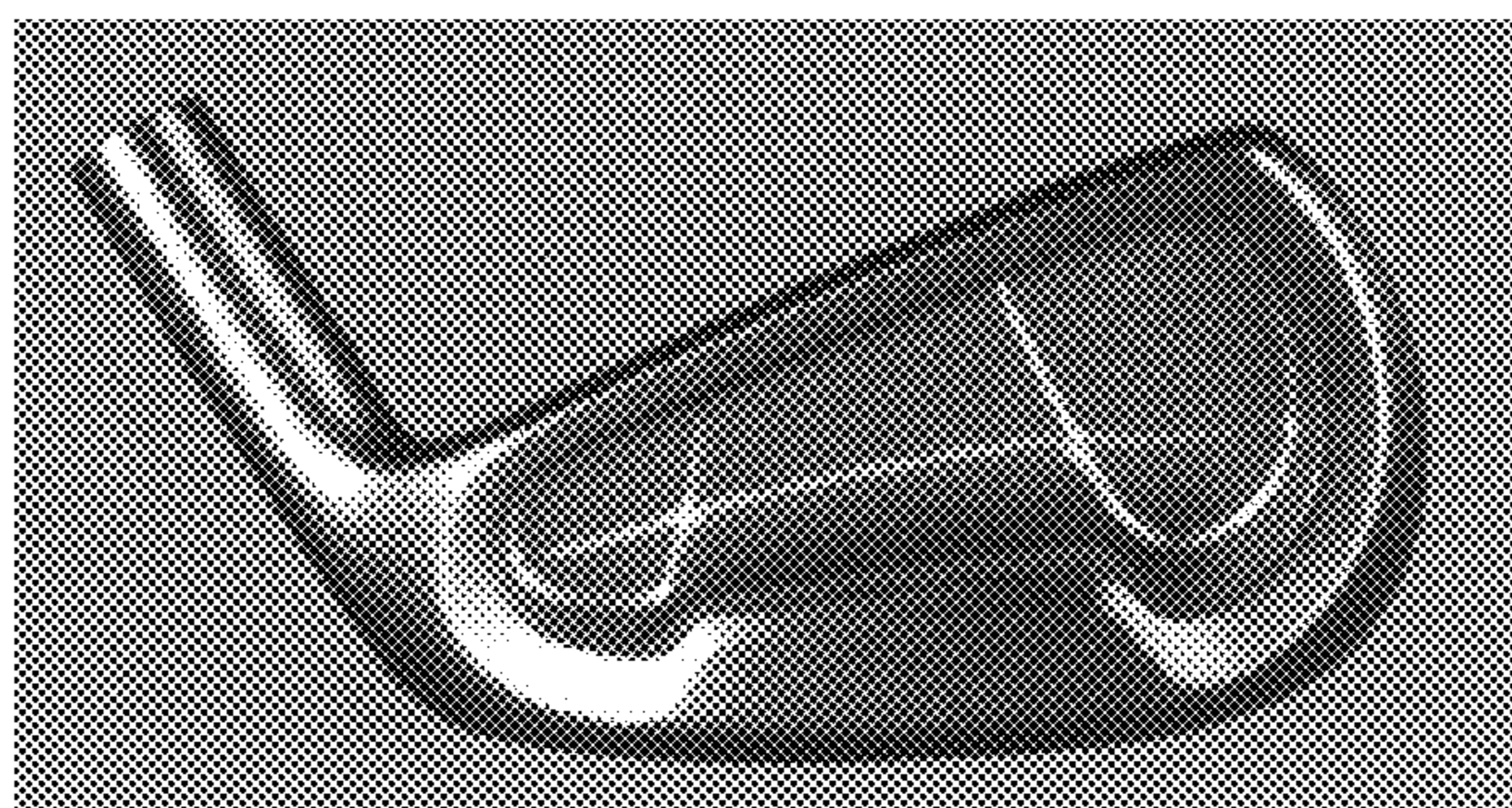


FIG.4




FIG.5



FIG.6




FIG.7



FIG. 8

