



US00D467290S

(12) **United States Design Patent**  
**Chen**

(10) **Patent No.:** **US D467,290 S**

(45) **Date of Patent:** **\*\* Dec. 17, 2002**

(54) **EXERCISE DEVICE**

(75) **Inventor:** **Shane Chen**, Camas, WA (US)

(73) **Assignee:** **CID, Inc.**, Camas, WA (US)

(\*\*) **Term:** **14 Years**

(21) **Appl. No.:** **29/147,431**

(22) **Filed:** **Aug. 28, 2001**

(51) **LOC (7) Cl.** ..... **21-02**

(52) **U.S. Cl.** ..... **D21/662; D21/690**

(58) **Field of Search** ..... **D21/662, 690,**  
**D21/692, 121, 122, 123, 124, 125, 126,**  
**142, 93, 94**

(56) **References Cited**

**U.S. PATENT DOCUMENTS**

2,821,394 A	1/1958	Barbeau	
3,584,871 A	6/1971	Kelmon	
3,664,667 A	5/1972	McCarthy	
3,752,475 A	8/1973	Ott	
4,171,805 A	10/1979	Abbott	
4,900,017 A	2/1990	Bold, Jr.	
5,112,287 A	* 5/1992	Brewer	482/123
5,261,866 A	11/1993	Mattox	482/125

5,269,737 A	* 12/1993	Sobotka	482/123
5,352,176 A	* 10/1994	Huang	482/123
D355,002 S	* 1/1995	Bengtson	D21/687
5,632,707 A	5/1997	Daniel et al.	482/8
5,643,162 A	7/1997	Landers et al.	482/131
5,653,665 A	* 8/1997	Neeley	482/106
5,863,280 A	* 1/1999	Wang	482/140
6,203,476 B1	3/2001	Wang et al.	482/121

\* cited by examiner

*Primary Examiner*—Philip S. Hyder

(74) *Attorney, Agent, or Firm*—Chernoff, Vilhauer, McClung & Stenzel, LLP

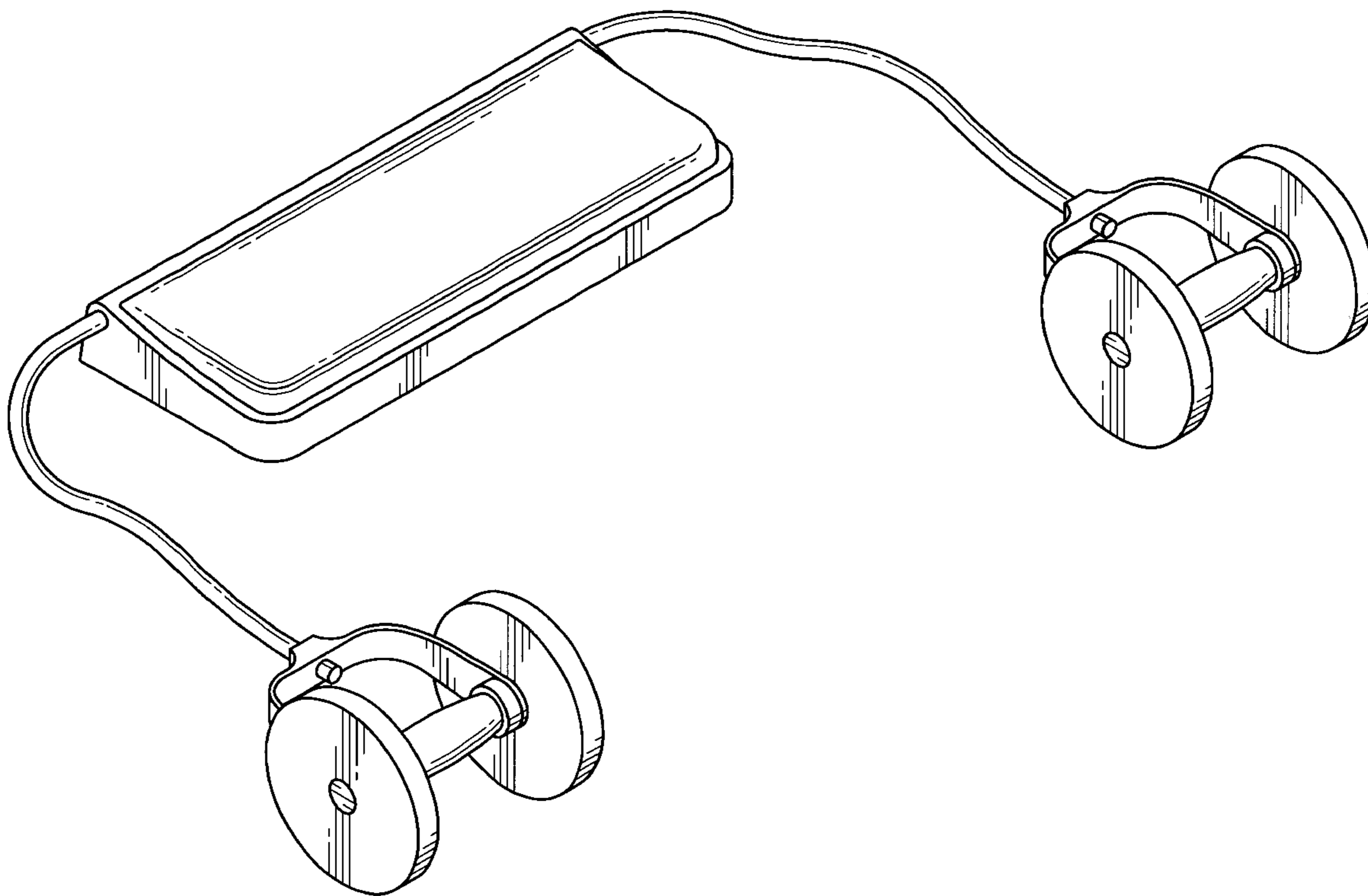
(57) **CLAIM**

The ornamental design for an exercise device, as shown and described.

**DESCRIPTION**

FIG. 1 is a perspective view of the exercise device according to my novel design;  
FIG. 2 is a top plan view thereof;  
FIG. 3 is a front elevational view thereof;  
FIG. 4 is a rear elevational view thereof; and,  
FIG. 5 is a left side elevational view thereof, the right side elevational view thereof being a mirror image thereof.

**1 Claim, 3 Drawing Sheets**



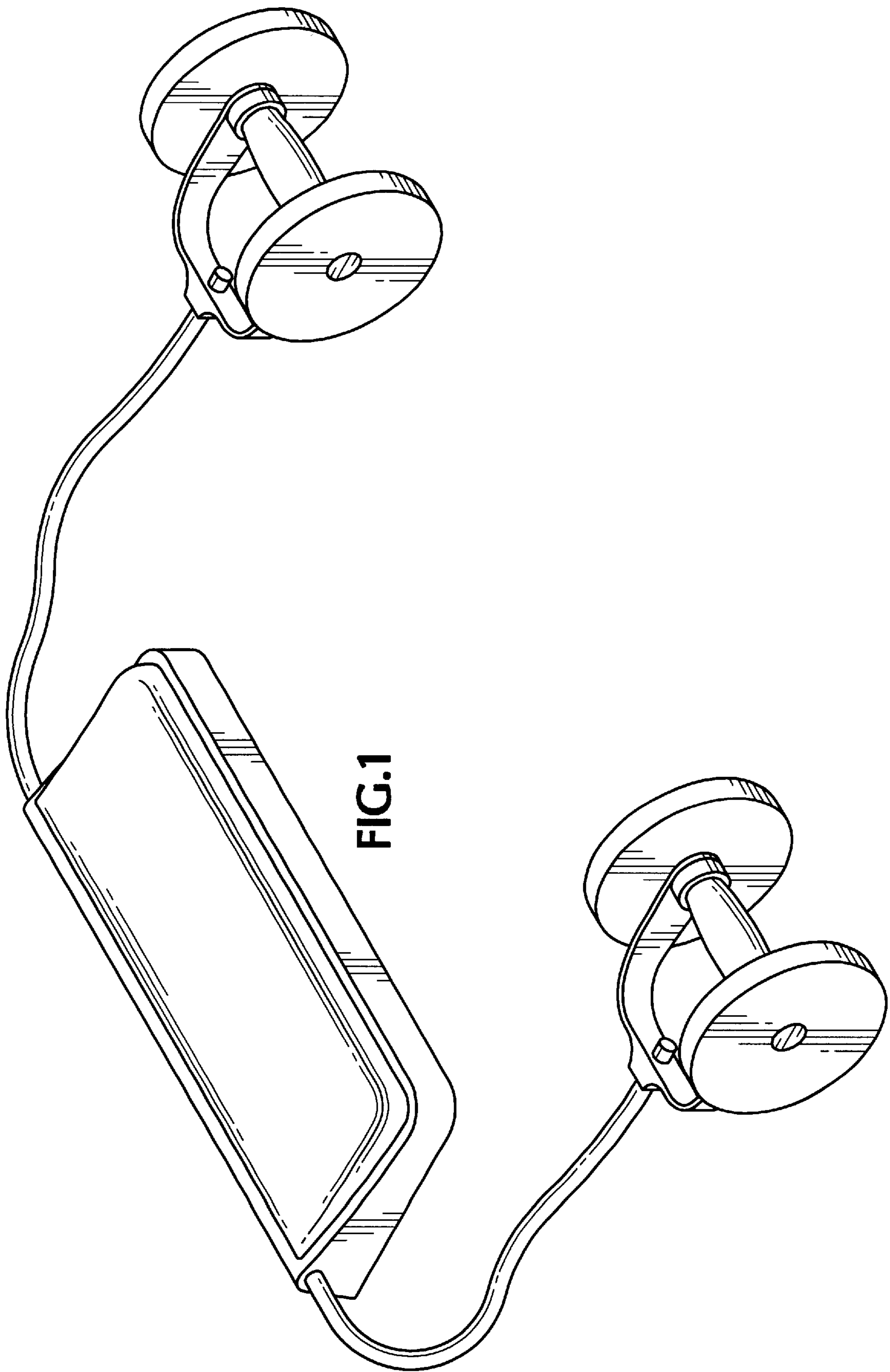


FIG.1

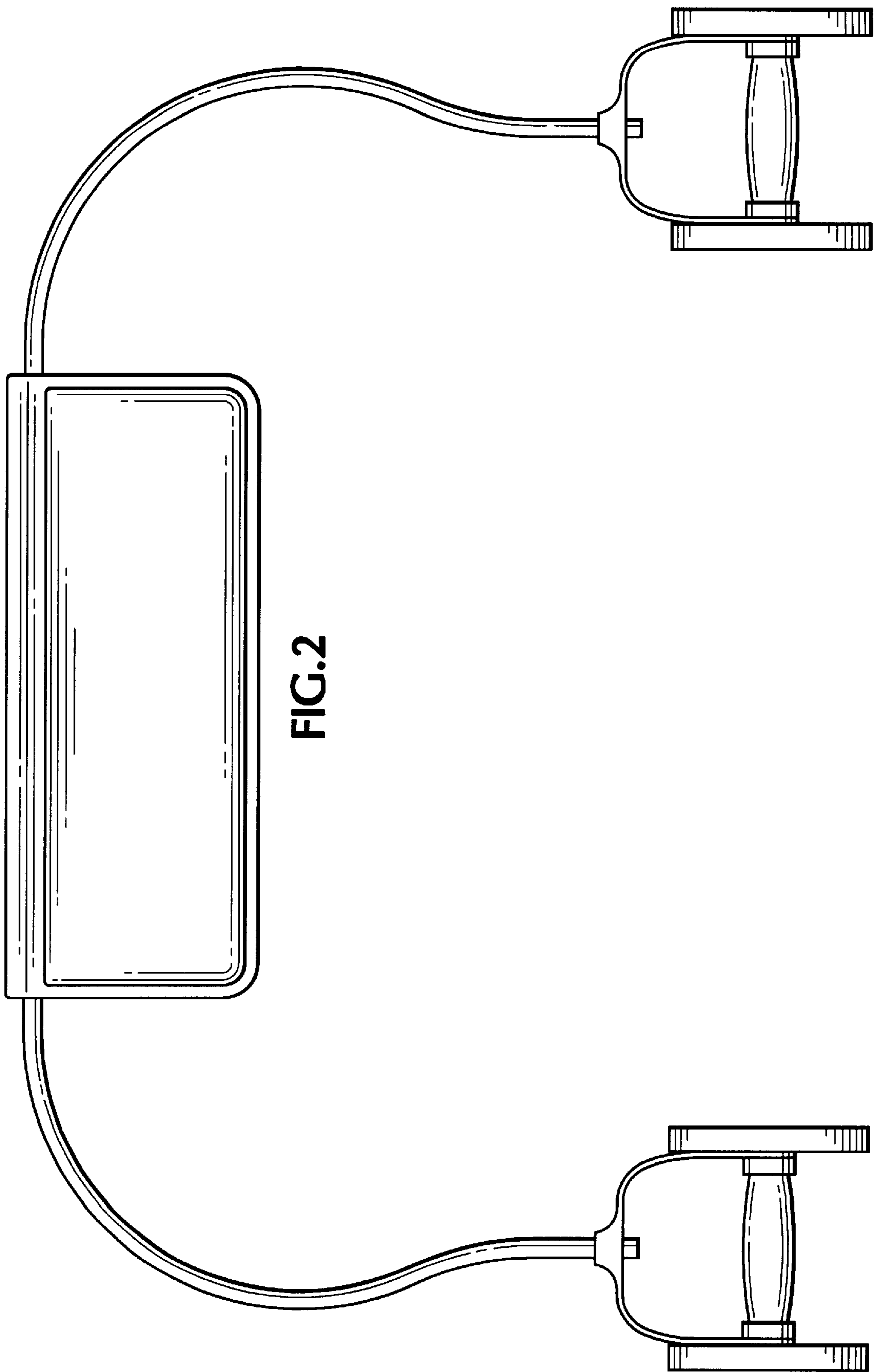


FIG. 2




FIG. 3




FIG. 4

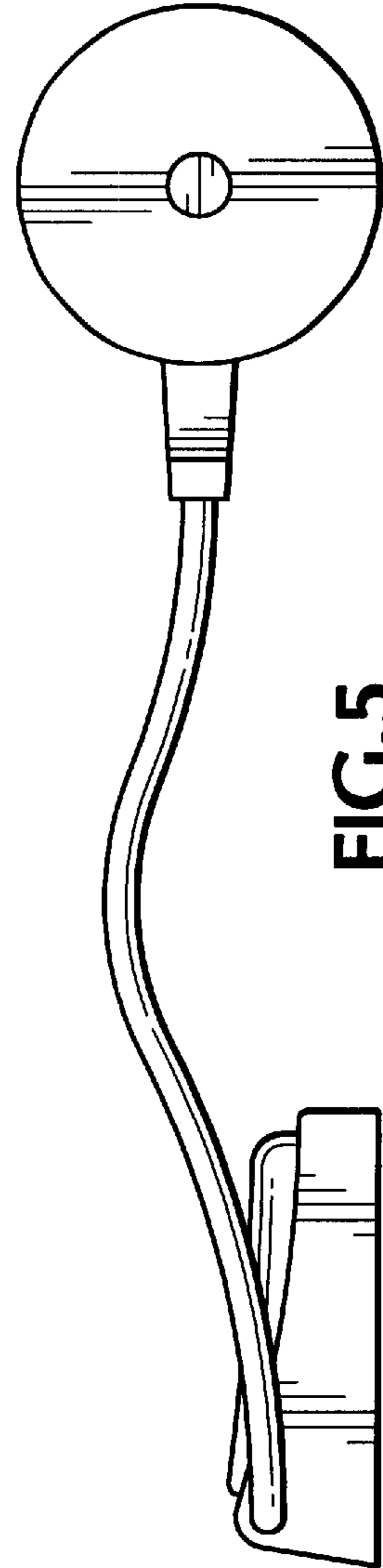


FIG. 5