



US00D467285S

(12) **United States Design Patent**
Myers

(10) **Patent No.:** **US D467,285 S**

(45) **Date of Patent:** **** Dec. 17, 2002**

- (54) **TOY BAR FOR BOUNCER SEAT**
- (75) Inventor: **Peter J. Myers**, Wheaton, IL (US)
- (73) Assignee: **Kolcraft Corporation**, Chicago, IL (US)
- (**) Term: **14 Years**
- (21) Appl. No.: **29/160,505**
- (22) Filed: **May 13, 2002**

5,187,826 A	2/1993	Mariol	5/655
5,352,145 A	* 10/1994	Raiffe et al.	446/227
5,360,258 A	11/1994	Alivizatos	297/440.11
5,370,570 A	12/1994	Harris	446/227
5,451,095 A	9/1995	Riback	297/354.12
5,509,721 A	4/1996	Huang	297/452.13
D383,172 S	* 9/1997	Allegre	D21/467
5,672,088 A	9/1997	Chininis	446/227
5,951,360 A	* 9/1999	Fearon	446/227
6,000,761 A	12/1999	Rocha	297/464

* cited by examiner

Related U.S. Application Data

- (63) Continuation of application No. 29/145,108, filed on Jul. 16, 2001.
- (51) **LOC (7) Cl.** **21-01**
- (52) **U.S. Cl.** **D21/467**
- (58) **Field of Search** D21/467, 476;
D11/141; 446/227

Primary Examiner—Dominic Simone
(74) *Attorney, Agent, or Firm*—Marshall, Gerstein & Borun

(57) **CLAIM**

The ornamental design for a “toy bar for bouncer seat”, as shown and described.

DESCRIPTION

FIG. 1 is a left side perspective view of a “toy bar for bouncer seat”;

FIG. 2 is a front view of the “toy bar for bouncer seat” shown in FIG. 1;

FIG. 3 is a rear view of the “toy bar for bouncer seat” shown in FIG. 1;

FIG. 4 is a right-side view of the “toy bar for bouncer seat” shown in FIG. 1; and,

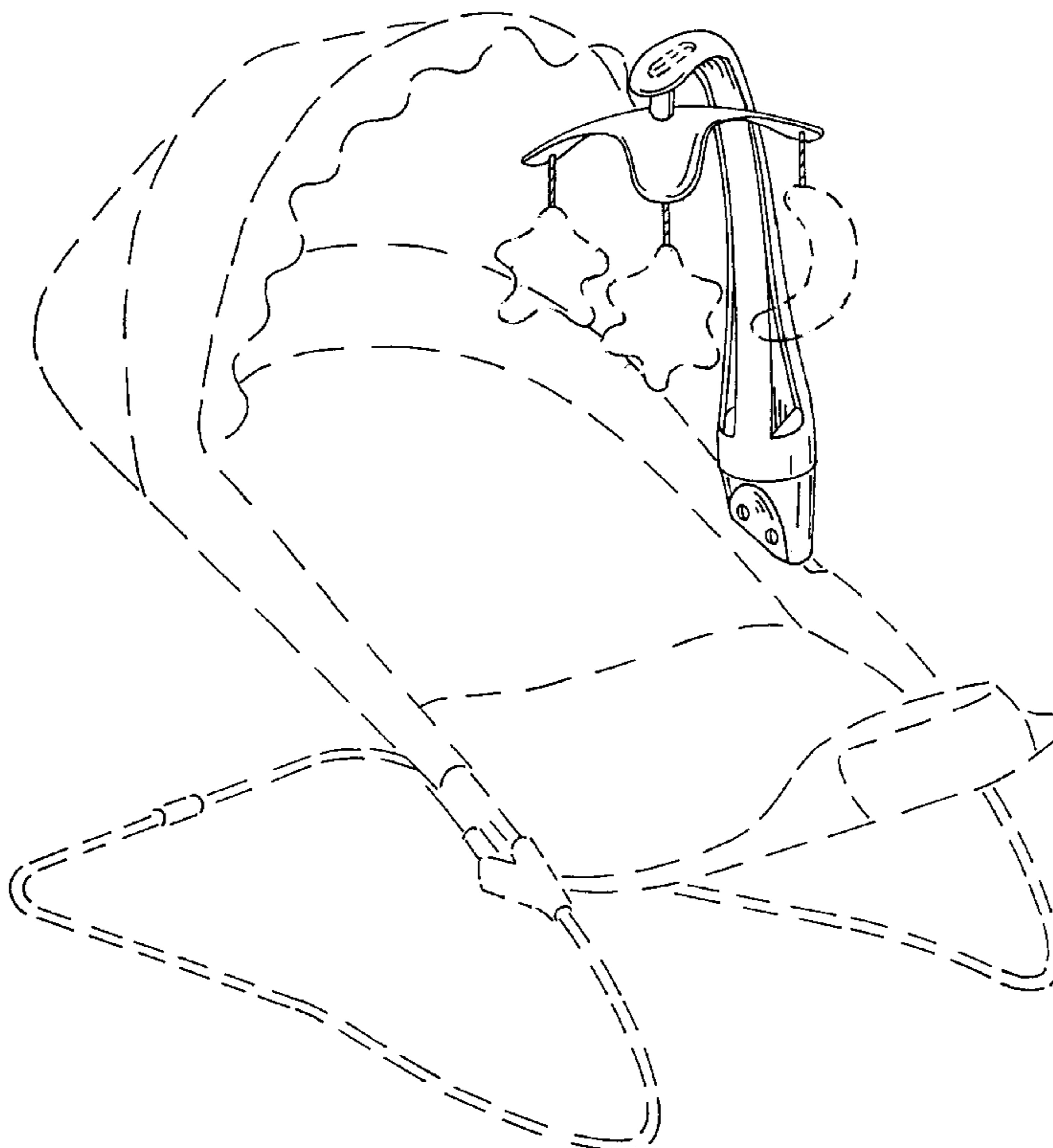
FIG. 5 is a left-side view of the “toy bar for bouncer seat” shown in FIG. 1.

(56) **References Cited**

U.S. PATENT DOCUMENTS

442,629 A	* 12/1890	Lipscomb	446/227
2,490,230 A	12/1949	Riegel	155/188
D171,593 S	* 3/1954	Hagey	D21/467
3,014,307 A	12/1961	DuPuis	46/1
D193,093 S	* 6/1962	Wiele	D21/467
D299,936 S	* 2/1989	Williams et al.	D21/467
4,865,380 A	9/1989	Heitzman-Powell et al.	297/ 184
D323,192 S	* 1/1992	Takahashi et al.	D21/467

1 Claim, 5 Drawing Sheets



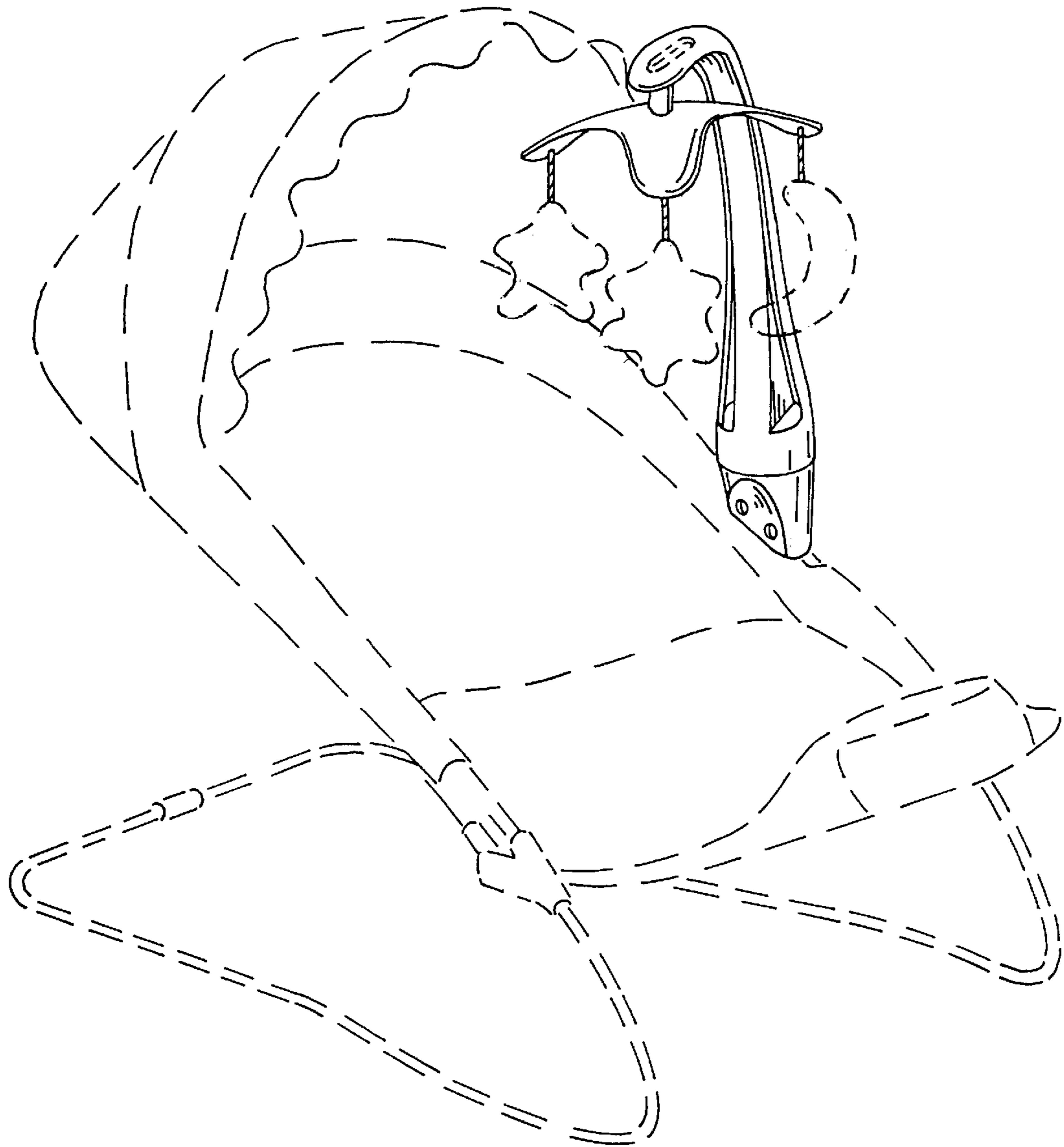


FIG. 1

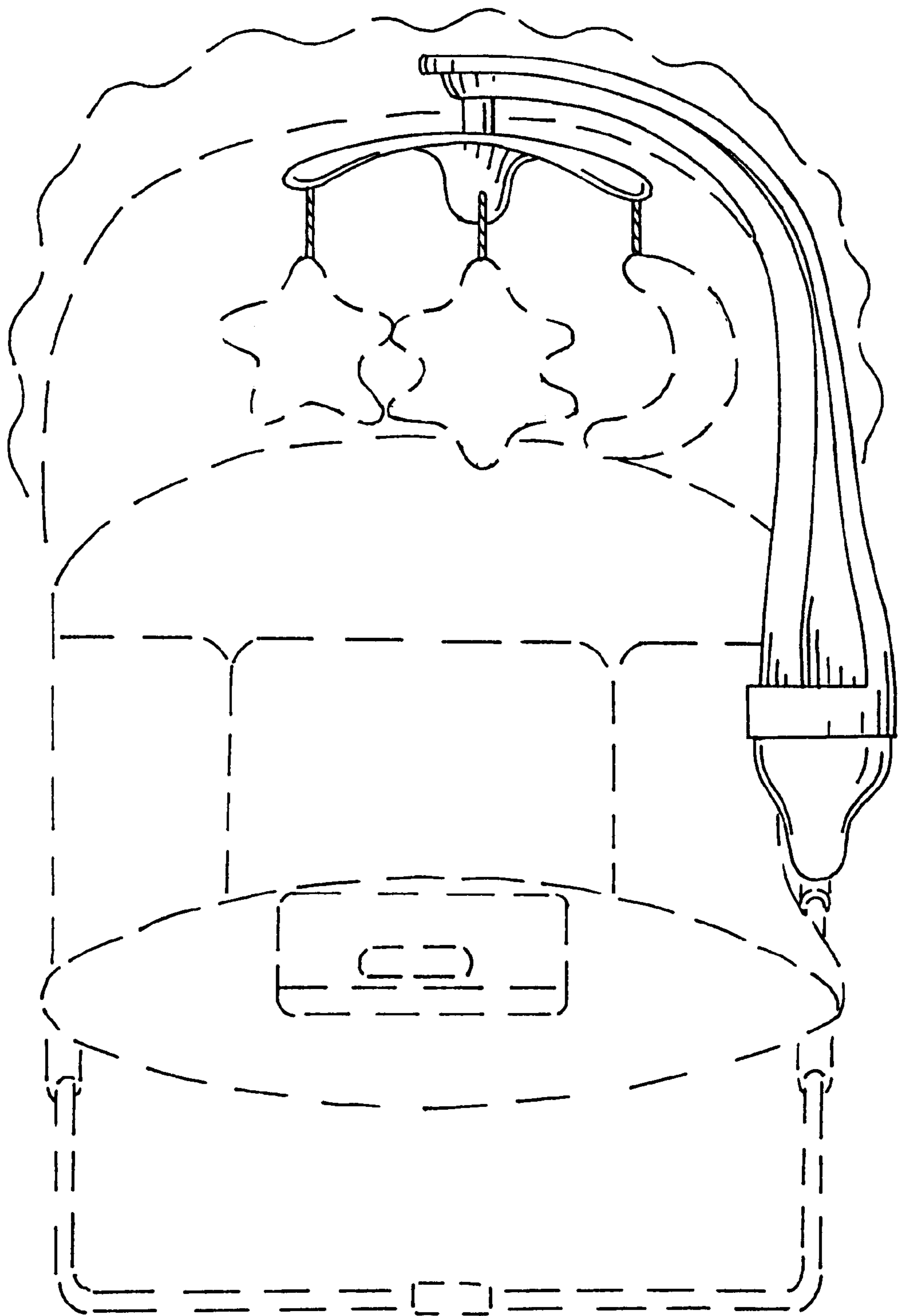


FIG. 2

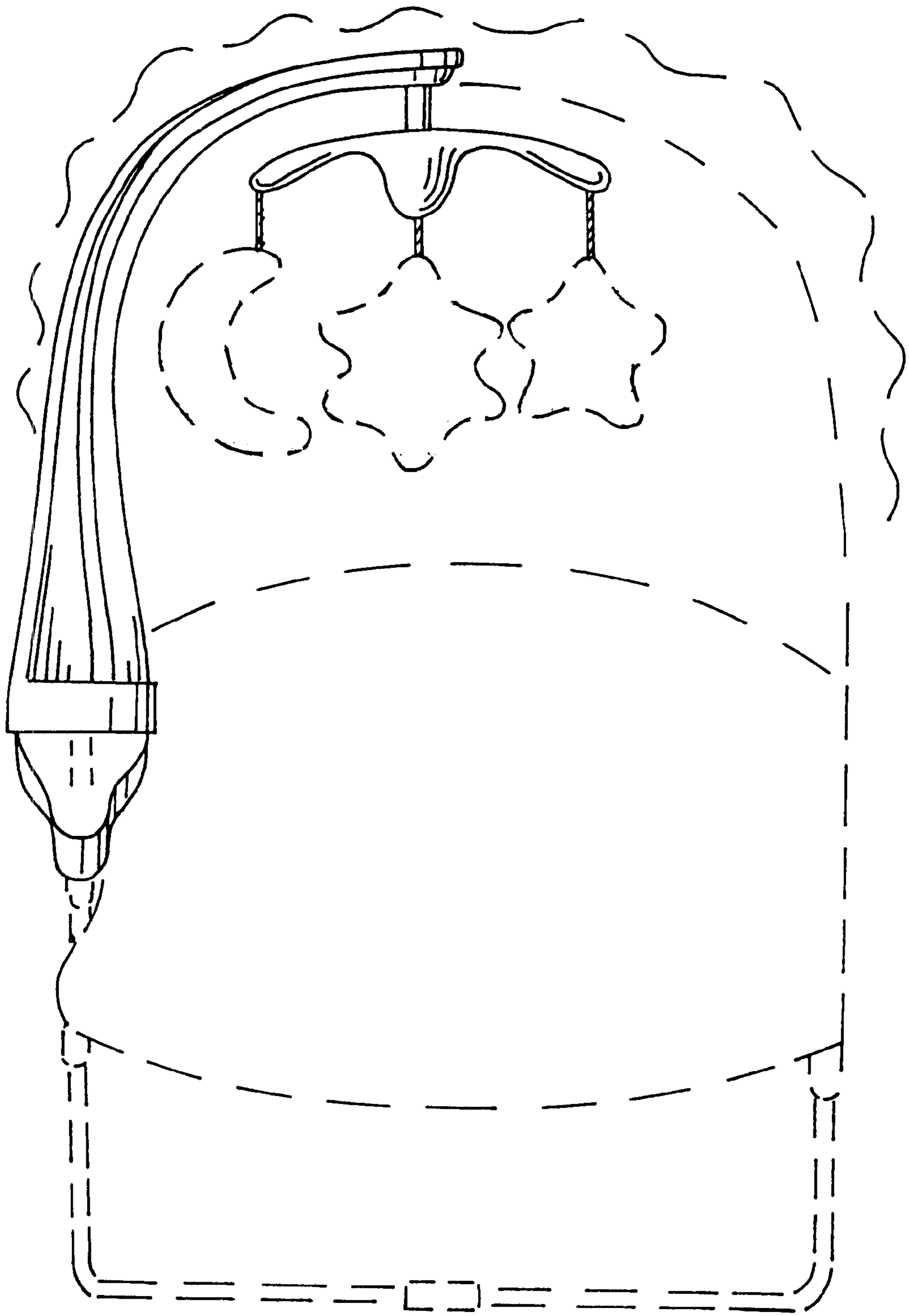


FIG. 3

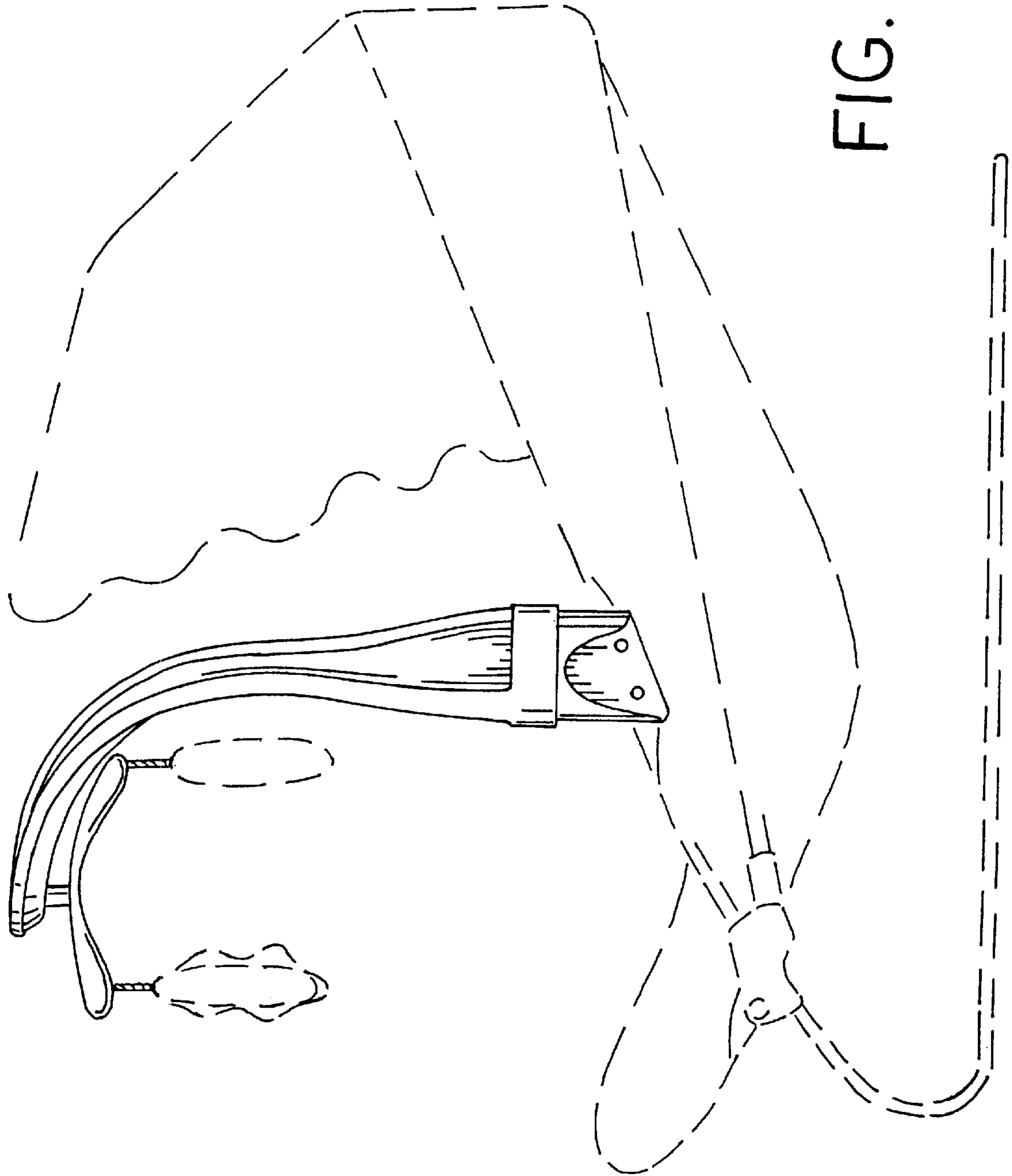


FIG. 4

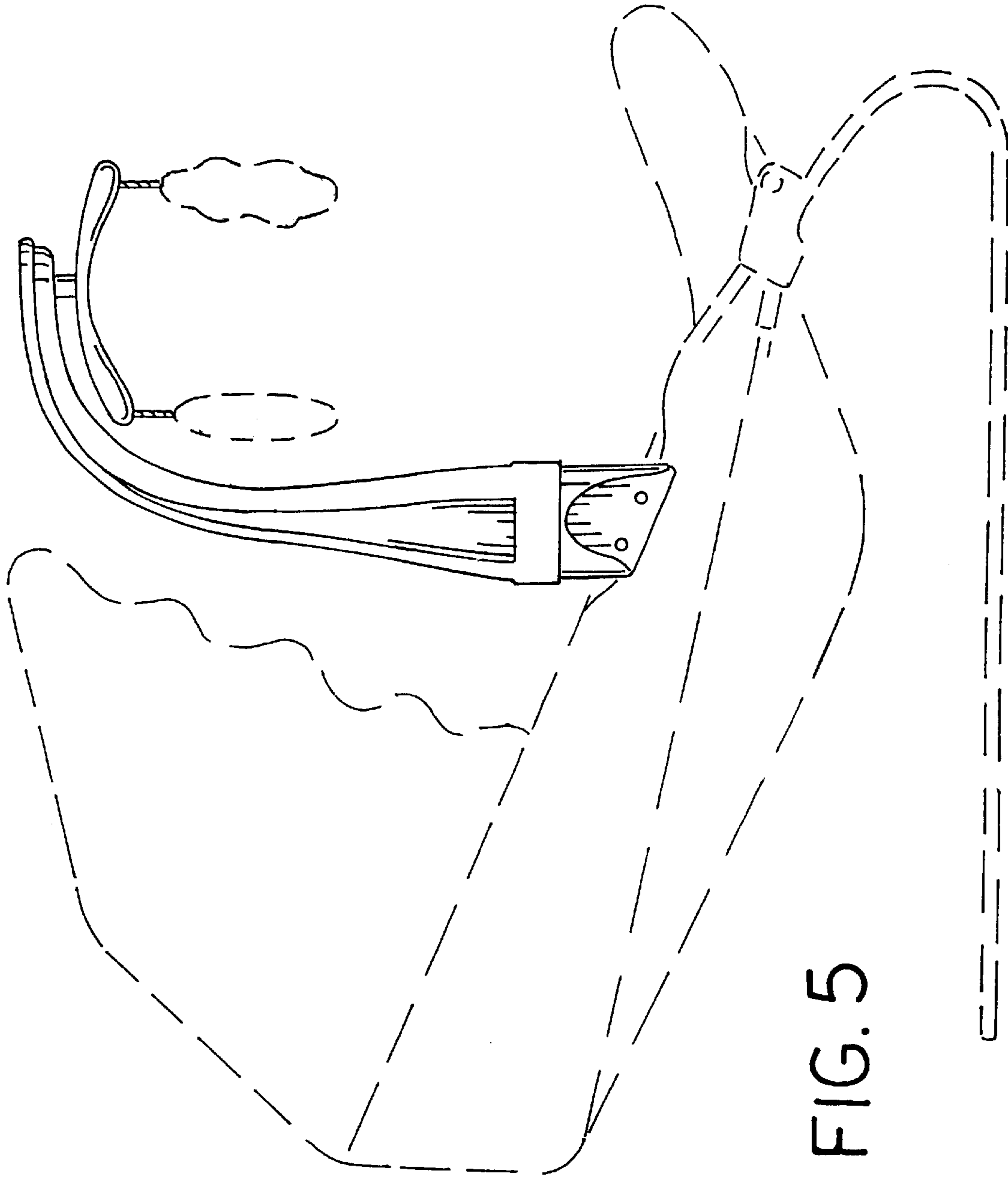


FIG. 5