



US00D467281S

(12) **United States Design Patent**  
**Chapelier**

(10) **Patent No.:** **US D467,281 S**

(45) **Date of Patent:** **\*\* Dec. 17, 2002**

(54) **LUGGAGE TAG**

(75) Inventor: **Hervé Chapelier**, Boulogne Billancourt (FR)

(73) Assignee: **Bush Holding**, Boulogne Billancourt (FR)

(\*\*) Term: **14 Years**

(21) Appl. No.: **29/142,629**

(22) Filed: **May 30, 2001**

(30) **Foreign Application Priority Data**

Dec. 7, 2000 (FR) ..... 00 7055

(51) **LOC (7) Cl.** ..... **19-08**

(52) **U.S. Cl.** ..... **D20/27**

(58) **Field of Search** ..... D20/22, 27-28;  
40/299.01, 330, 626-625, 6, 27, 661.04,  
662-666, 672, 675; D3/289, 301

(56) **References Cited**

**U.S. PATENT DOCUMENTS**

1,596,349 A \* 1/1926 Guenther ..... D3/301 X  
D202,973 S \* 11/1965 Field ..... D20/27

6,189,249 B1 \* 2/2001 Hughes ..... 40/662  
D456,455 S \* 4/2002 Cleveland ..... D20/27  
D459,076 S \* 6/2002 Chapelier ..... D3/289

\* cited by examiner

*Primary Examiner*—Ian Simmons

*Assistant Examiner*—Robert A. Delehanty

(74) *Attorney, Agent, or Firm*—Bazerman & Drangel, PC

(57) **CLAIM**

The ornamental design for luggage tag, as shown and described.

**DESCRIPTION**

FIG. 1 is a perspective view of the luggage tag the bag to which it is attached is shown in dotted lines, does not form part of the present invention and is not claimed;

FIG. 2 is a front view of the embodiment described in FIG. 1;

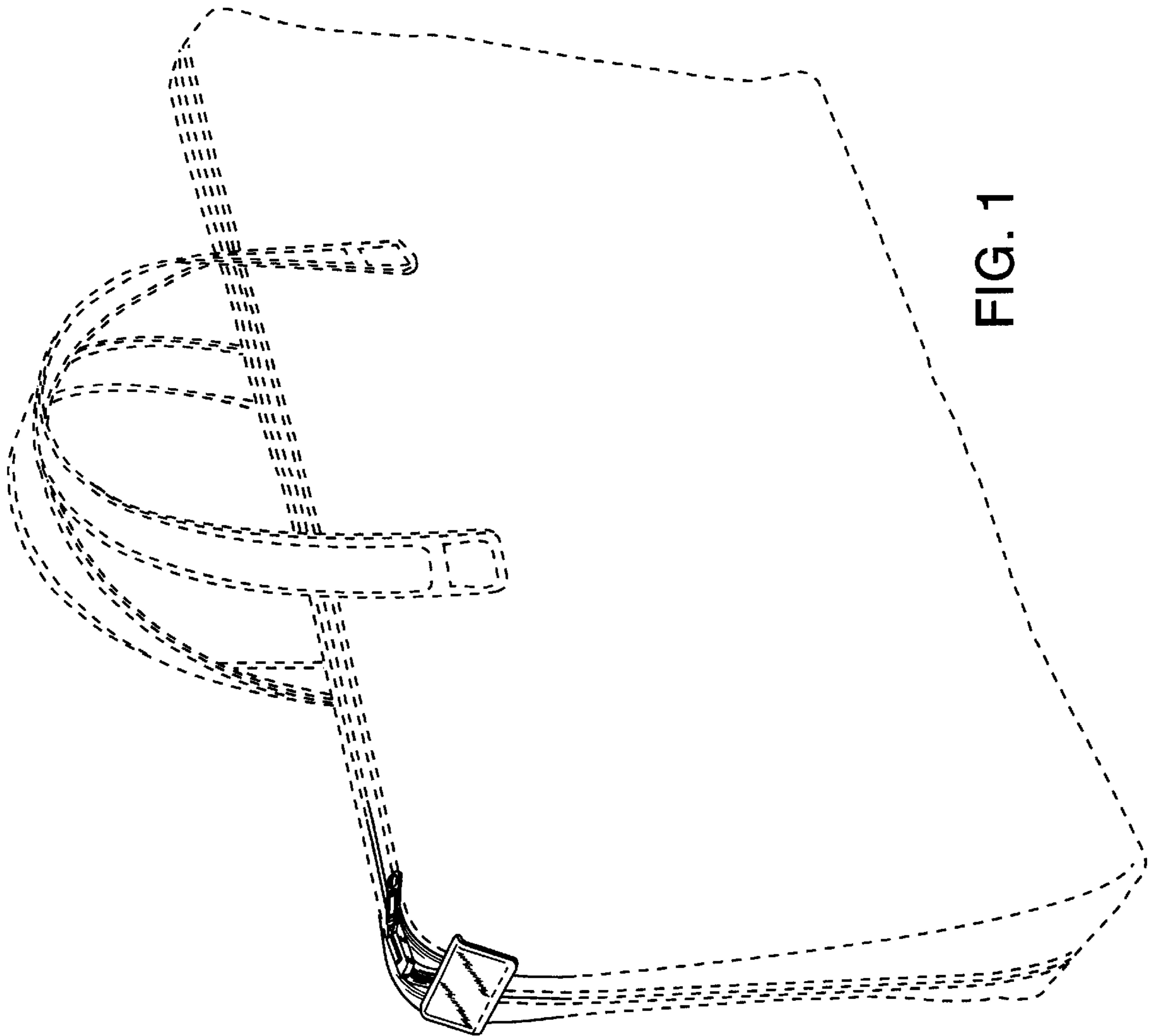
FIG. 3 is a left side view of the embodiment described in FIG. 1;

FIG. 4 is a right side view of the embodiment described in FIG. 1; and,

FIG. 5 is a top view of the embodiment described in FIG. 1.

**1 Claim, 4 Drawing Sheets**





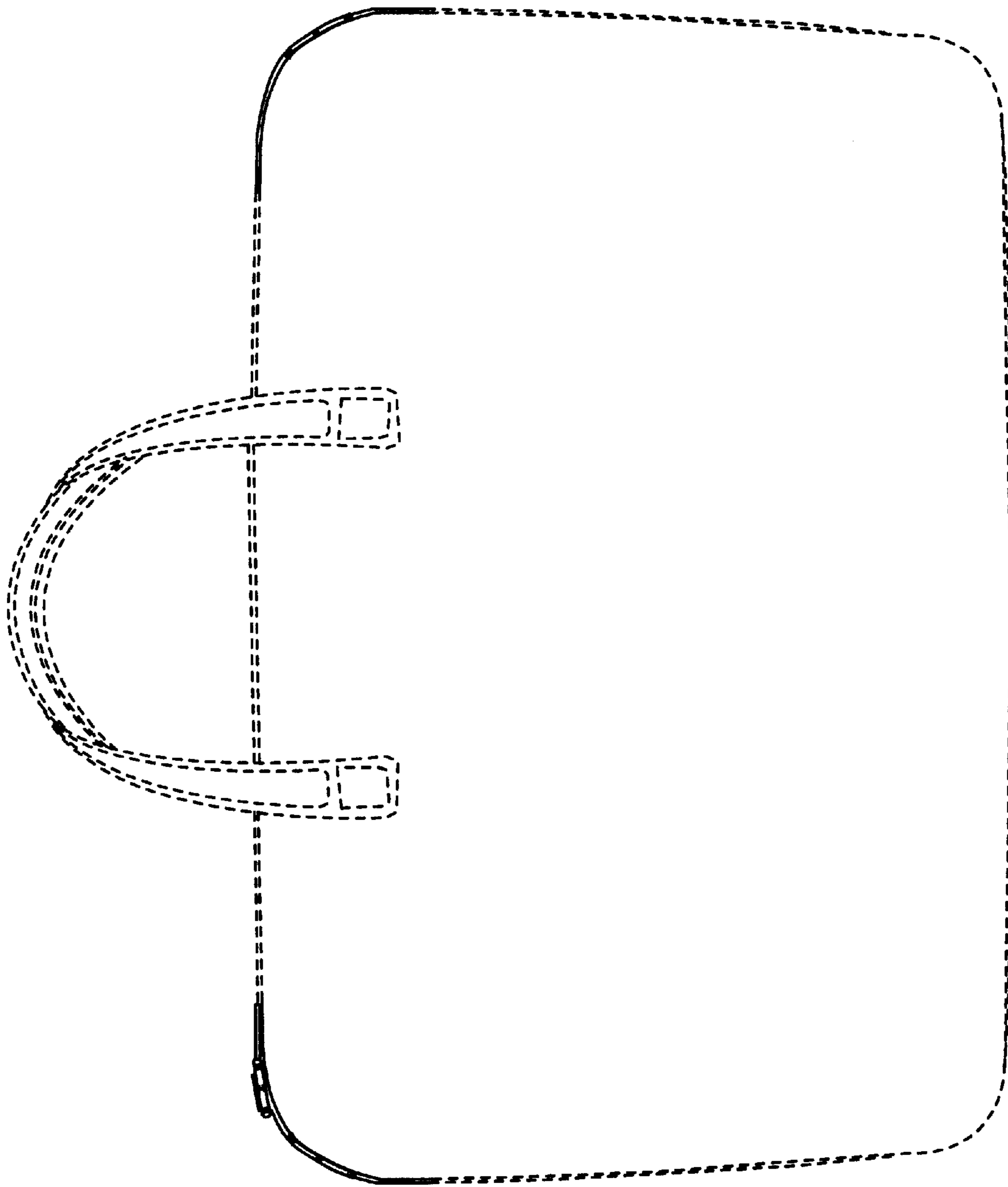


FIG. 2

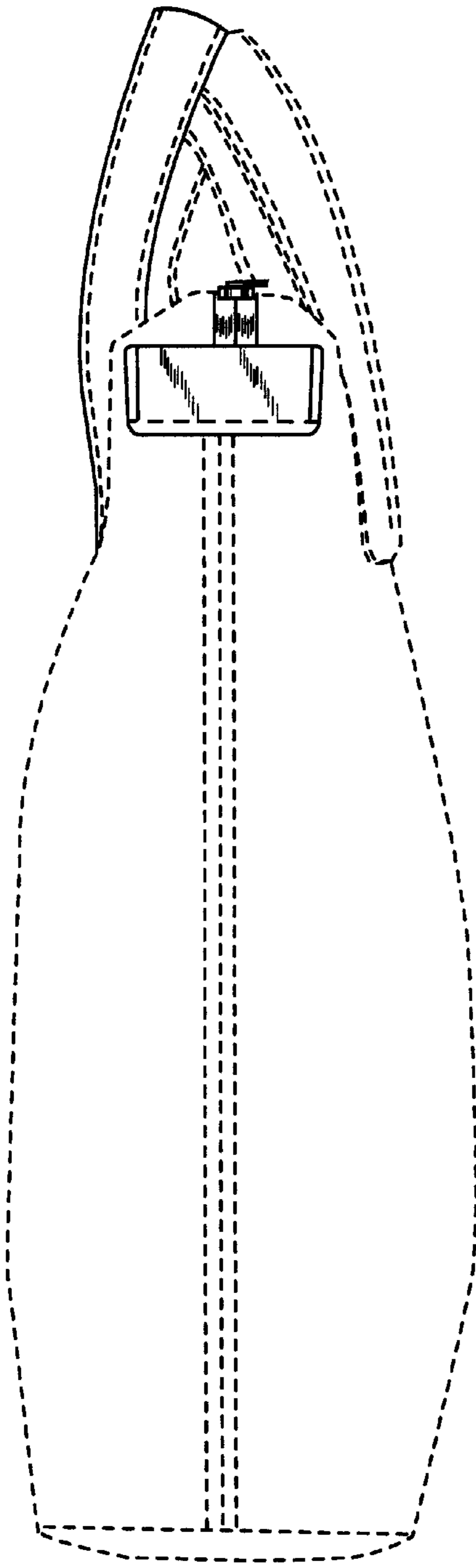


FIG. 3

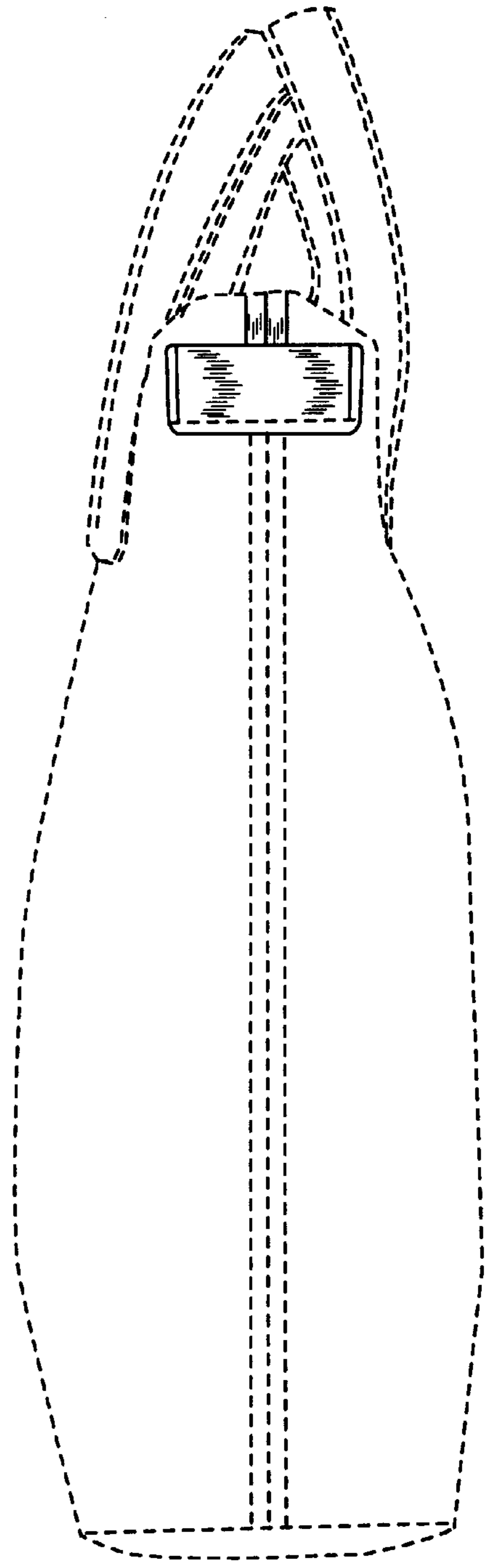


FIG. 4

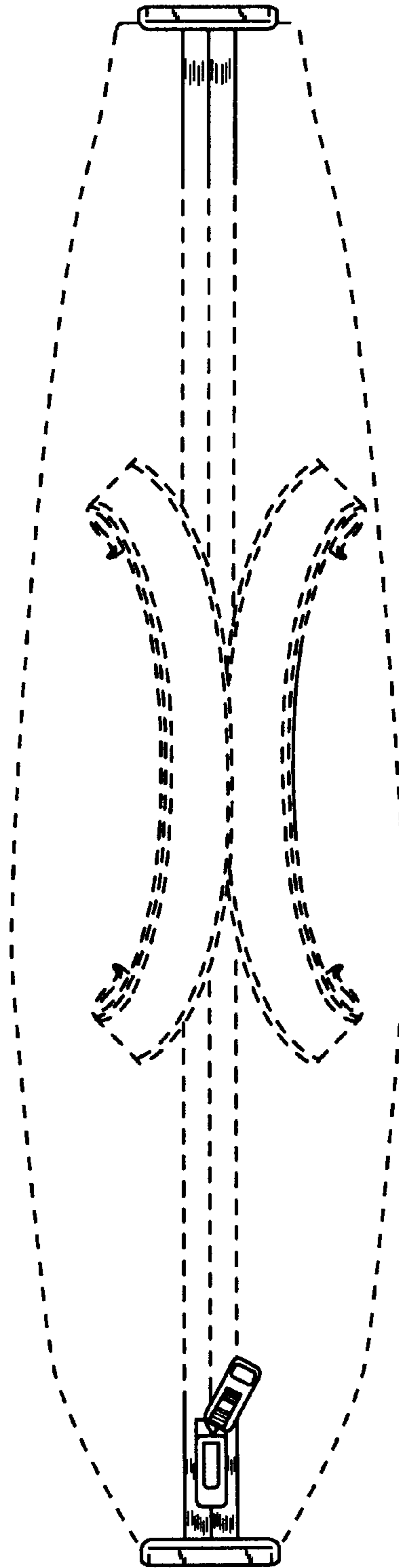


FIG. 5