



US00D467269S

(12) **United States Design Patent**  
**Haas**

(10) **Patent No.:** **US D467,269 S**

(45) **Date of Patent:** **\*\* Dec. 17, 2002**

(54) **LASER PRINTABLE CARD BADGE SHEET**

*Primary Examiner*—Paula A. Mortimer  
(74) *Attorney, Agent, or Firm*—Michael Zall

(75) Inventor: **David J. Haas**, Suffern, NY (US)

(73) Assignee: **Temtec, Inc**, Suffern, NY (US)

(57) **CLAIM**

(\*\*) Term: **14 Years**

The ornamental design for a laser printable card badge sheet, as shown and described.

(21) Appl. No.: **29/134,983**

(22) Filed: **Jan. 4, 2001**

(51) **LOC (7) Cl.** ..... **19-01**

(52) **U.S. Cl.** ..... **D19/1**

(58) **Field of Search** ..... D19/2, 26, 33,  
D19/65; D20/11, 27; 40/1.5, 638, 641;  
283/81, 101, 103, 105; 428/42.3

**DESCRIPTION**

(56) **References Cited**

**U.S. PATENT DOCUMENTS**

5,139,836	A	*	8/1992	Burke	.....	40/638	X
5,543,191	A	*	8/1996	Dronzek, Jr. et al.	.....	283/81	X
D415,793	S	*	10/1999	Haas et al.	.....	D19/1	
D419,596	S	*	1/2000	Haas et al.	.....	D19/1	
D420,044	S	*	2/2000	Haas et al.	.....	D19/1	
D420,698	S	*	2/2000	Haas et al.	.....	D19/1	

FIG. 1 is a front perspective view of my new design of a laser printable card badge sheet;

FIG. 2 is a front elevational view of the laser printable card badge sheet shown in FIG. 1;

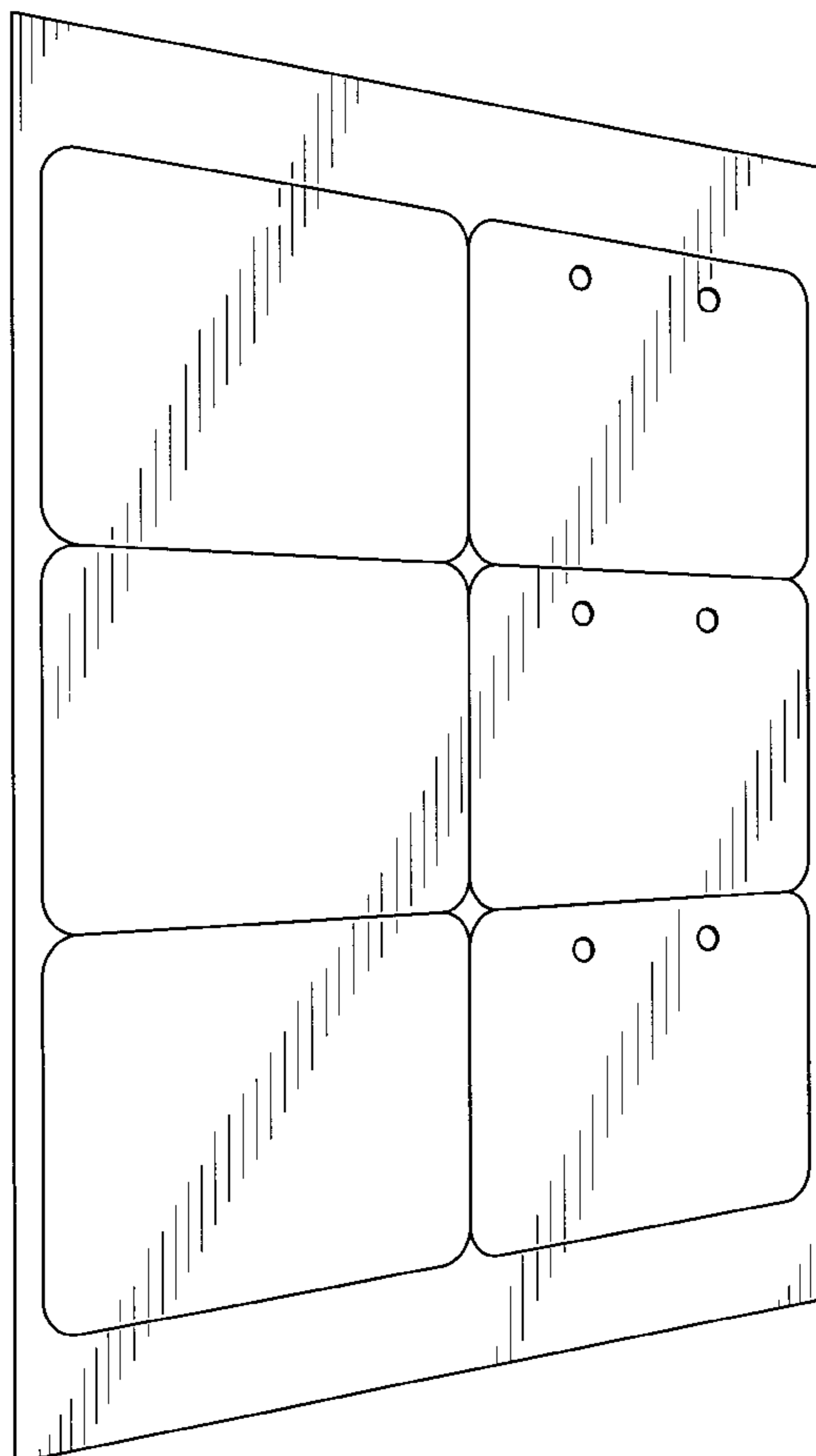
FIG. 3 is a right side view of the laser printable card badge sheet shown in FIG. 1, the left side view being identical thereto;

FIG. 4 is an front end view of the laser printable card badge sheet shown in FIG. 1, the other end view being identical thereto; and,

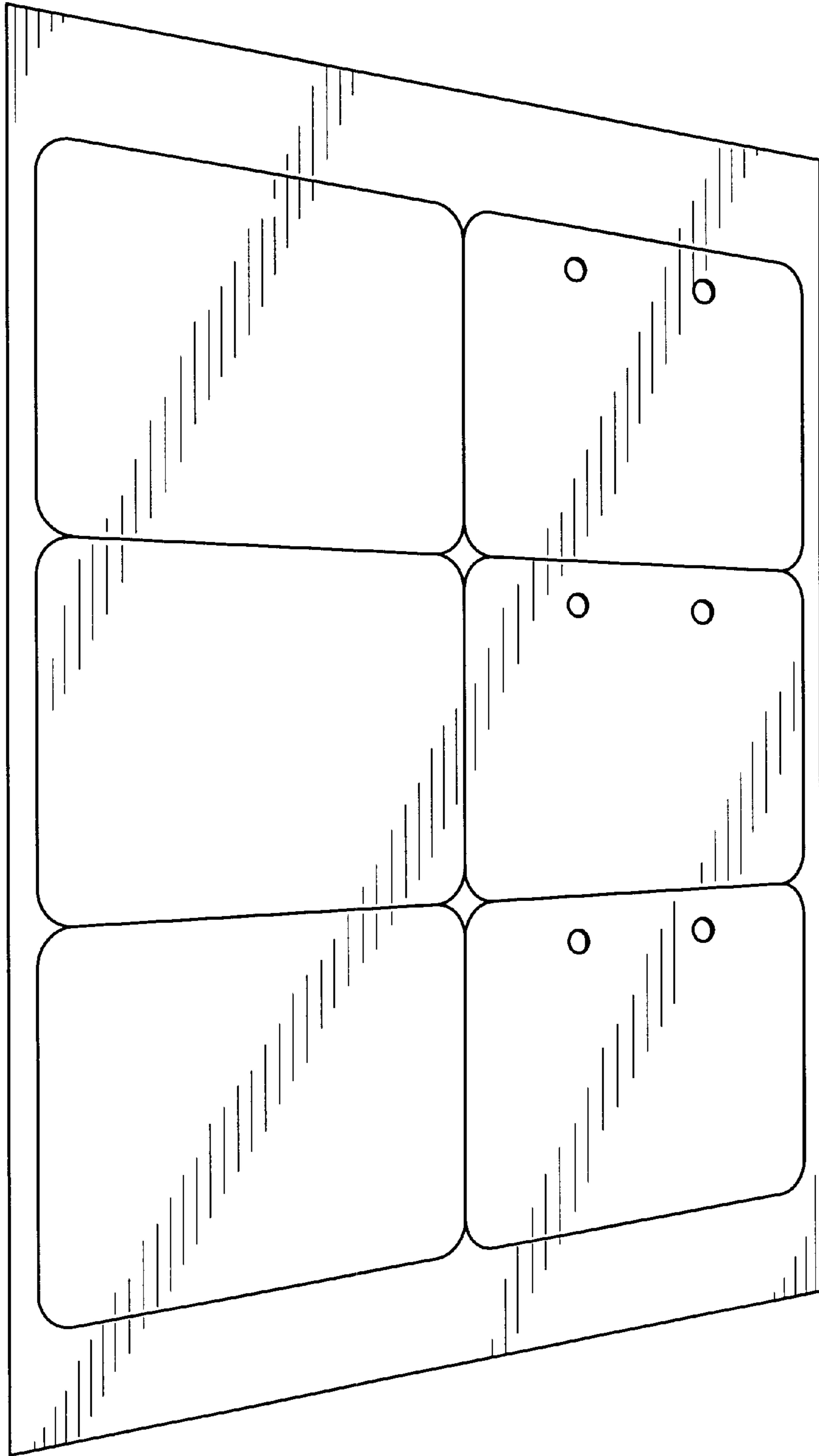
FIG. 5 is a rear elevational view of the laser printable card badge sheet shown in FIG. 1.

\* cited by examiner

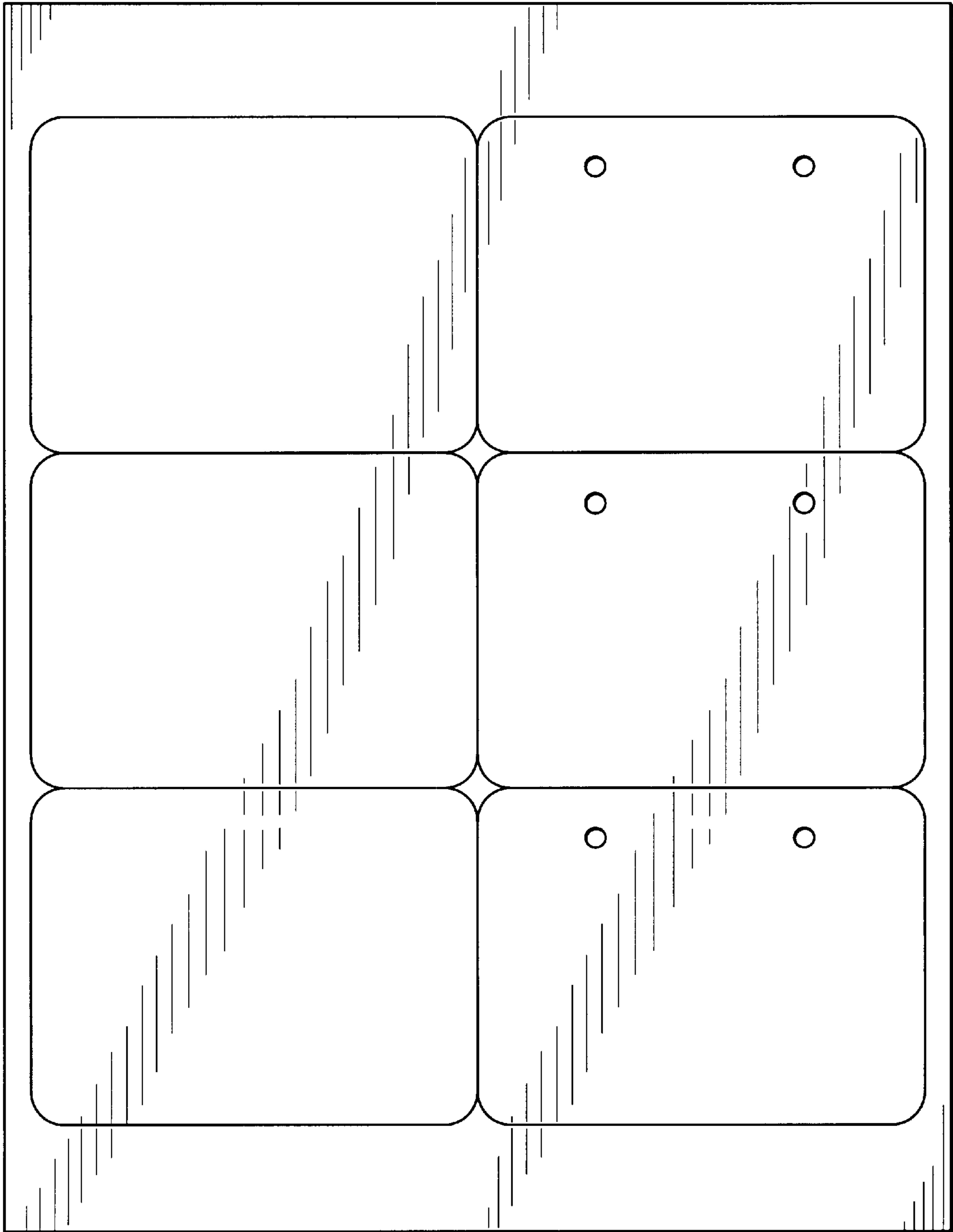
**1 Claim, 4 Drawing Sheets**



**FIG. 1**



**FIG. 2**



***FIG. 3***



***FIG. 4***



**FIG. 5**

