



US00D467263S

(12) **United States Design Patent**
Meeker et al.

(10) **Patent No.:** **US D467,263 S**
(45) **Date of Patent:** **** Dec. 17, 2002**

(54) **GUITAR BODY**

(75) Inventors: **William Meeker**, Bayville, NJ (US);
Joseph Grabowski, Seaside Heights,
NJ (US)

(73) Assignee: **American Showster, Inc.**, Bayville, NJ
(US)

(**) Term: **14 Years**

(21) Appl. No.: **29/130,406**

(22) Filed: **Sep. 29, 2000**

(51) **LOC (7) Cl.** **17-03**

(52) **U.S. Cl.** **D17/20; D17/19**

(58) **Field of Search** D17/14, 18, 19,
D17/20; 84/267, 268, 269, 291, 292

(56) **References Cited**

U.S. PATENT DOCUMENTS

568,108 A	9/1896	Brown	
594,436 A	* 11/1897	Simpson	84/268
627,067 A	* 6/1899	Simpson	84/268
D51,025 S	* 7/1917	Reams et al.	D17/19
1,764,679 A	* 6/1930	Gast	84/267
D208,949 S	10/1967	Jennings	D17/14

3,447,412 A	6/1969	Marshall	
D214,695 S	* 7/1969	Deal	D17/18
D227,804 S	7/1973	Miller	D17/18
D234,816 S	4/1975	Stonerock, Sr.	D17/18
D277,291 S	* 1/1985	Deal	D17/14
D384,689 S	* 10/1997	Najarian	D17/19

* cited by examiner

Primary Examiner—Adir Aronovich

(74) *Attorney, Agent, or Firm*—Selitto, Behr & Kim

(57) **CLAIM**

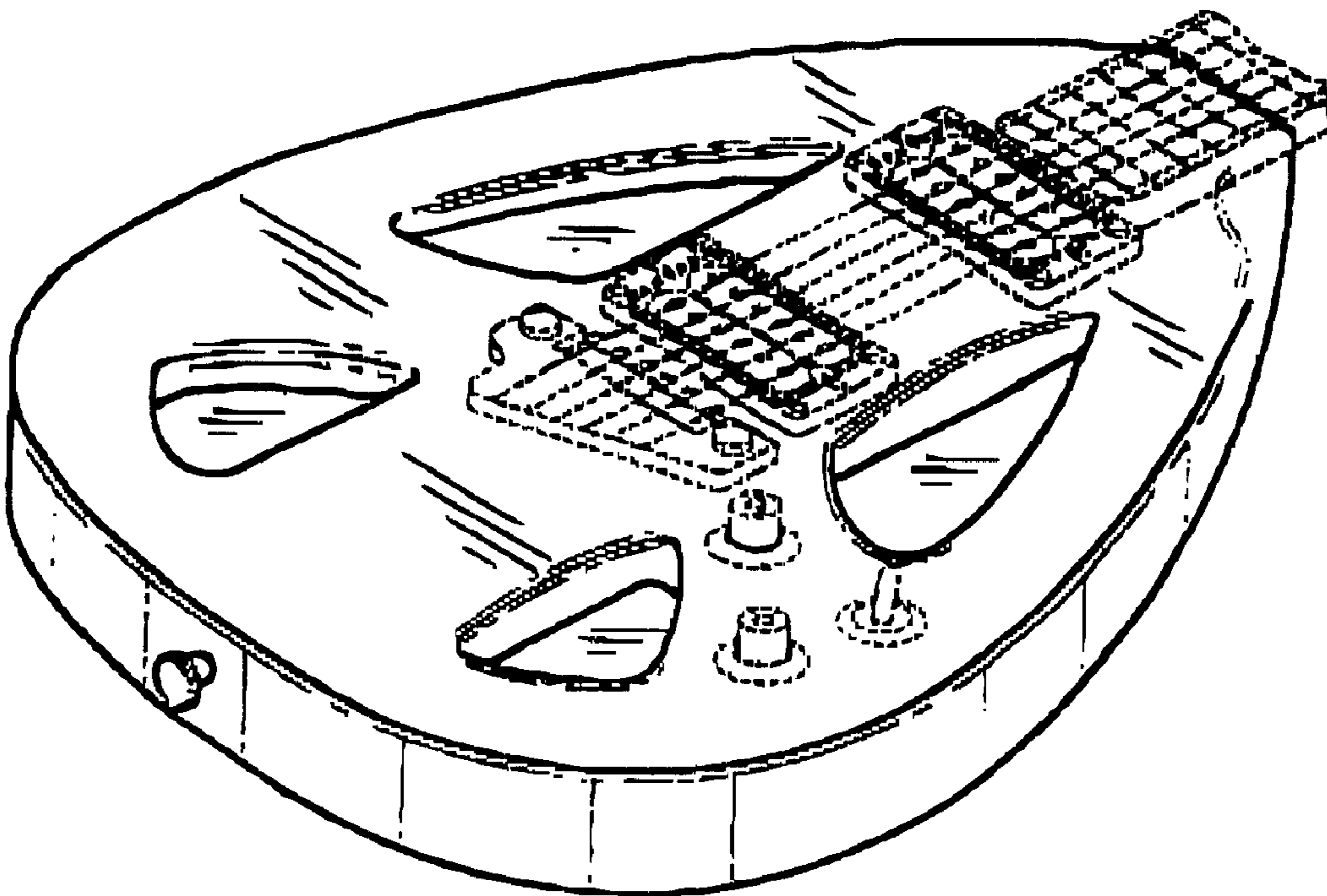
The ornamental design for a guitar body, as shown and described.

DESCRIPTION

FIG. 1 is a top perspective view of a guitar body showing our new design;
 FIG. 2 is a top plan view thereof;
 FIG. 3 is a front elevational view thereof;
 FIG. 4 is a right side elevational view thereof;
 FIG. 5 is a left side elevational view thereof;
 FIG. 6 is a rear elevational view thereof; and,
 FIG. 7 is a bottom plan view thereof.

The broken lines shown in FIG. 1 are to illustrate environment only and form no part of the claimed design.

1 Claim, 2 Drawing Sheets



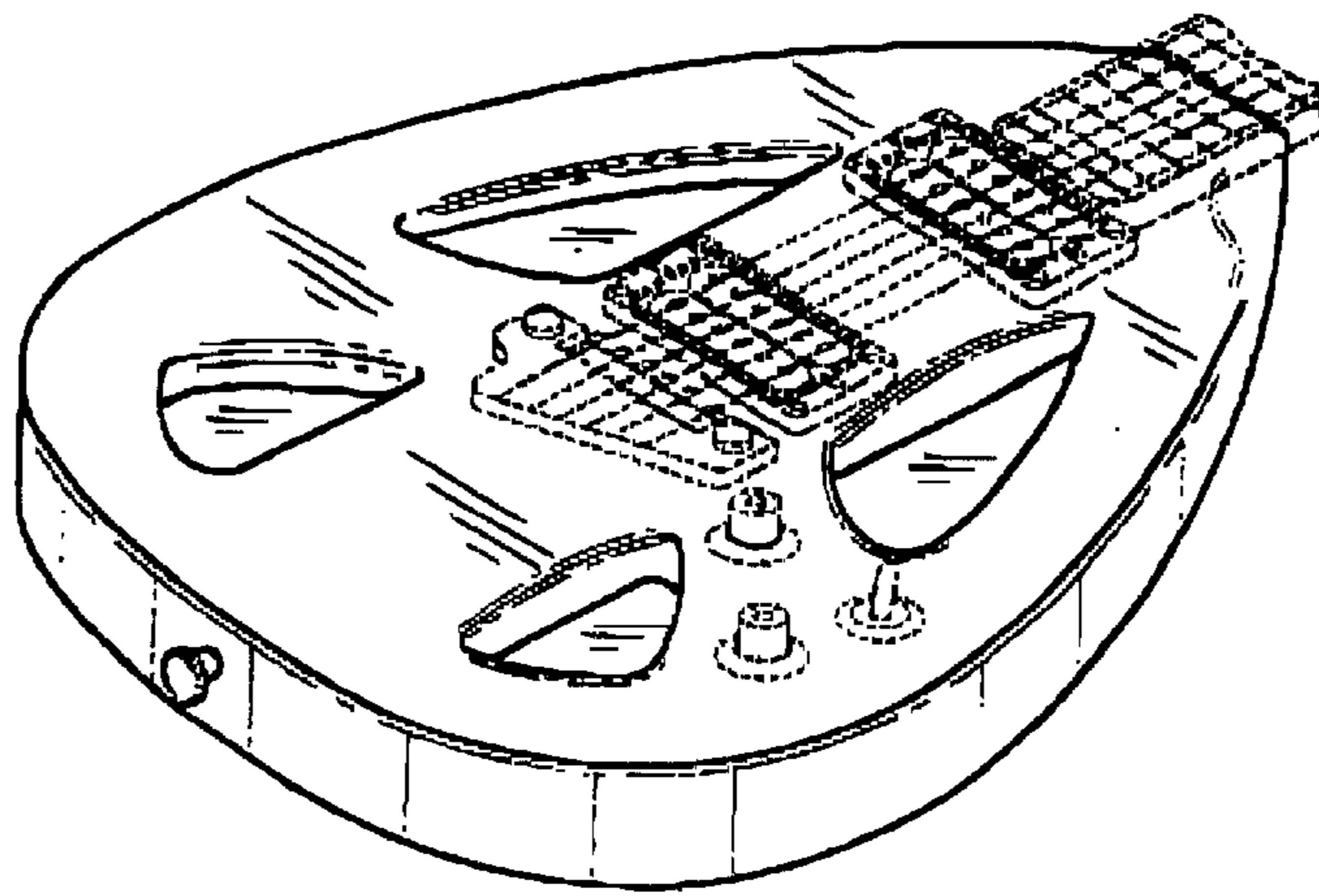


FIG. 1

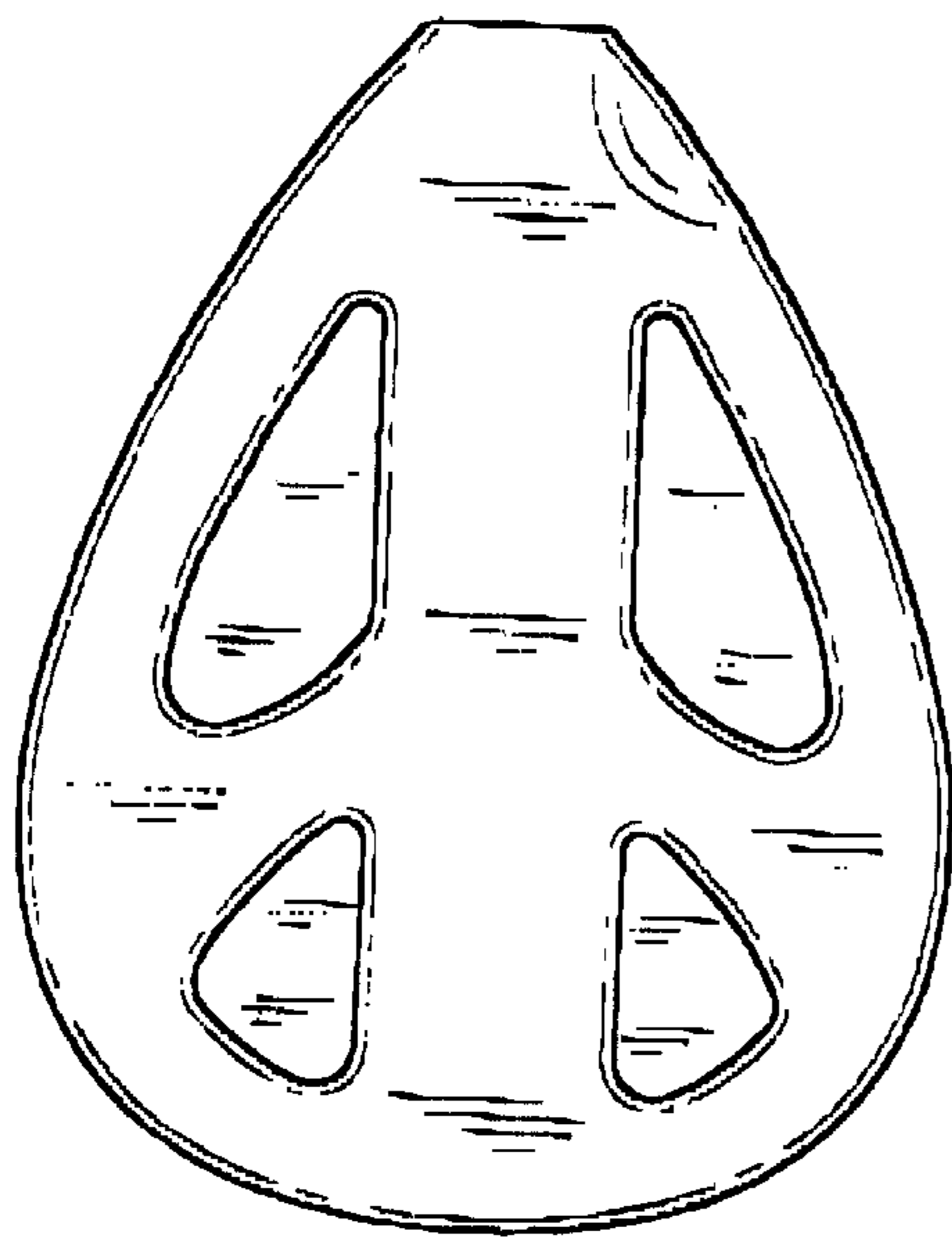


FIG. 2

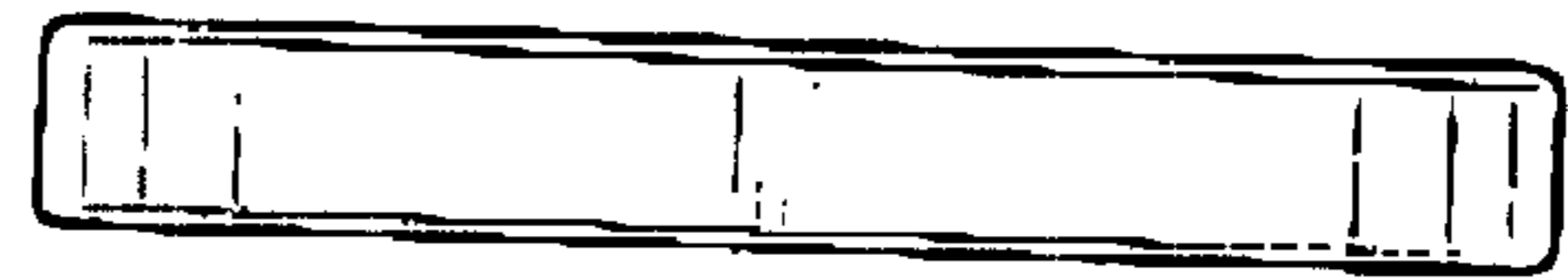


FIG. 3



FIG. 4



FIG. 5



FIG. 6

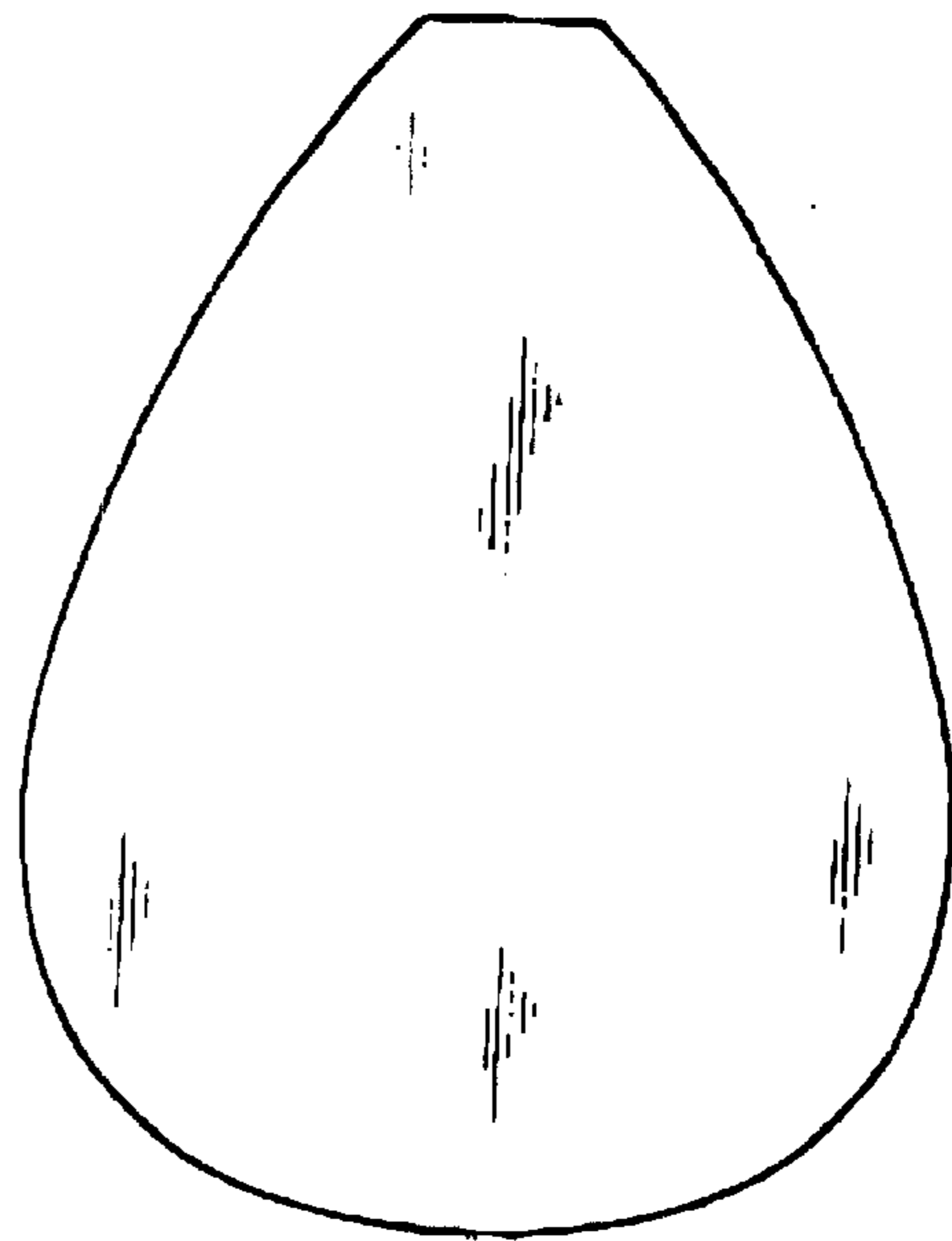


FIG. 7