



US00D467252S

(12) **United States Design Patent**  
**Lee**

(10) **Patent No.:**

**US D467,252 S**

(45) **Date of Patent:**

**\*\* Dec. 17, 2002**

(54) **DISPLAY SCREEN FOR A PORTABLE COMPUTING DEVICE**

D423,483 S \* 4/2000 Hodgson  
D423,484 S \* 4/2000 Dangelmaier et al.  
D432,507 S \* 10/2000 Brockel et al.  
D456,027 S \* 4/2002 Boehler et al.

(75) Inventor: **Simon U. Lee**, San Diego, CA (US)

\* cited by examiner

(73) Assignee: **Novatel Wireless, Inc.**, San Diego, CA (US)

*Primary Examiner*—M. H. Tung

(\*\*) Term: **14 Years**

(74) *Attorney, Agent, or Firm*—Lyon & Lyon LLP

(21) Appl. No.: **29/138,654**

(57) **CLAIM**

(22) Filed: **Mar. 15, 2001**

The ornamental design for a display screen for a portable computing device, substantially as shown and described.

(51) **LOC (7) Cl.** ..... **14-02**

**DESCRIPTION**

(52) **U.S. Cl.** ..... **D14/486**

(58) **Field of Search** ..... D14/485-95; D18/24-33; D19/6; D20/11; D21/324-33; 345/700-26, 764-862

FIG. 1 is a front view of a display screen for a portable computing device, the broken line drawing of a portable computing device is for illustrative purposes only and forms no part of the claimed invention; and,

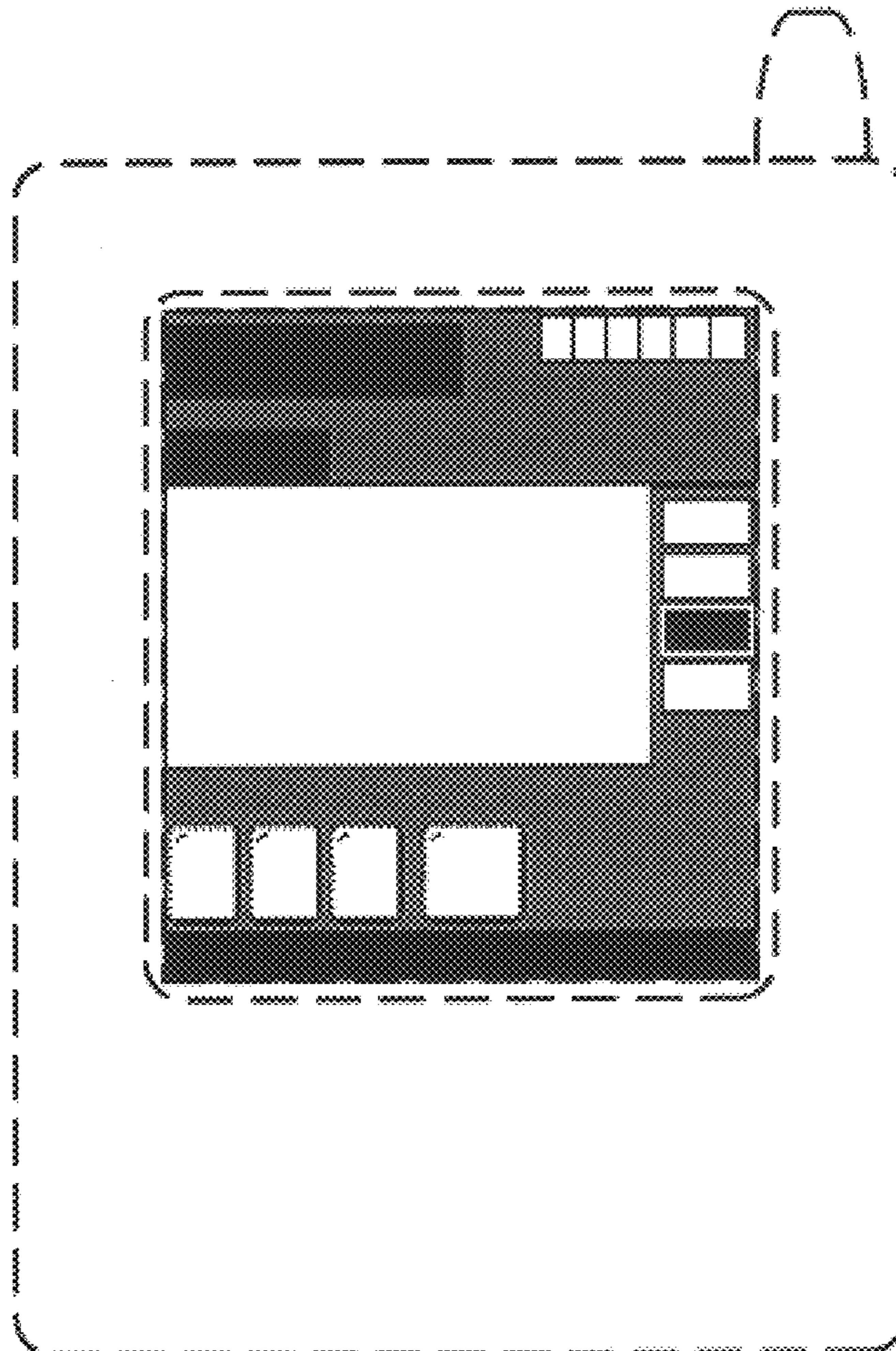
FIG. 2 is a front view of a second embodiment of a display screen for a portable computing device, the broken line drawing of a portable computing device is for illustrative purposes only and forms no part of the claimed invention.

(56) **References Cited**

**U.S. PATENT DOCUMENTS**

D419,144 S \* 1/2000 Baker et al.  
D420,974 S \* 3/2000 Coleman

**1 Claim, 2 Drawing Sheets**



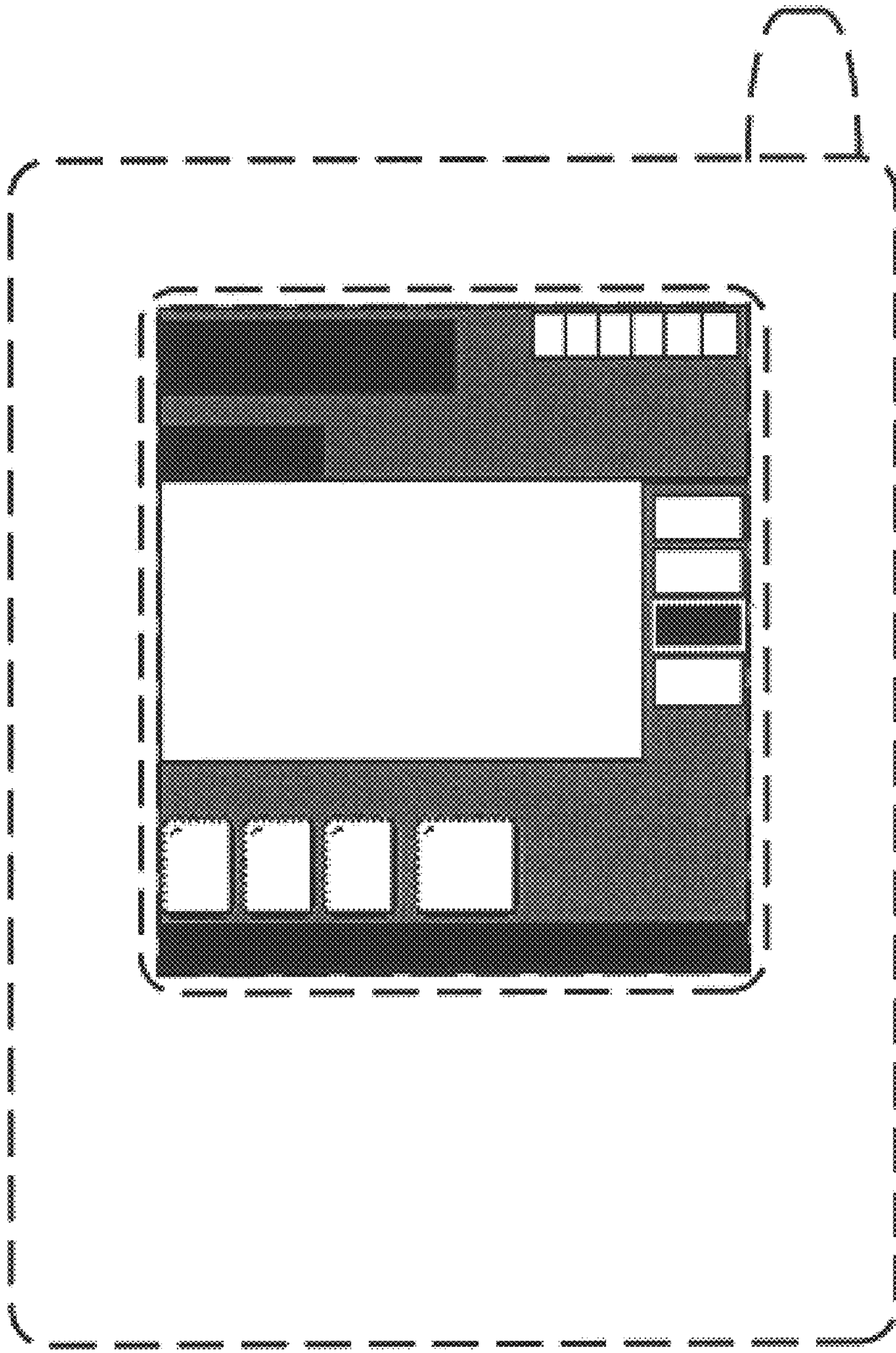


Figure 1

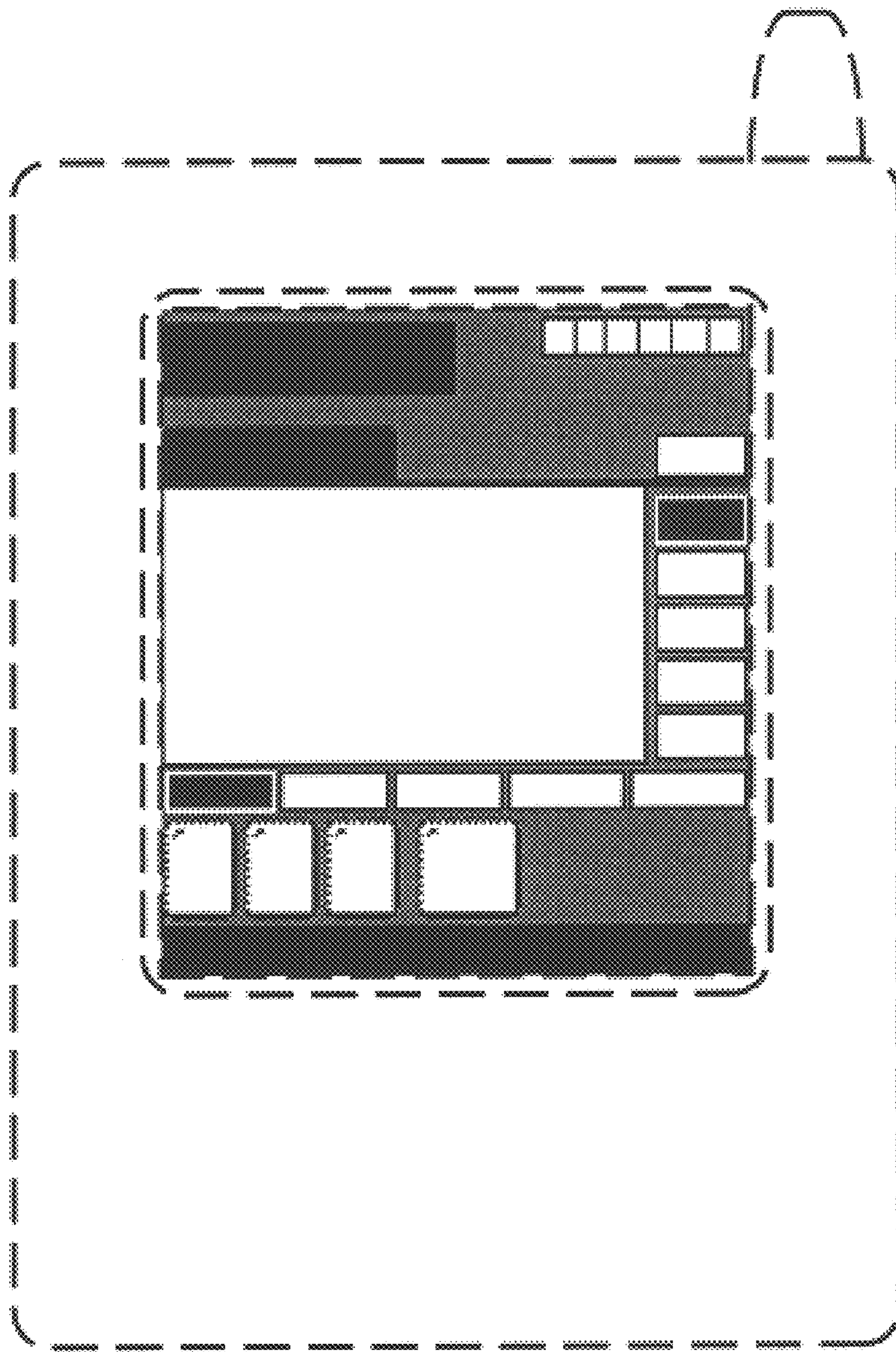


Figure 2