



US00D467251S

(12) **United States Design Patent**
Platz et al.

(10) **Patent No.:** **US D467,251 S**

(45) **Date of Patent:** **** Dec. 17, 2002**

(54) **GRAPHIC USER INTERFACE FOR A MEDICAL MONITOR**

(75) Inventors: **Axel Platz**, Munich (DE); **Karlheinz Glaser-Seidnitzer**, Nuremberg (DE); **Bert Boehler**, Schwabach (DE)

(73) Assignee: **Siemens Aktiengesellschaft**, Munich (DE)

(**) Term: **14 Years**

(21) Appl. No.: **29/111,608**

(22) Filed: **Sep. 30, 1999**

(30) **Foreign Application Priority Data**

Mar. 30, 1999 (DE) 499 03 349
Mar. 30, 1999 (DE) 499 03 348

(51) **LOC (7) Cl.** **14-02**

(52) **U.S. Cl.** **D14/486**

(58) **Field of Search** D14/485-95; D18/24-33;
D19/6; D20/11; D21/324-33; 345/700-726,
762-866

(56) **References Cited**

U.S. PATENT DOCUMENTS

D388,776 S * 1/1998 Zhang et al.

D389,133 S * 1/1998 Wimmer et al.

D392,266 S * 3/1998 Snyder et al.

D419,543 S * 1/2000 Warren et al.

D432,507 S * 10/2000 Brockel et al.

D438,213 S * 2/2001 Herget et al.

* cited by examiner

Primary Examiner—M. H. Tung

(74) *Attorney, Agent, or Firm*—Schiff Hardin & Waite

(57) **CLAIM**

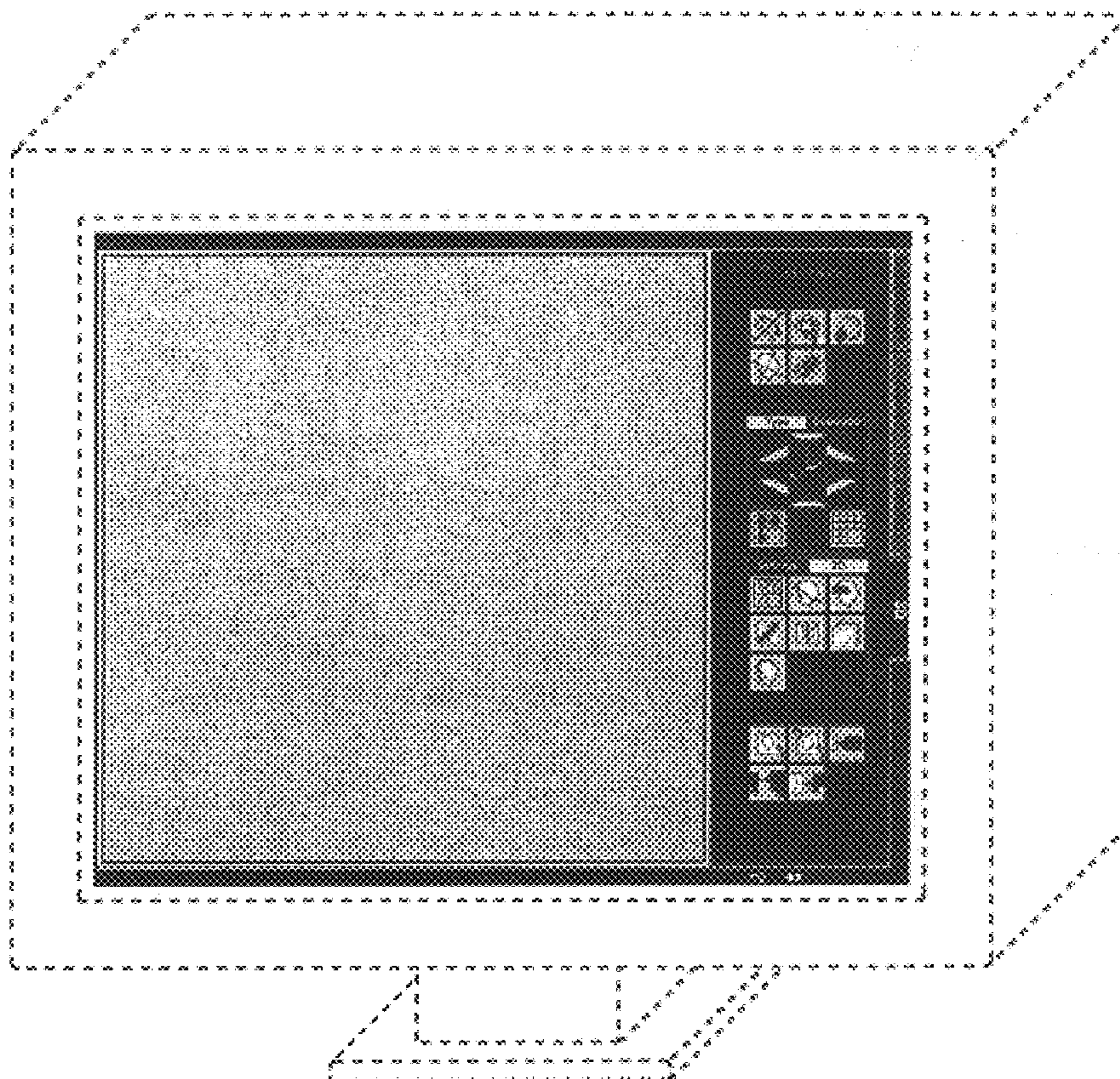
The ornamental design for a “graphic user interface for a medical monitor”, as shown and described.

DESCRIPTION

FIG. 1 is a top, front, right side perspective view of a graphical user interface for a medical monitor, the broken line drawing of a monitor is for illustrative purposes only and forms no part of the claimed design; and,

FIG. 2 is a front view of a second embodiment thereof, the broken line drawing of a monitor is for illustrative purposes only and forms no part of the claimed design.

1 Claim, 2 Drawing Sheets






FIG 1




FIG 2