



US00D467223S

(12) **United States Design Patent** (10) **Patent No.:** **US D467,223 S**  
**Baker et al.** (45) **Date of Patent:** **\*\* Dec. 17, 2002**

(54) **PNEUMATIC TIRE AND BUTTRESS**

D451,868 S \* 12/2001 Graas et al. .... D12/566

(75) Inventors: **Christopher T Baker**, Peninsula, OH (US); **Edward P Cercek**, Mogadore, OH (US); **Gavin P Edwards**, Tamworth (GB)

(73) Assignee: **Kumho & Co., Inc**, Kwangju (KR)

(\*\*) Term: **14 Years**

(21) Appl. No.: **29/154,190**

(22) Filed: **Jan. 18, 2002**

(51) **LOC (7) Cl.** ..... **12-15**

(52) **U.S. Cl.** ..... **D12/564**

(58) **Field of Search** ..... D12/544, 546, D12/547, 549, 551, 553, 554, 555, 558, 559, 560, 561, 562, 563, 564, 565, 566, 567, 579, 586, 588, 589, 590, 591, 595, 603; 152/209.1, 209.12, 209.13, 209.26, 209.27, 209.28

(56) **References Cited**

**U.S. PATENT DOCUMENTS**

D347,814 S	*	6/1994	Brayer	.....	D12/565
D392,228 S	*	3/1998	Eromaki	.....	D12/553
D397,650 S	*	9/1998	Himuro	.....	D12/551
D429,194 S	*	8/2000	Heinen et al.	.....	D12/566
D446,170 S	*	8/2001	Williams et al.	.....	D12/554
D451,861 S	*	12/2001	Graas	.....	D12/567

**OTHER PUBLICATIONS**

Mastercraft M-R 833-D Tire, 2000 Tread Design Guide, Jan. 2000, p. 44. 4/3.\*  
Dunlop Grandtrek SJ4 Tire, 2000 Tread Design Guide, Jan. 2000, p. 87. 4/3.\*

\* cited by examiner

*Primary Examiner*—Robert M. Spear

(74) *Attorney, Agent, or Firm*—Paul E Milliken; Ray L Weber

(57) **CLAIM**


The ornamental design for a pneumatic tire and buttress, as shown and described.

**DESCRIPTION**

FIG. 1 is a perspective view of a pneumatic tire tread and buttress showing our new design;  
FIG. 2 is a front elevational view thereof;  
FIG. 3 is a side elevational view thereof with the opposite side being a mirror image thereof; and,  
FIG. 4 is a greatly enlarged fragmentary perspective view thereof.

In the drawings, the broken lines defining the sidewall and inner bead and the peripheral boundary between the claimed tire tread and the sidewall are for illustrative purposes only and form no part of the claimed design.

**1 Claim, 4 Drawing Sheets**



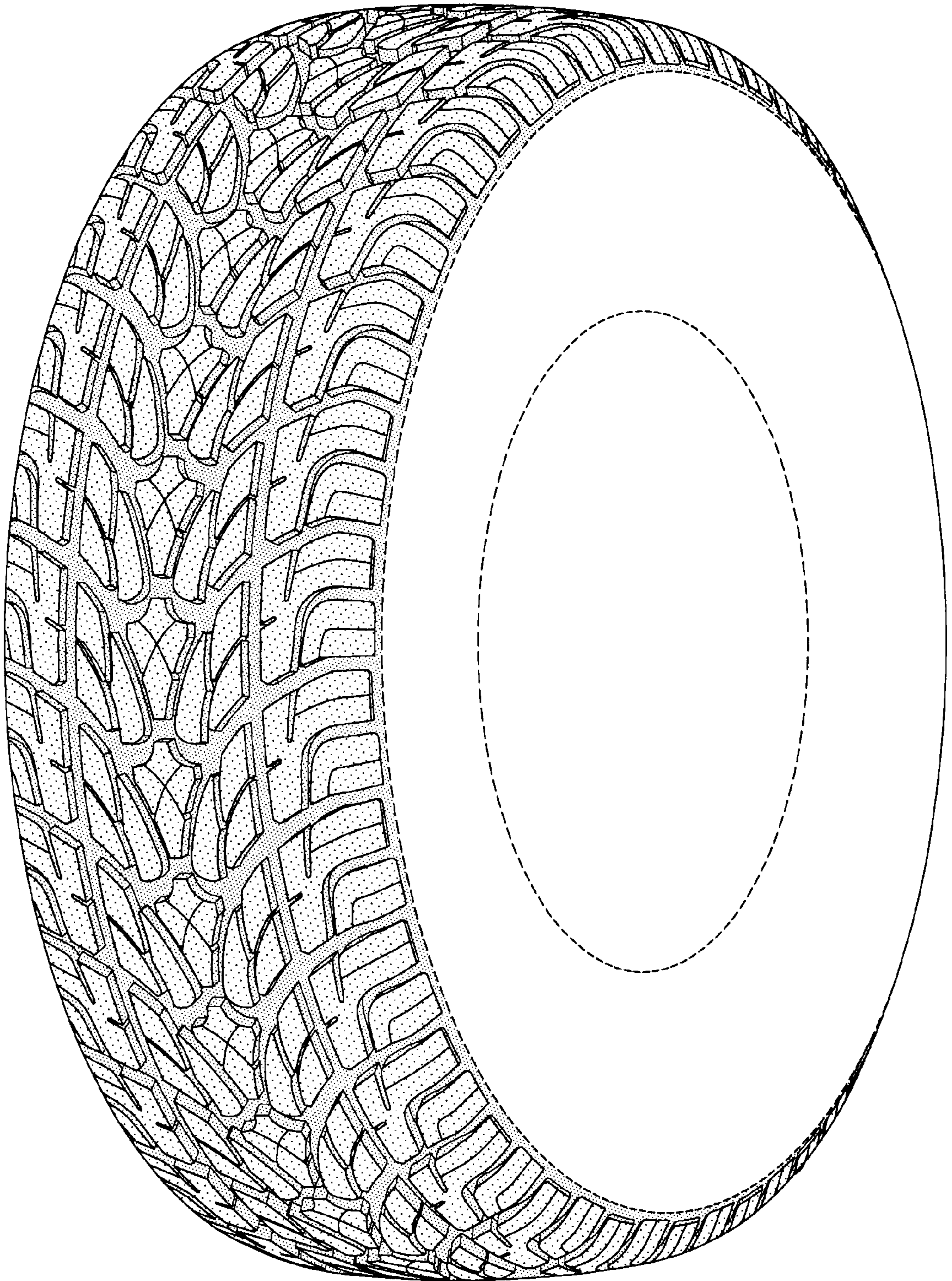


FIG-1




FIG-2

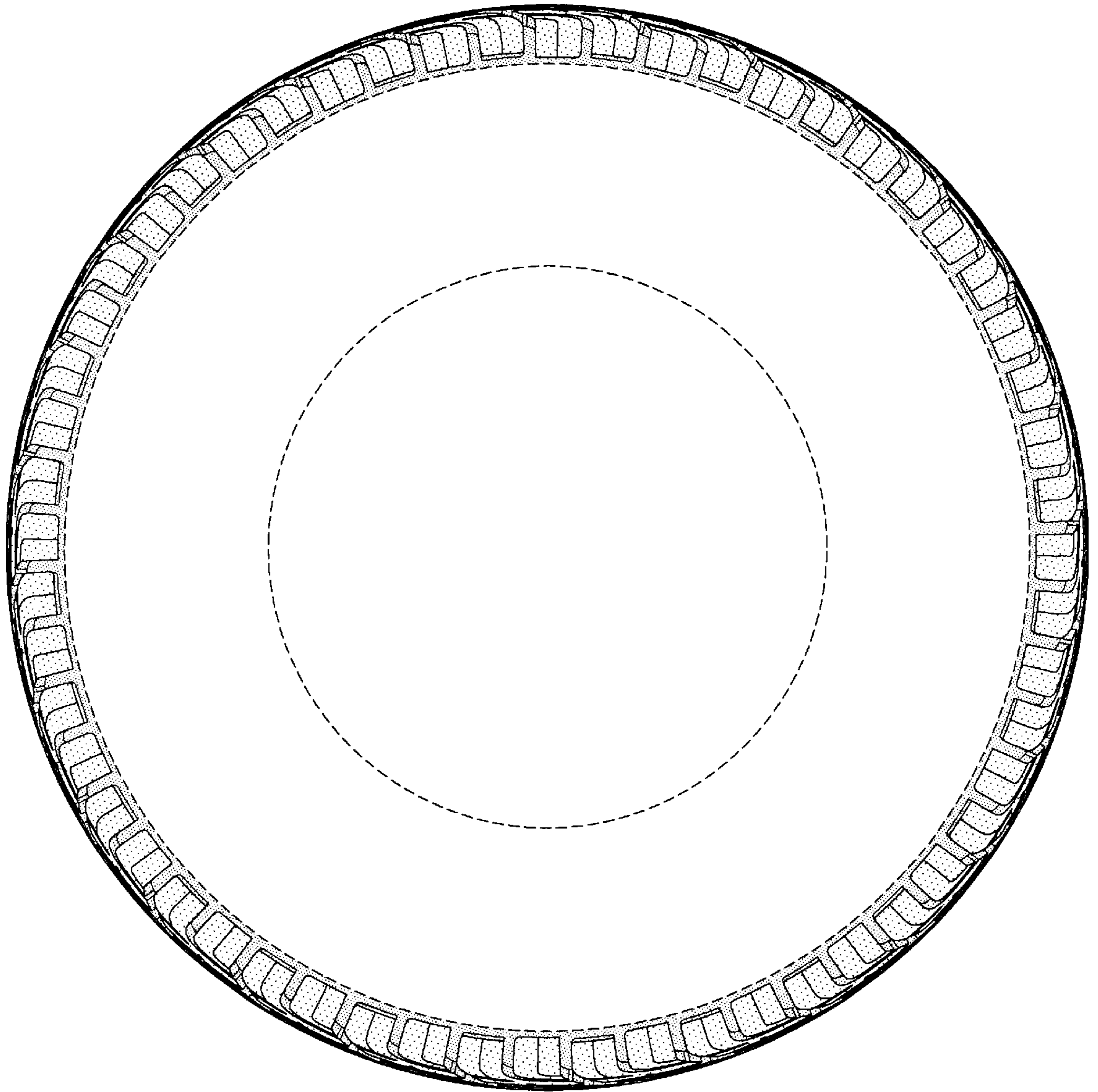


FIG-3

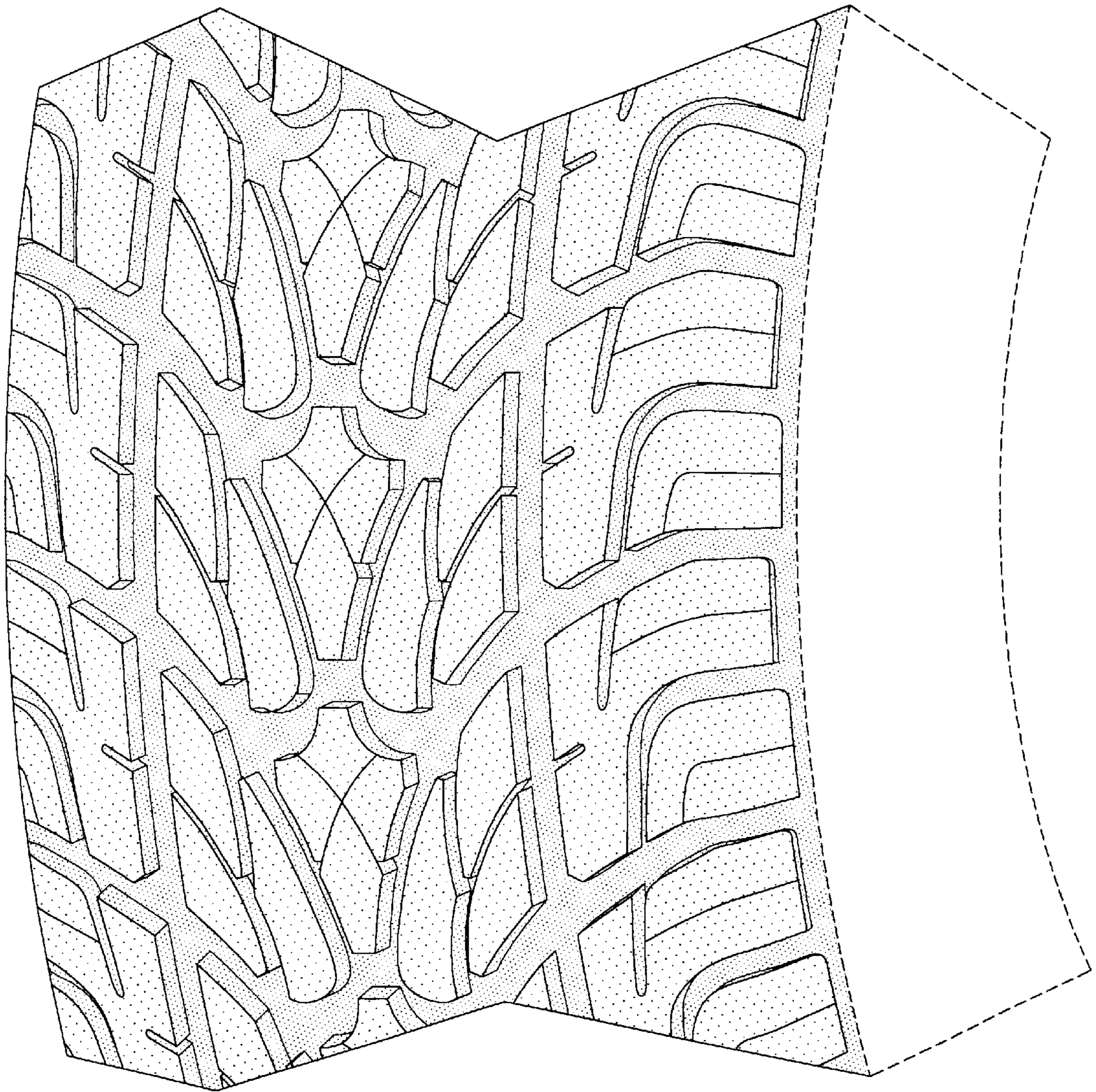


FIG-4