



US00D467214S

(12) **United States Design Patent**  
**Wolfe**

(10) **Patent No.:** **US D467,214 S**

(45) **Date of Patent:** **\*\* Dec. 17, 2002**

(54) **VEHICLE TIRE RIM**

(75) Inventor: **Andre S. Wolfe**, Detroit, MI (US)

(73) Assignee: **Their Fast Corporation**, Detroit, MI (US)

(\*\*) Term: **14 Years**

(21) Appl. No.: **29/149,592**

(22) Filed: **Oct. 12, 2001**

(51) **LOC (7) Cl.** ..... **12-16**

(52) **U.S. Cl.** ..... **D12/211**

(58) **Field of Search** ..... D12/204-211;  
301/37.1, 64.1, 65

(56) **References Cited**

**U.S. PATENT DOCUMENTS**

- D168,466 S \* 12/1952 Lyon ..... D12/211
- D258,732 S \* 3/1981 Schinella ..... D12/211
- D268,105 S \* 3/1983 Schinella ..... D12/211

- D275,193 S \* 8/1984 Schinella ..... D12/211
- D282,159 S \* 1/1986 Schell et al. .... D12/211
- D285,675 S \* 9/1986 Chandler ..... D12/209
- D388,757 S \* 1/1998 Johnson ..... D12/205
- D399,181 S \* 10/1998 McMath ..... D12/211
- D443,967 S \* 6/2001 Liao ..... D12/209 X
- D444,116 S \* 6/2001 Liao ..... D12/209

\* cited by examiner

*Primary Examiner*—Stacia Cadmus

(74) *Attorney, Agent, or Firm*—Dykema Gossett PLLC

(57) **CLAIM**

The ornamental design for a vehicle tire rim, as shown and described.

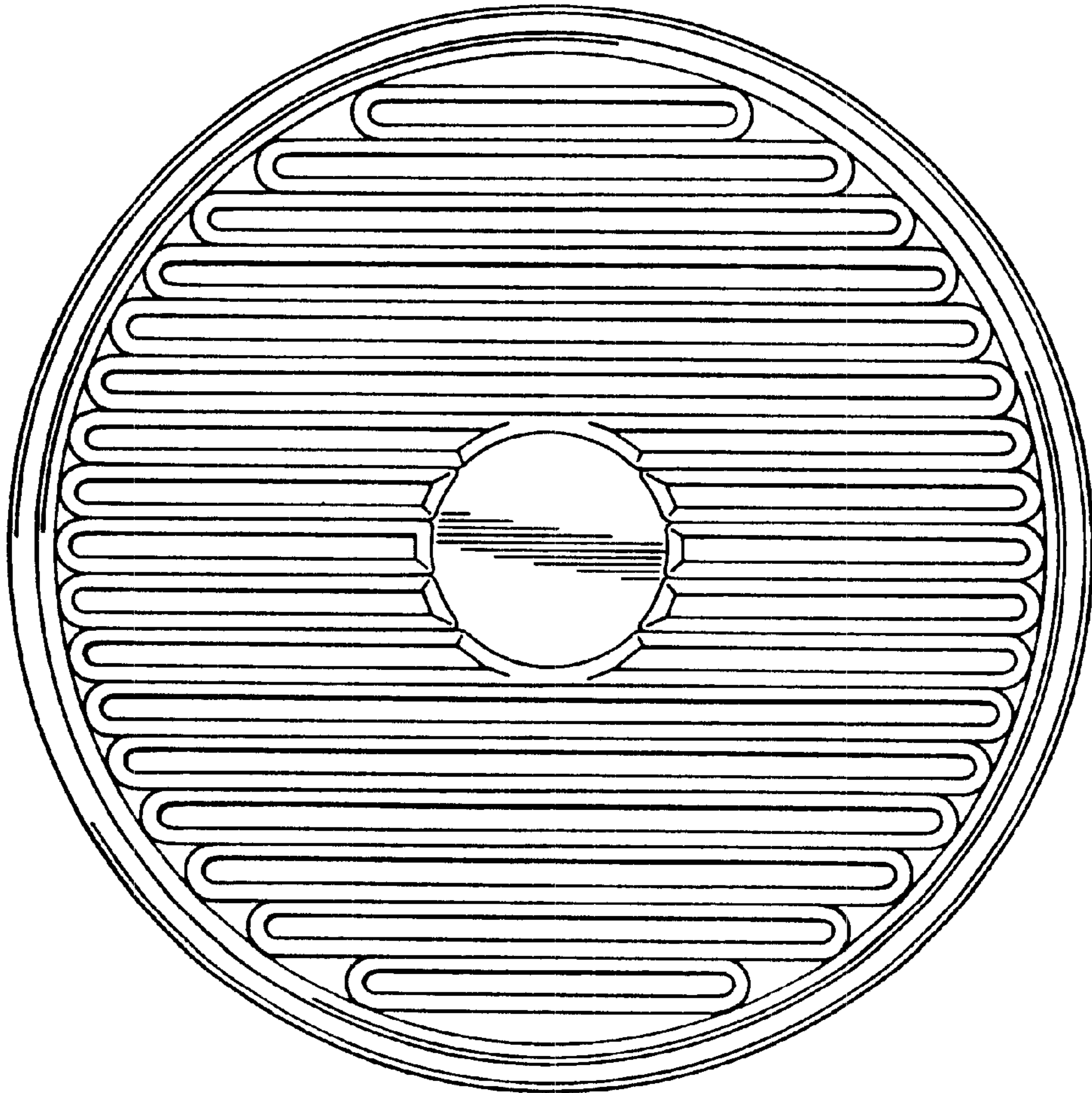
**DESCRIPTION**

FIG. 1 is a perspective view of a vehicle tire rim showing my new design;

FIG. 2 is a front elevational view thereof; and,

FIG. 3 is a side view thereof.

**1 Claim, 2 Drawing Sheets**



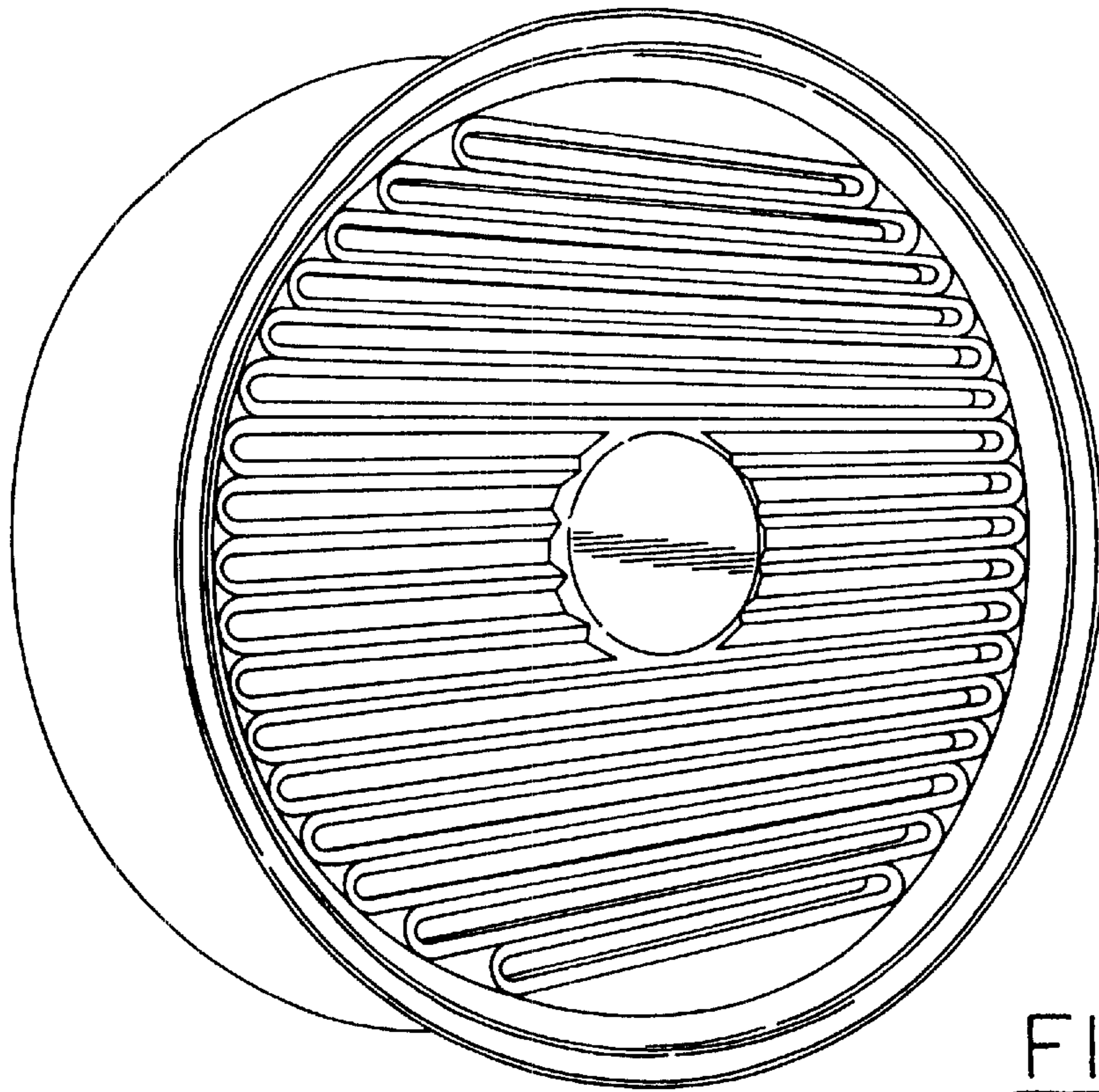


FIG. 1

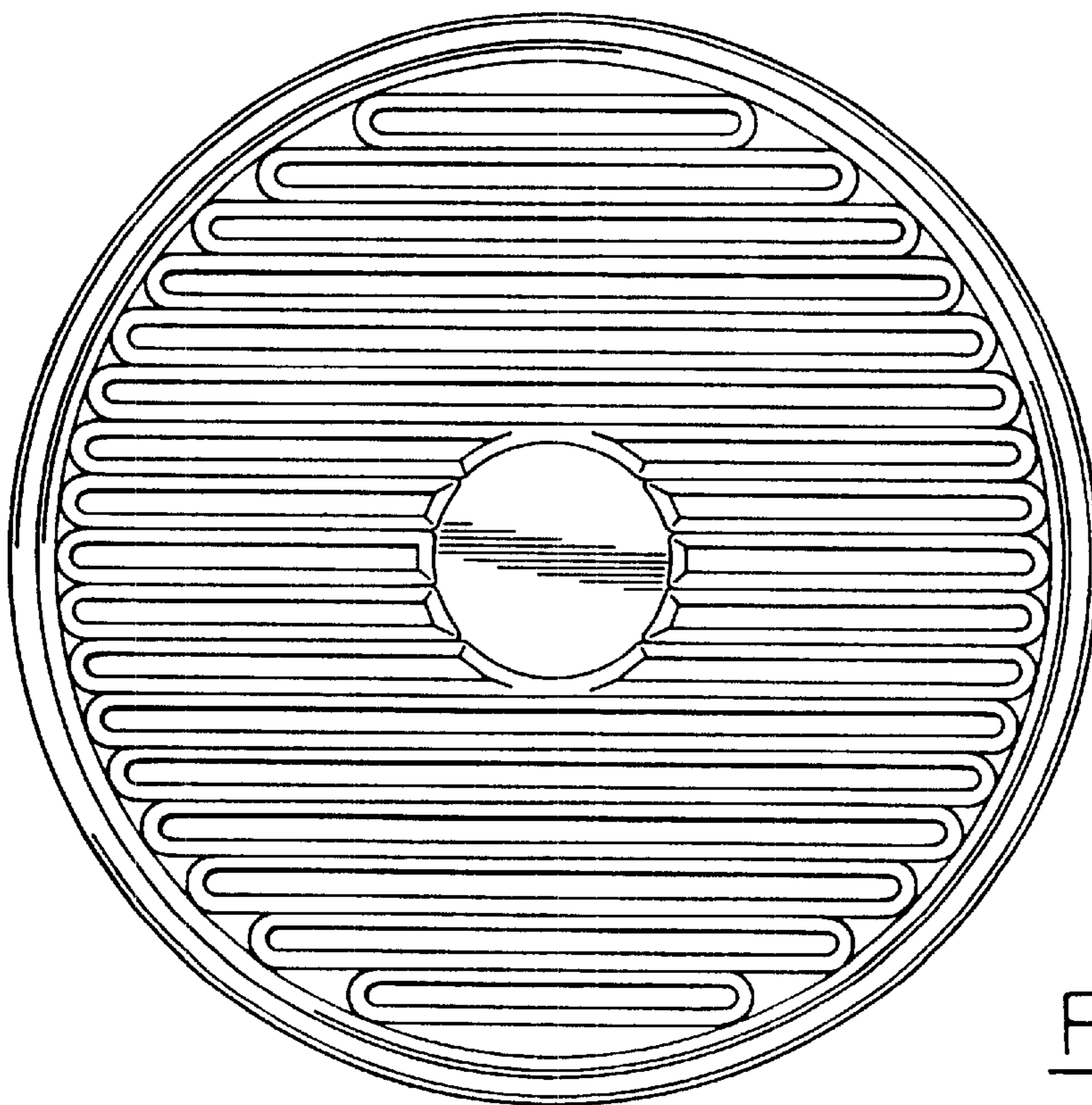


FIG. 2




FIG. 3