



US00D467212S

(12) **United States Design Patent**
Noriega

(10) **Patent No.:** **US D467,212 S**

(45) **Date of Patent:** **** Dec. 17, 2002**

(54) **WHEEL**

(75) **Inventor:** **Frank Noriega, Pico Rivera, CA (US)**

(73) **Assignee:** **Mizati Luxury Alloy Wheels, Inc.,
Paramount, CA (US)**

(**) **Term:** **14 Years**

(21) **Appl. No.:** **29/164,207**

(22) **Filed:** **Jul. 19, 2002**

(51) **LOC (7) Cl.** **12-16**

(52) **U.S. Cl.** **D12/209**

(58) **Field of Search** **D12/204-211;
301/37.101, 64.101, 65**

D438,832 S	*	3/2001	Ong	D12/209
D442,134 S	*	5/2001	Chung	D12/209
D442,135 S	*	5/2001	Chrysanto et al.	D12/209
D444,758 S		7/2001	Mendez	D12/211
D445,084 S		7/2001	Mendez	D12/211
D448,336 S		9/2001	Mendez	D12/209
D455,696 S	*	4/2002	Foose	D12/209
D460,939 S	*	7/2002	Chung	D12/209
D461,155 S	*	8/2002	Takechi	D12/209

* cited by examiner

Primary Examiner—Stacia Cadmus

(74) *Attorney, Agent, or Firm*—Lawrence N. Ginsberg

(57) **CLAIM**

The ornamental design for a wheel, as shown and described.

DESCRIPTION

FIG. 1 is a front perspective view of a wheel, showing my new design;

FIG. 2 is a front view thereof; and,


FIG. 3 is a side view thereof.

1 Claim, 2 Drawing Sheets

(56) **References Cited**

U.S. PATENT DOCUMENTS

D388,046 S	*	12/1997	Roesianto	D12/209
D425,849 S	*	5/2000	Chung	D12/209
D435,006 S	*	12/2000	Brown	D12/209
D438,157 S	*	2/2001	Donikoglu	D12/209
D438,831 S	*	3/2001	McMath	D12/209






FIG. 1




FIG. 3




FIG. 2