



US00D467207S

(12) **United States Design Patent**
Siegert et al.

(10) **Patent No.:** **US D467,207 S**

(45) **Date of Patent:** **** Dec. 17, 2002**

(54) **FRONTAL CONFIGURATION OF A STEERING WHEEL**

D420,963 S * 2/2000 Conterno D12/176
D424,488 S * 5/2000 Thorpe D12/176
D438,151 S * 2/2001 Pfeiffer D12/176
D440,915 S * 4/2001 Kagawa et al. D12/176

(75) Inventors: **Franz-Josef Siegert**, Herrenberg (DE);
Romuald Juraschek, Althengstett (DE)

* cited by examiner

(73) Assignee: **Dr. Ing. h.c.F. Porsche**
Aktiengesellschaft, Stuttgart (DE)

Primary Examiner—Melody N. Brown
(74) *Attorney, Agent, or Firm*—Crowell & Moring LLP

(**) Term: **14 Years**

(57) **CLAIM**

(21) Appl. No.: **29/151,804**

The ornamental design for a frontal configuration of a steering wheel, as shown and described.

(22) Filed: **Dec. 12, 2001**

(30) **Foreign Application Priority Data**

DESCRIPTION

Jun. 12, 2001 (DE) 401 05 158

FIG. 1 is a front view of a frontal configuration of a steering wheel according to our novel design; and,

(51) **LOC (7) Cl.** **12-16**

FIG. 2 is a perspective view of the frontal configuration of a steering wheel according to our novel design.

(52) **U.S. Cl.** **D12/176**

(58) **Field of Search** D12/176, 175;
74/552

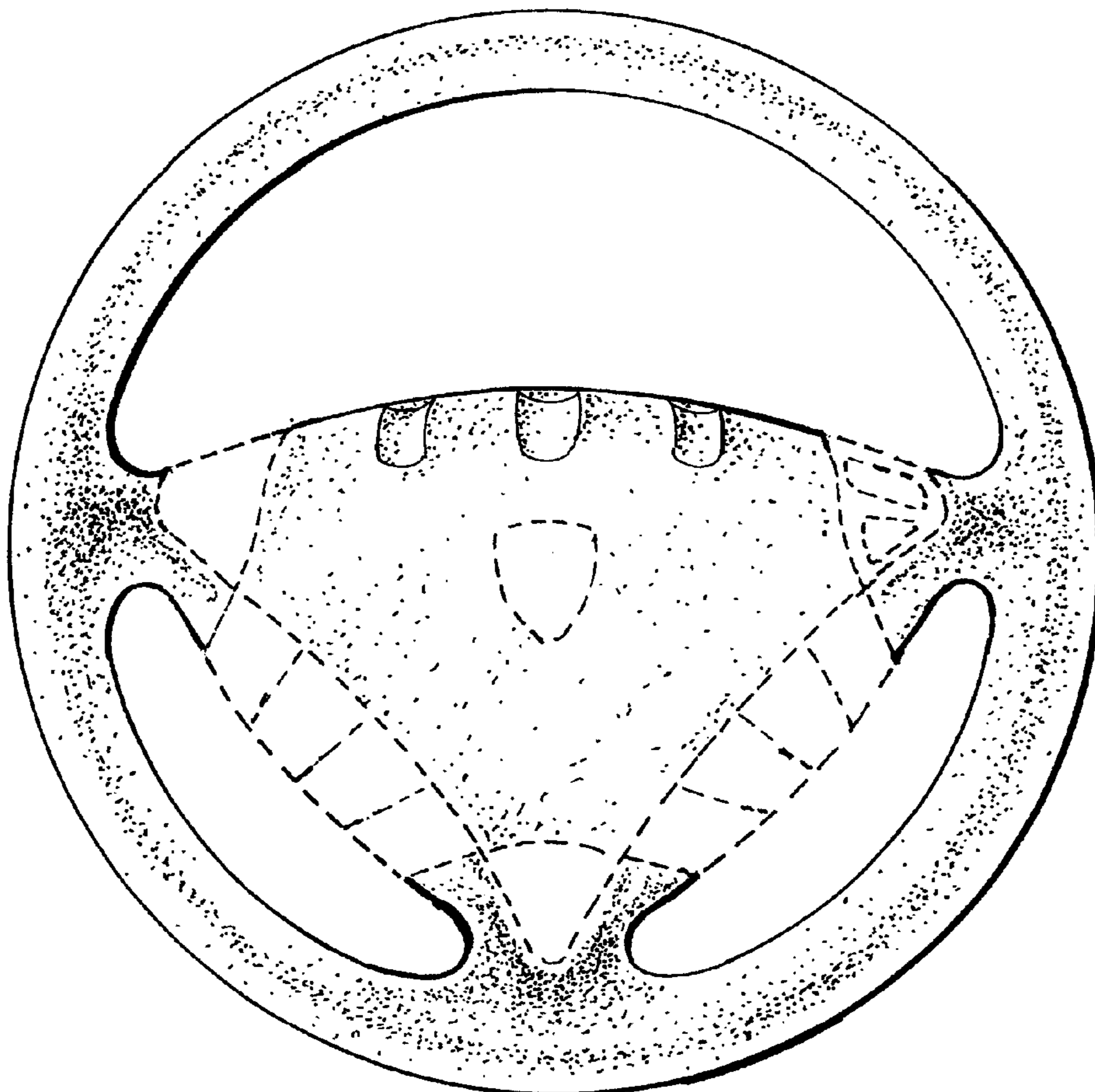
The broken lines included in the drawings depict environment and are not part of the claimed design. Also enclosed is a set of photographs of an embodiment of our invention.

(56) **References Cited**

U.S. PATENT DOCUMENTS

D398,569 S * 9/1998 Sacco et al. D12/176

1 Claim, 1 Drawing Sheet



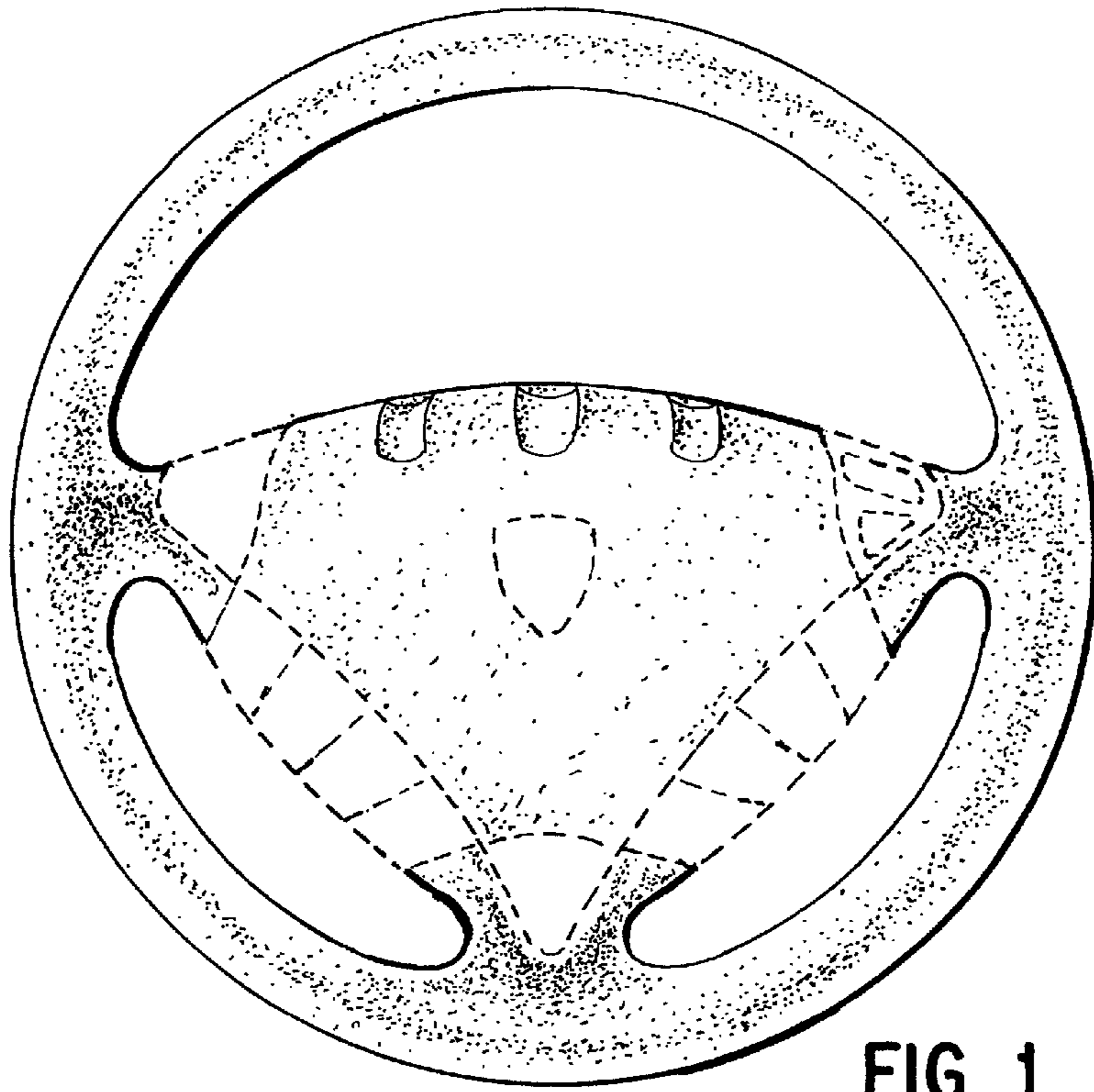


FIG. 1

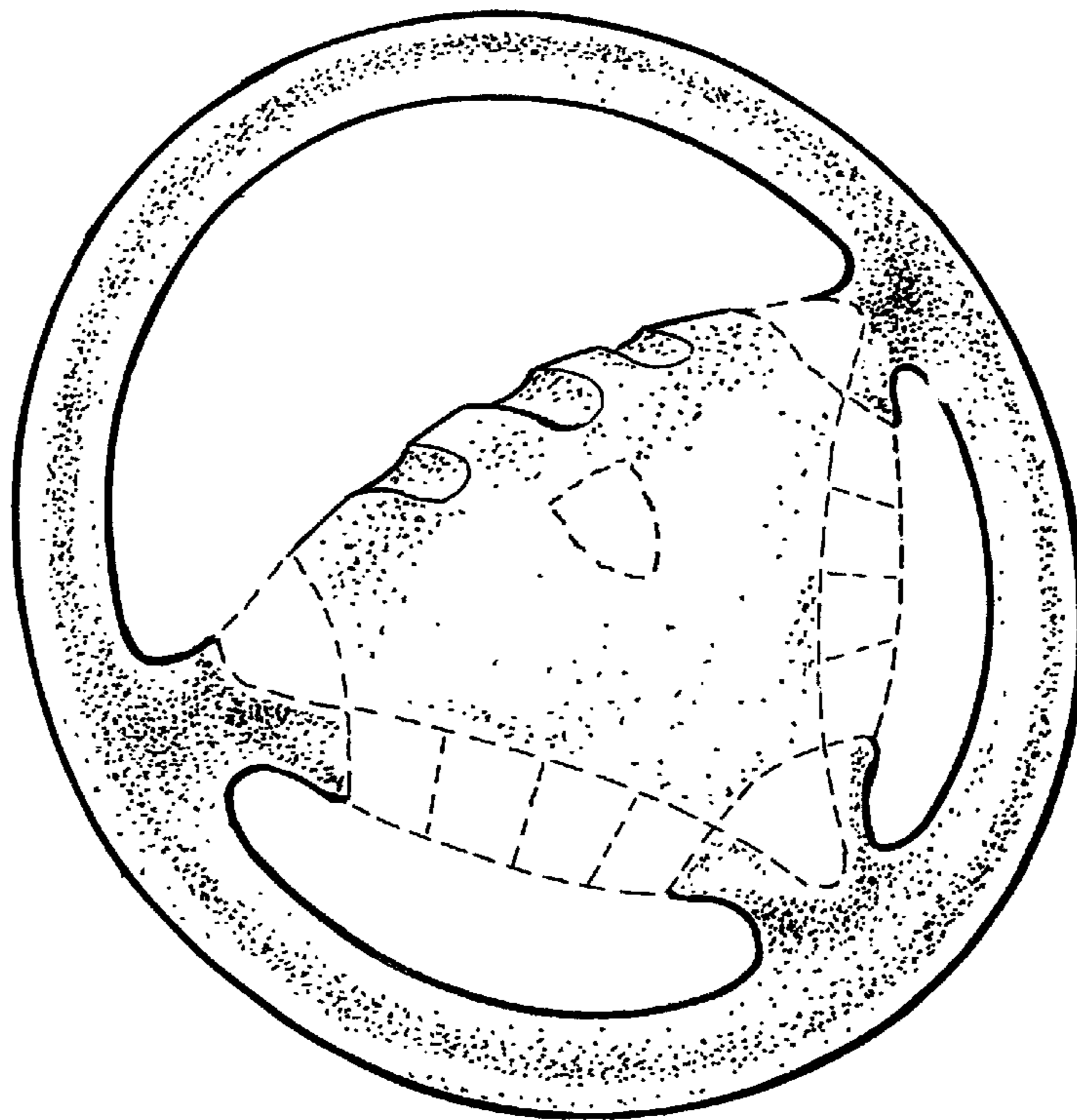


FIG. 2