

US00D467206S

(12) **United States Design Patent**  
**Warming**

(10) **Patent No.:** **US D467,206 S**

(45) **Date of Patent:** **\*\* Dec. 17, 2002**

(54) **SURFACE CONFIGURATION OF A FRONT BUMPER FOR A VEHICLE**

D452,207 S \* 12/2001 Ishii et al. .... D12/169  
D453,312 S \* 2/2002 Sacco et al. .... D12/169

(75) Inventor: **Anders Warming**, Malibu, CA (US)

\* cited by examiner

(73) Assignee: **Bayerische Motoren Werke  
Aktiengesellschaft**, Munich (DE)

*Primary Examiner*—Melody N. Brown

(74) *Attorney, Agent, or Firm*—Crowell & Moring LLP

(\*\*) Term: **14 Years**

(57) **CLAIM**

The ornamental design for a surface configuration of a front bumper for a vehicle, as shown and described.

(21) Appl. No.: **29/154,714**

**DESCRIPTION**

(22) Filed: **Jan. 30, 2002**

(30) **Foreign Application Priority Data**

Jul. 30, 2001 (DE) ..... 401 06 965

(51) **LOC (7) Cl.** ..... **12-16**

(52) **U.S. Cl.** ..... **D12/169**

(58) **Field of Search** ..... D12/169, 196,  
D12/90-92; 296/180.1, 180.2; 293/102,  
113, 115, 117, 120

FIG. 1 is a left, perspective view of a surface configuration of a front bumper for a vehicle according to my novel design, the right, perspective view being mirror symmetrical;

FIG. 2 is a front view of the surface configuration of a front bumper for a vehicle according to my novel design; and, FIG. 3 is a right side view of the surface configuration of a front bumper for a vehicle according to my novel design, the left side view being mirror symmetrical.


The broken lines included depict environment and are not part of the claimed design. Also enclosed is a set of photographs of an embodiment of my invention.

(56) **References Cited**

**U.S. PATENT DOCUMENTS**

D419,932 S \* 2/2000 Horbasy ..... D12/169  
D444,112 S \* 6/2001 Shivazu ..... D12/169

**1 Claim, 1 Drawing Sheet**



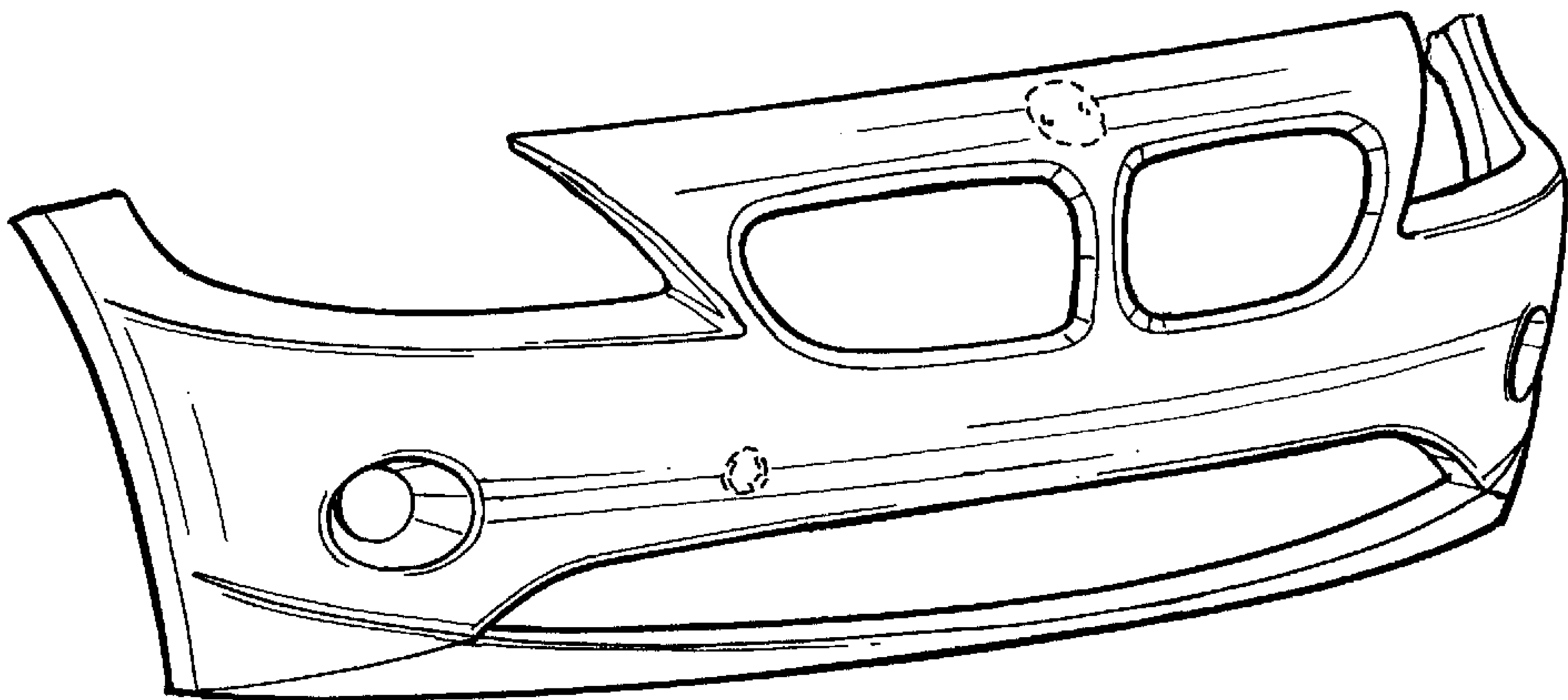


FIG. 1




FIG. 2

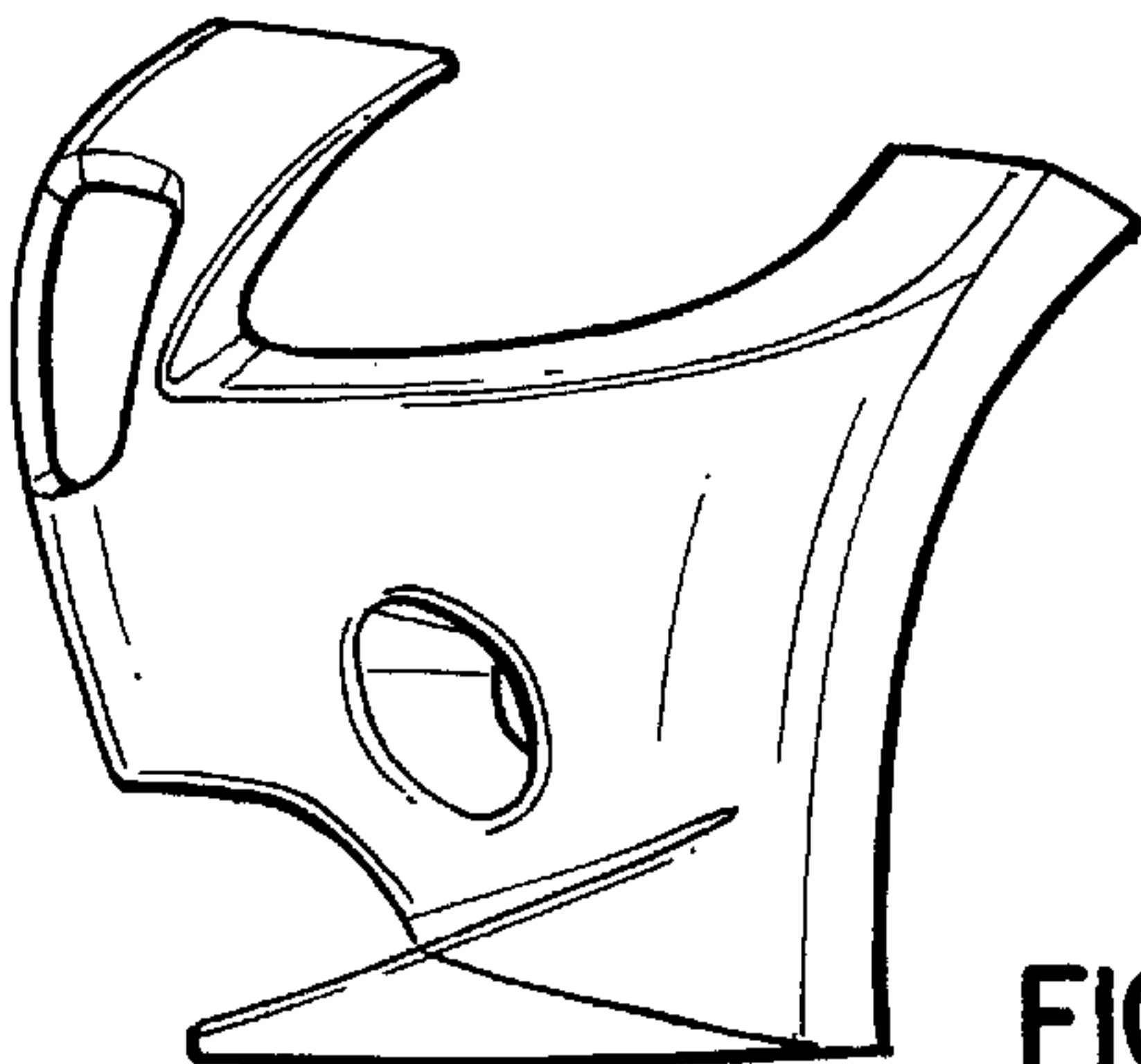


FIG. 3