



US00D467205S

(12) **United States Design Patent**
Warming

(10) **Patent No.:** **US D467,205 S**

(45) **Date of Patent:** **** Dec. 17, 2002**

(54) **SURFACE CONFIGURATION OF A REAR BUMPER FOR A VEHICLE**

D452,670 S * 1/2002 Ishii et al. D12/169
D453,719 S * 2/2002 Sacco et al. D12/169
D455,382 S * 4/2002 Gallitzendoerfer et al. D12/196

(75) Inventor: **Anders Warming**, Malibu, CA (US)

* cited by examiner

(73) Assignee: **Bayerische Motoren Werke Aktiengesellschaft**, Munich (DE)

Primary Examiner—Melody N. Brown

(74) *Attorney, Agent, or Firm*—Crowell & Moring LLP

(**) Term: **14 Years**

(57) **CLAIM**

(21) Appl. No.: **29/154,705**

The ornamental design for a surface configuration of a rear bumper for a vehicle, as shown and described.

(22) Filed: **Jan. 30, 2002**

DESCRIPTION

(30) **Foreign Application Priority Data**

Jul. 30, 2001 (DE) 401 06 965

This application is related to co-pending U.S. application Ser. No. 29/154,716, of the inventor, filed on even date herewith and entitled "Surface Configuration of a Vehicle, Toy and Miscellaneous Consumer Products Incorporating the Design."

(51) **LOC (7) Cl.** **12-16**

(52) **U.S. Cl.** **D12/169**

(58) **Field of Search** D12/169, 196,
D12/90-92; 296/180.1, 180.2; 293/113,
102, 115, 117, 120

FIG. 1 is a left, perspective view of a surface configuration of a rear bumper for a vehicle according to my novel; FIG. 2 is a front view of a surface configuration of a rear bumper for a vehicle according to my novel design; and, FIG. 3 is a left side view of the surface configuration of a rear bumper for a vehicle according to my novel design.

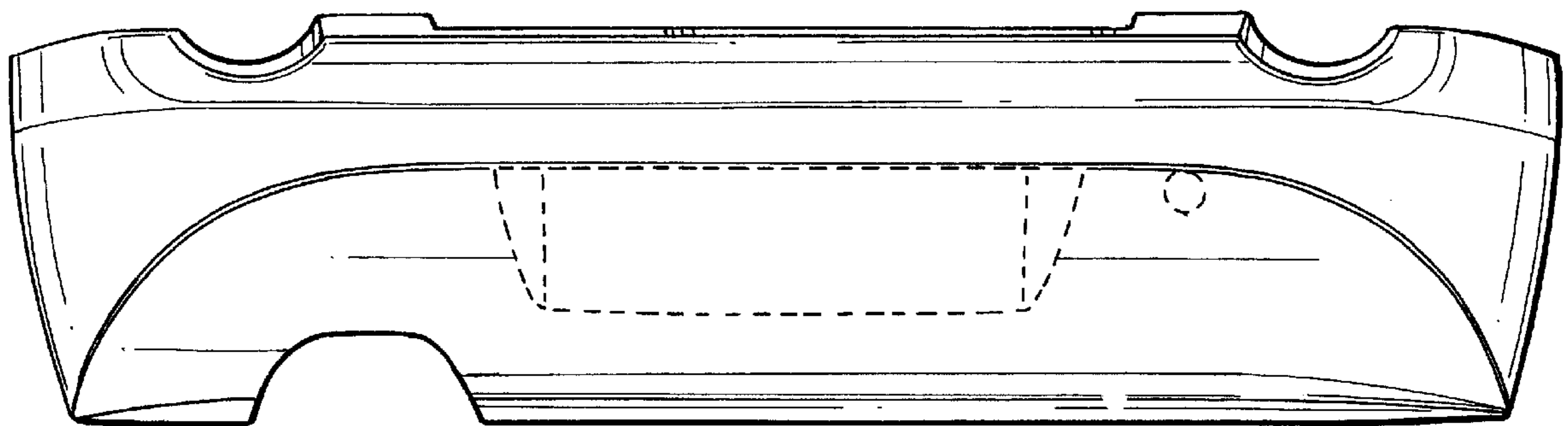
(56) **References Cited**

The broken lines included depict environment and are not part of the claimed design. Also enclosed is a set of photographs of an embodiment of my invention.

U.S. PATENT DOCUMENTS

D415,087 S * 10/1999 Sacco et al. D12/169
D427,955 S * 7/2000 Sacco et al. D12/169
D437,573 S * 2/2001 Luc D12/169
D439,553 S * 3/2001 Sacco et al. D12/169
D452,669 S * 1/2002 Yokomaku D12/169

1 Claim, 1 Drawing Sheet



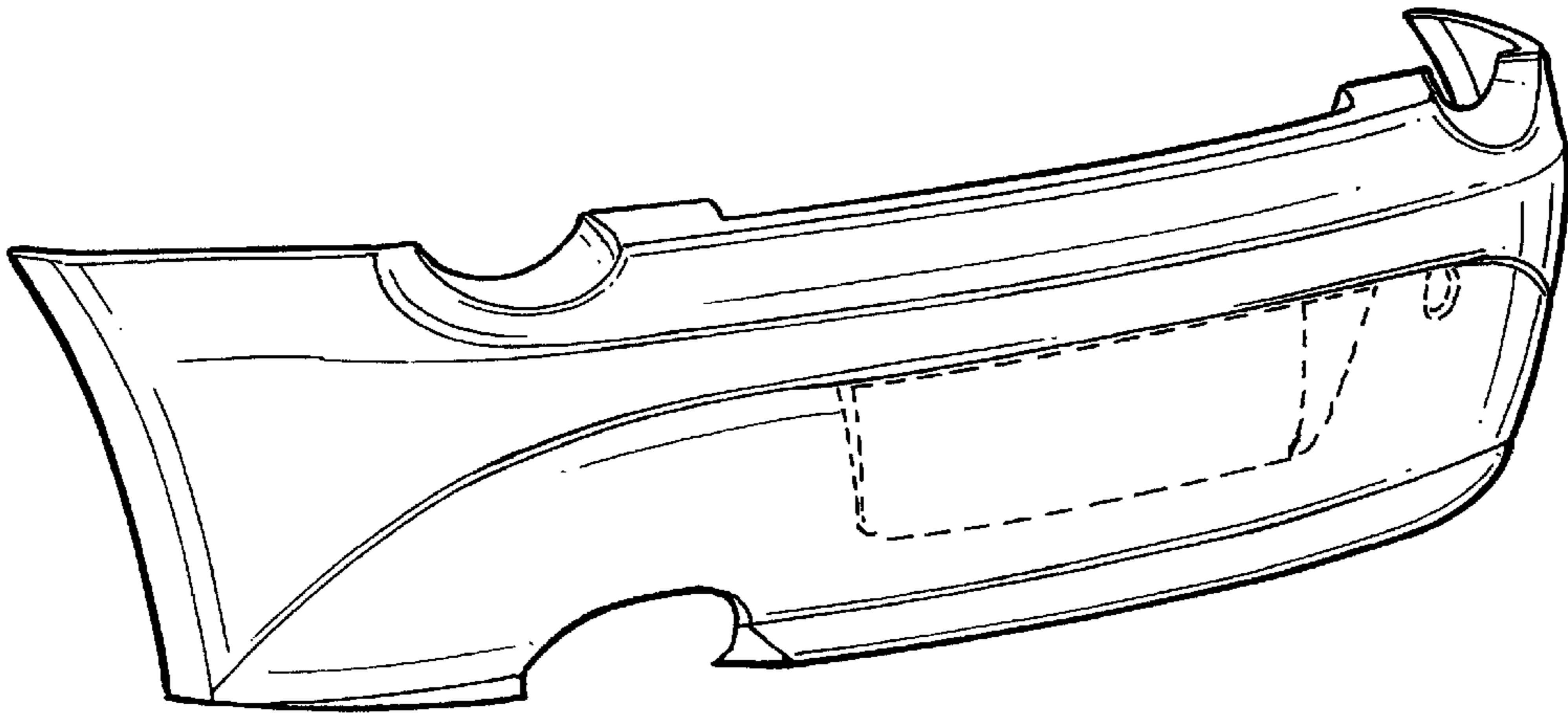


FIG. 1




FIG. 2

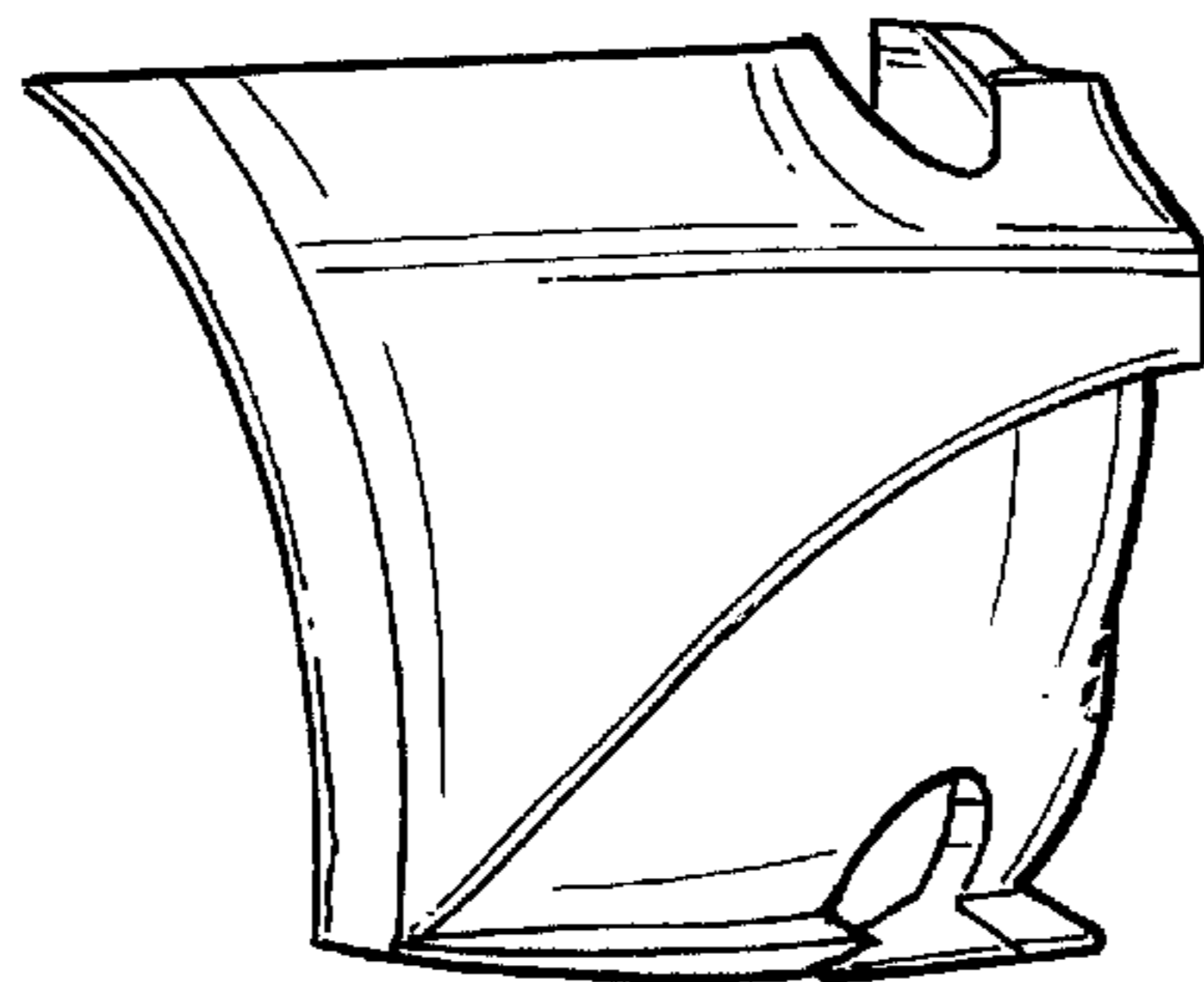


FIG. 3