



US00D467202S

(12) **United States Design Patent**
Mondragon Sarmiento et al.

(10) **Patent No.:** **US D467,202 S**

(45) **Date of Patent:** **** Dec. 17, 2002**

(54) **TRUCK FRONT END**

D406,552 S * 3/1999 Hellhake et al. D12/96

D406,553 S * 3/1999 Hellhake et al. D12/96

D436,557 S * 1/2001 Selby et al. D12/14

(75) Inventors: **Francisco Mondragon Sarmiento**,
Atizapan de Zaragoza (MX); **Roberto**
Miranda Guerrero, Naucalpan de
Juárez (MX); **Alejandro Espinosa**
Ruiz, Hidalgo (MX)

* cited by examiner

Primary Examiner—Melody N. Brown

(74) *Attorney, Agent, or Firm*—Rader, Fishman & Grauer
PLLC

(73) Assignee: **ConSORCIO G Grupo Dina, S.A. de**
C.V., Col. Del Valle C.P. (MX)

(**) Term: **14 Years**

(57) **CLAIM**

The ornamental design for a truck front end, as shown and
described.

(21) Appl. No.: **29/120,501**

(22) Filed: **Mar. 20, 2000**

DESCRIPTION

(30) **Foreign Application Priority Data**

Sep. 20, 1999 (MX) 991092

(51) **LOC (7) Cl.** **12-16**

(52) **U.S. Cl.** **D12/96**

(58) **Field of Search** D12/96, 97, 14-16;
296/27, 182, 181, 183, 190; 180/89.12,
89.14, 89.16, 89.19, 22, 24.01, 24.11

FIG. 1 is a front view of the truck front end our new design;
FIG. 2 is a left perspective view in three quarters of the
backside of the truck front end;

FIG. 3 is a top view of the left side of the truck front end;
FIG. 4 is a right side view of the truck front end; and,
FIG. 5 is a left side view of the truck front end.

The broken lines shown throughout the drawings are for
illustrative purposes only and form no part of the claimed
design.

(56) **References Cited**

U.S. PATENT DOCUMENTS

D364,590 S * 11/1995 Yamashita D12/15

1 Claim, 4 Drawing Sheets




FIG - 1

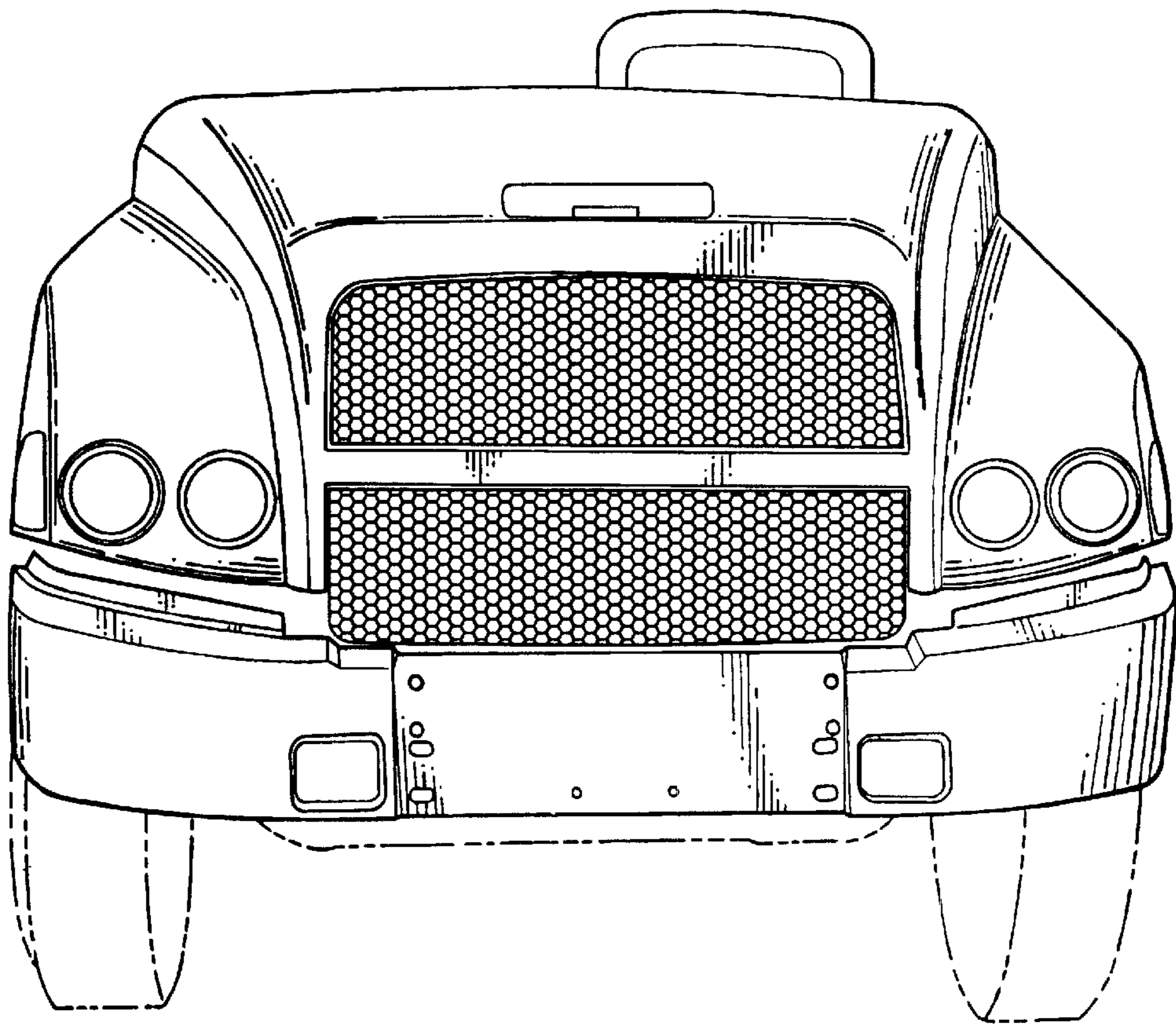


FIG-2

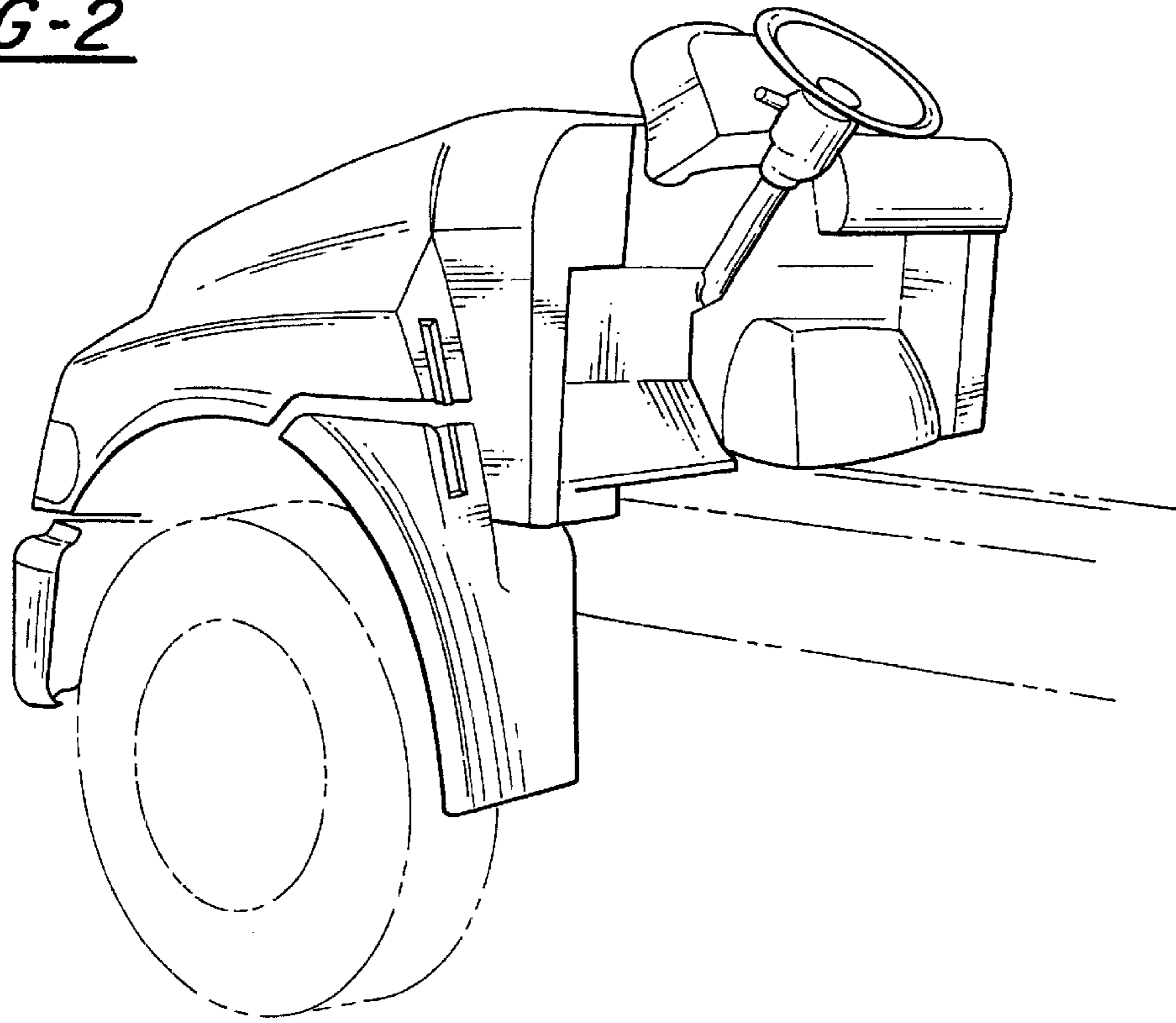


FIG-3

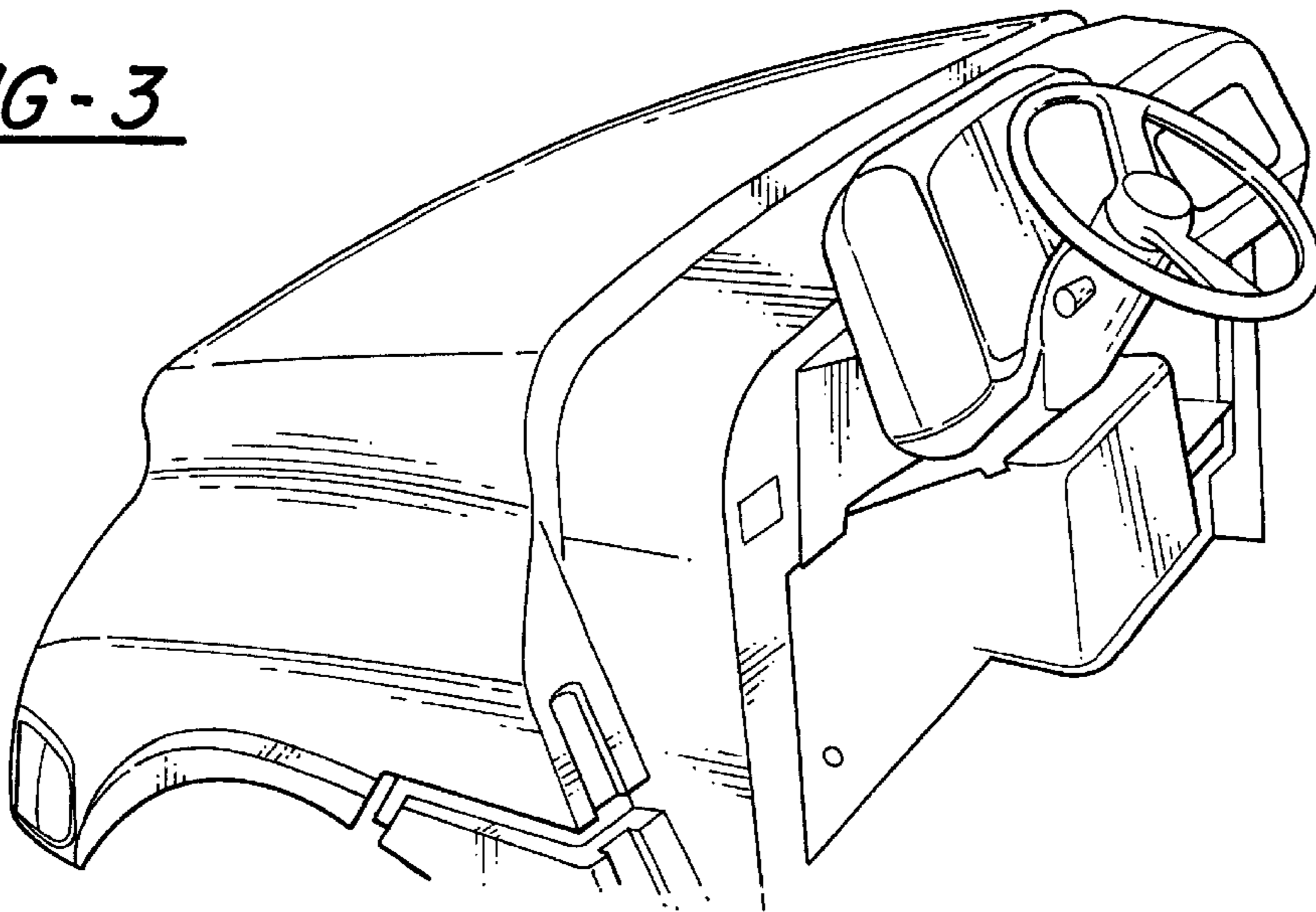


FIG-4




FIG-5

