



US00D467196S

(12) **United States Design Patent**
Pinto

(10) **Patent No.:** **US D467,196 S**

(45) **Date of Patent:** **** Dec. 17, 2002**

(54) **PENDANT**

(75) Inventor: **Anthony Pinto**, White Plains, NY (US)

(73) Assignee: **Sandberg & Sikorski Diamond Corporation**, New York, NY (US)

(**) Term: **14 Years**

(21) Appl. No.: **29/142,663**

(22) Filed: **May 30, 2001**

(51) **LOC (7) Cl.** **11-03**

(52) **U.S. Cl.** **D11/96**

(58) **Field of Search** D11/1-2, 7, 8,
D11/40-48, 53, 56, 70, 79-83, 95, 96,
99-103; 63/1.11, 13, 14.1, 18, 20, 23

(56) **References Cited**

U.S. PATENT DOCUMENTS

D329,402 S	*	9/1992	Zears	D11/96
D371,983 S	*	7/1996	Burman	D11/103
D381,926 S	*	8/1997	Bernsen	D11/79
D420,618 S	*	2/2000	Minister	D11/103
D434,689 S	*	12/2000	Nasr	D11/83
D442,515 S	*	5/2001	Schlieger	D11/103
D443,225 S	*	6/2001	Naor	D11/101

* cited by examiner

Primary Examiner—Ralf Seifert

(74) *Attorney, Agent, or Firm*—Gottlieb, Rackman & Reisman, P.C.

(57) **CLAIM**

The ornamental design for a pendant, as shown and described.

DESCRIPTION

FIG. 1 is a top plan view of a first embodiment thereof;
 FIG. 2 is a front elevational view of a first embodiment thereof;
 FIG. 3 is a left side elevational view of a first embodiment thereof;
 FIG. 4 is a right side elevational view of a first embodiment thereof;
 FIG. 5 is a rear elevational view of a first embodiment thereof;
 FIG. 6 is a bottom plan view of a first embodiment thereof;
 FIG. 7 is a top plan view of a second embodiment thereof;
 FIG. 8 is a front elevational view of a second embodiment thereof;
 FIG. 9 is a left side elevational view of a second embodiment thereof;
 FIG. 10 is a right side elevational view of a second embodiment thereof;
 FIG. 11 is a rear elevational view of a second embodiment thereof; and,
 FIG. 12 is a bottom plan view of a second embodiment thereof.

It being understood that the broken lines are for illustrative purposes only.

1 Claim, 4 Drawing Sheets




FIG. 1



FIG. 2




FIG. 3

FIG. 4

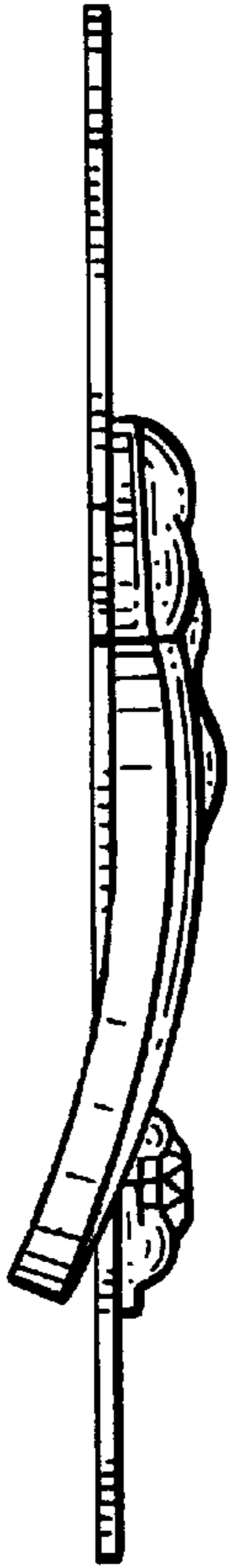


FIG. 5





FIG. 6

FIG. 7



FIG. 8




FIG. 9

FIG. 10

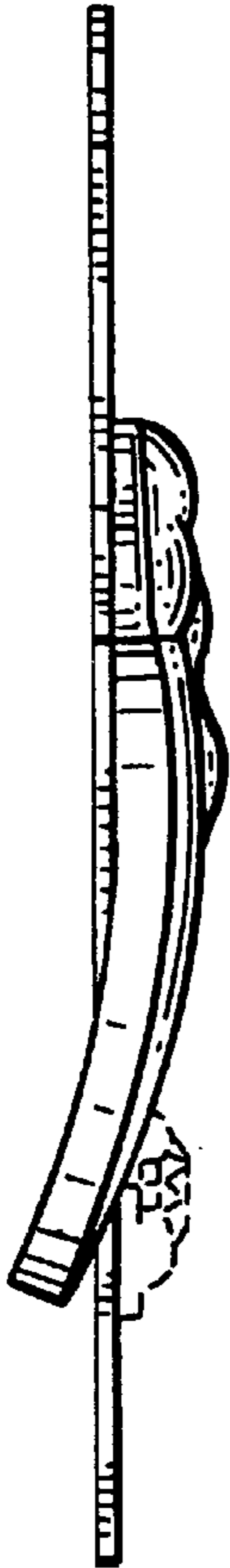


FIG. 11





FIG. 12