



US00D467189S

(12) **United States Design Patent**
Stoneberg

(10) **Patent No.:** **US D467,189 S**

(45) **Date of Patent:** **** Dec. 17, 2002**

(54) **TRUNDLE MEASURE WHEEL**

(75) Inventor: **J. Bruce Stoneberg**, Oak Brook, IL (US)

(73) Assignee: **Classroom Safe-T Products, Inc.**, Lombard, IL (US)

(**) Term: **14 Years**

(21) Appl. No.: **29/152,840**

(22) Filed: **Dec. 27, 2001**

(51) **LOC (7) Cl.** **10-04**

(52) **U.S. Cl.** **D10/70**

(58) **Field of Search** D10/70; 33/772, 33/775, 779-782

(56) **References Cited**

U.S. PATENT DOCUMENTS

D136,953 S	1/1944	Jantzen	
2,595,021 A	4/1952	Swanson	
4,176,458 A	12/1979	Dunn	
D383,399 S	9/1997	Cragie	
D458,162 S	* 6/2002	Wightman D10/70

OTHER PUBLICATIONS

©2001 Wright Group/McGaraw Hill, Bohell, Washington USA, Creative Publications, Pre K-8 Supplemental Math Resources, 2001 Catalog, pp. 120 ©2001.
©2001 ETA Cuisenaire, Vernon Hills, Illinois USA, K-12 Math 2001 Catalog, p. 126.

©2001 Nasco, Fort Atkinson, Wisconsin USA, Math 2001 Catalog, p. 91.

©2000 SI Manufacturing Limited, Aurora, Ontario, Canada, Mathematics Science Technology Millenium, Catalog, p. 91.

©1999 Invicta Plastics Limited, Oadby, Leicsster, England, Invicta Education, p. 8.

* cited by examiner

Primary Examiner—Antoine Duval Davis

(74) *Attorney, Agent, or Firm*—Michael Best & Friedrich, LLC

(57) **CLAIM**

The ornamental design for a trundle measure wheel, as shown.

DESCRIPTION

FIG. 1 is a perspective view of a trundle measure wheel in accordance with the present invention;

FIG. 2 is a front elevation view of the trundle measure wheel of FIG. 1;

FIG. 3 is a back elevation view of the trundle measure wheel of FIG. 1;

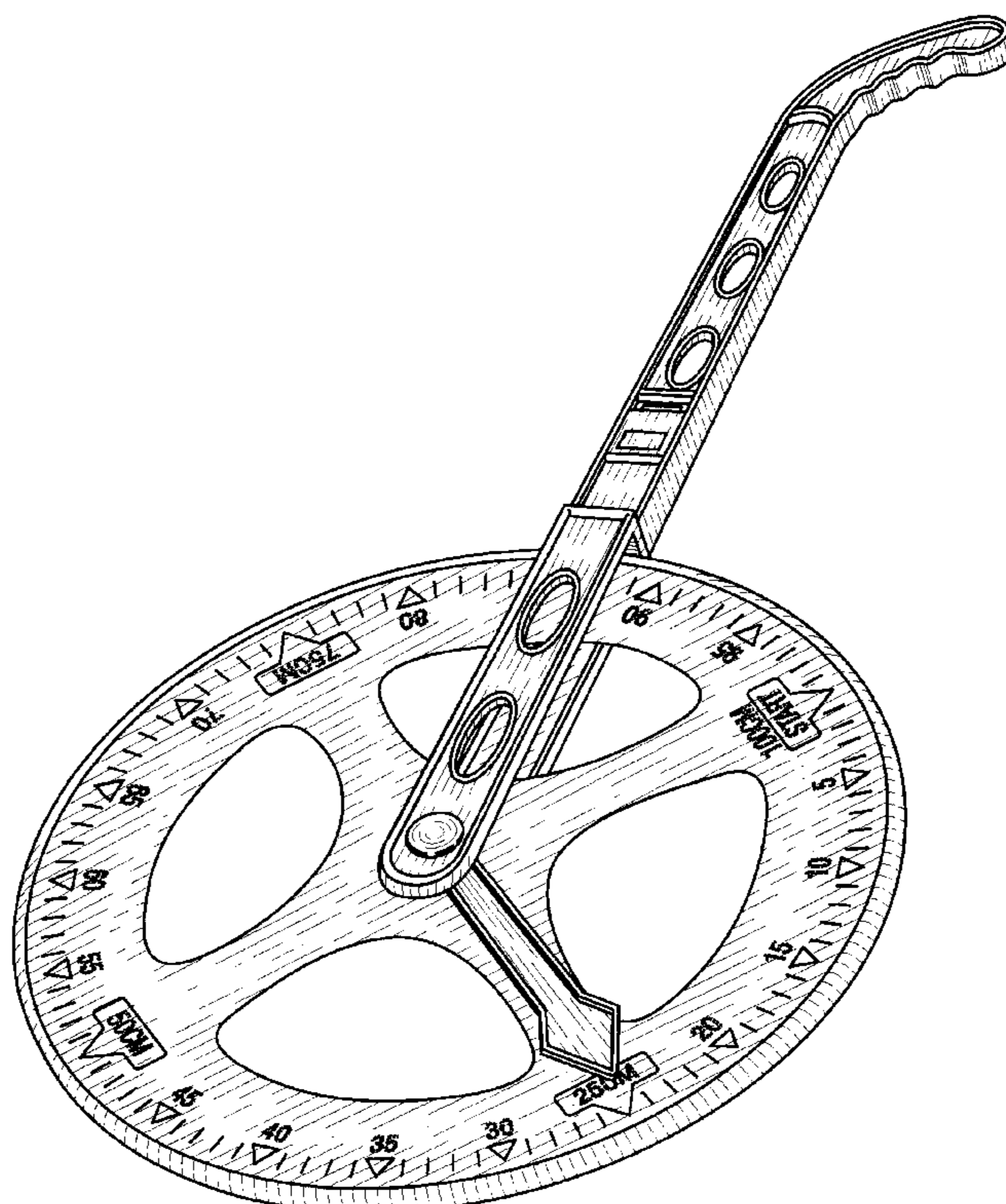
FIG. 4 is a right side elevation view of the trundle measure wheel of FIG. 1;

FIG. 5 left side elevation view of the trundle measure wheel of FIG. 1;

FIG. 6 bottom plan view of the trundle measure wheel of FIG. 1; and,

FIG. 7 is a top plan view of the trundle measure wheel of FIG. 1.

1 Claim, 5 Drawing Sheets



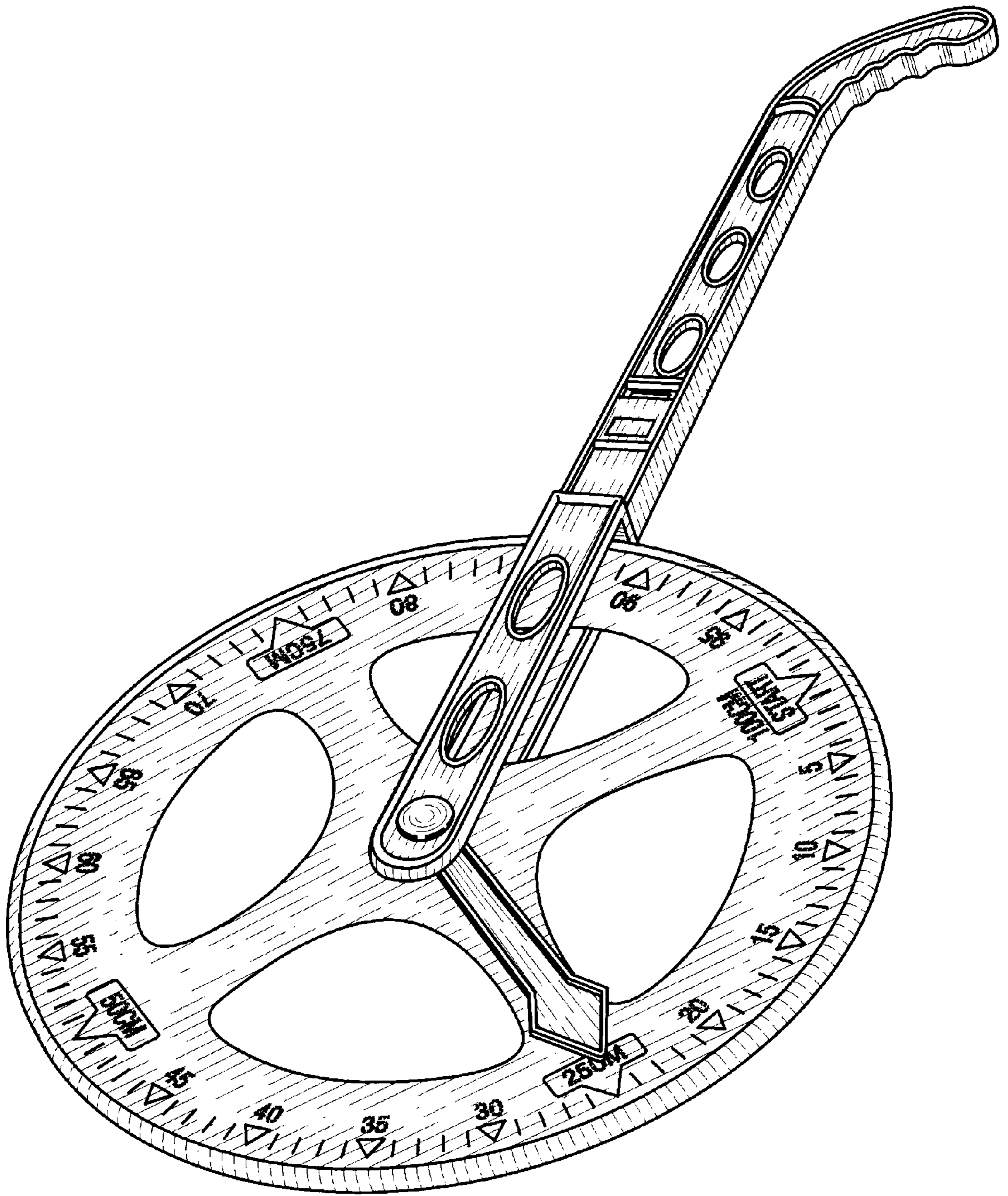


FIG. 1

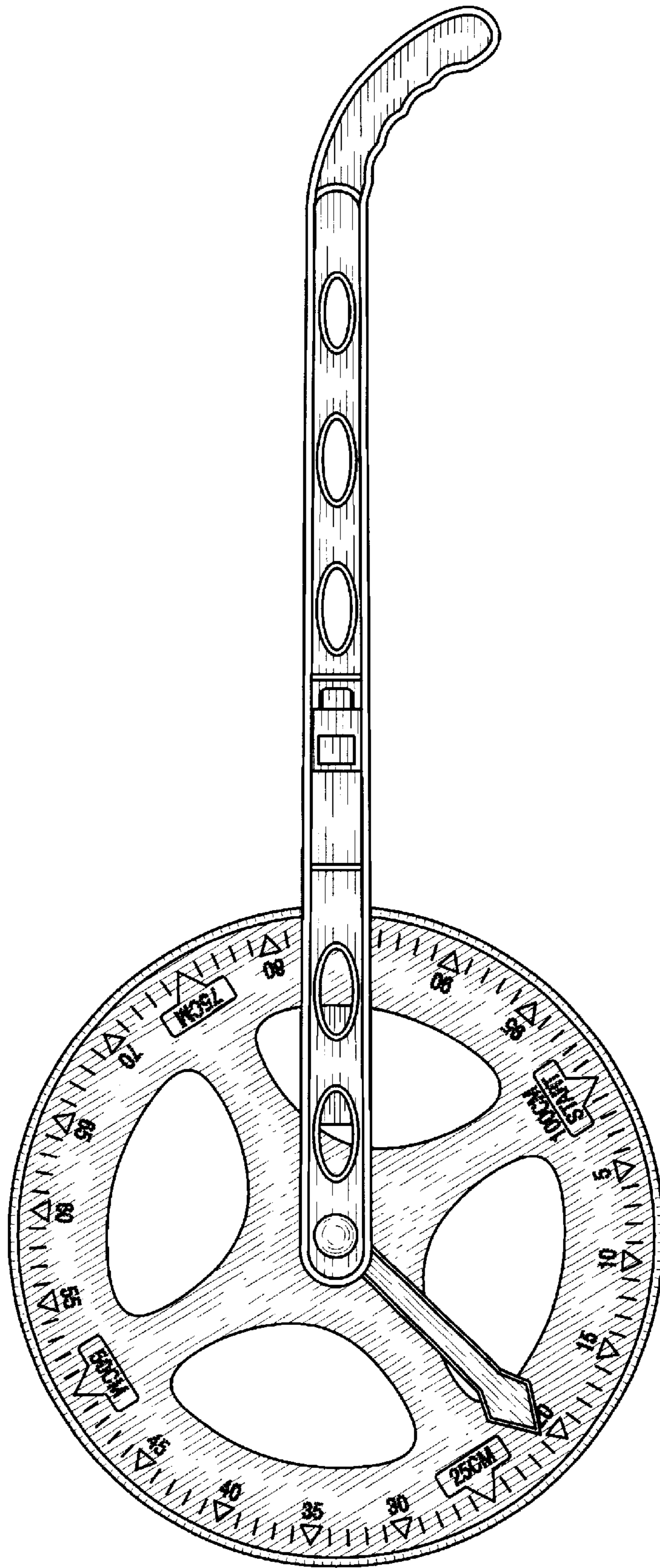


FIG. 2

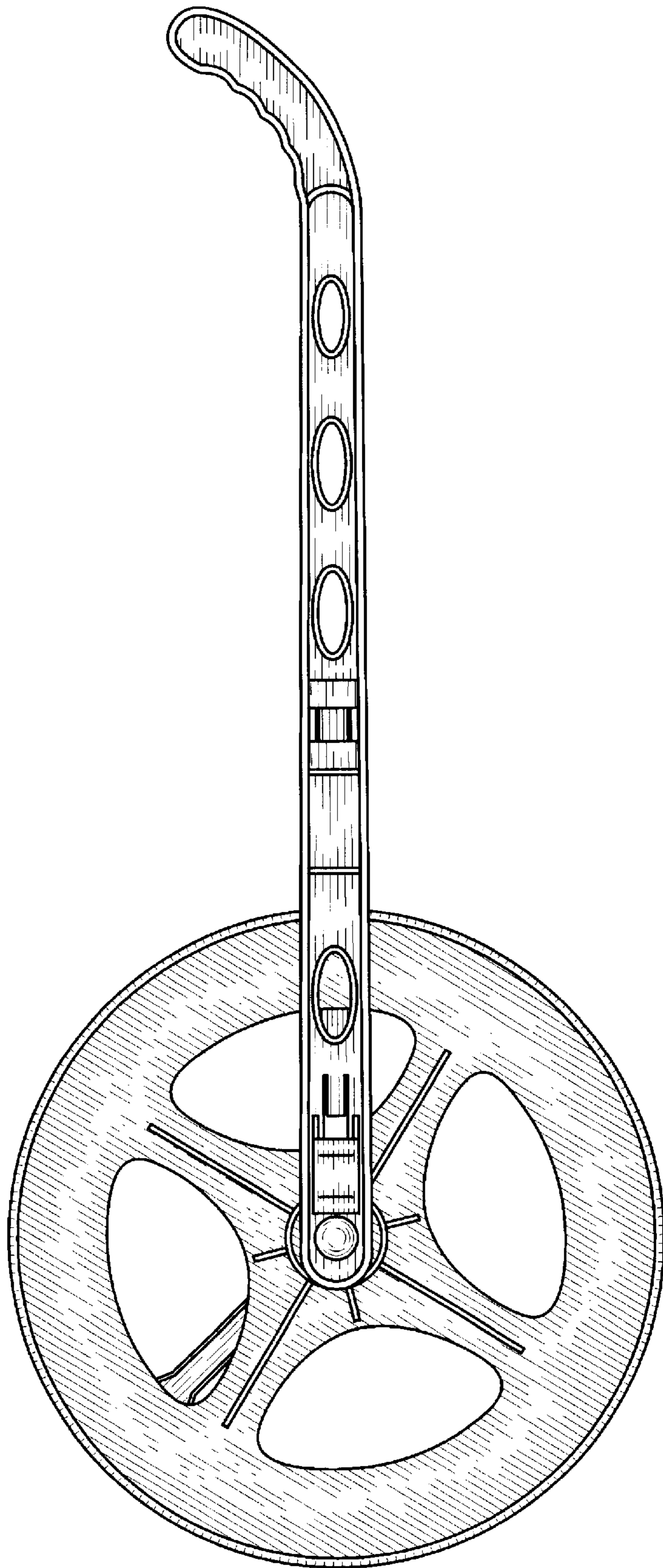


FIG. 3

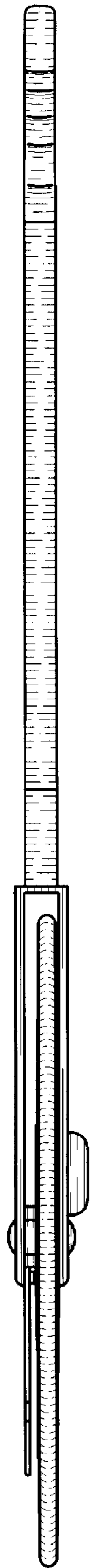


FIG. 4

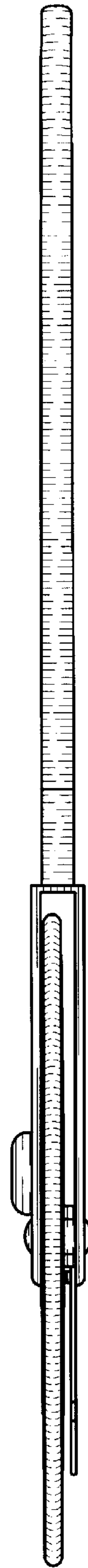


FIG. 5

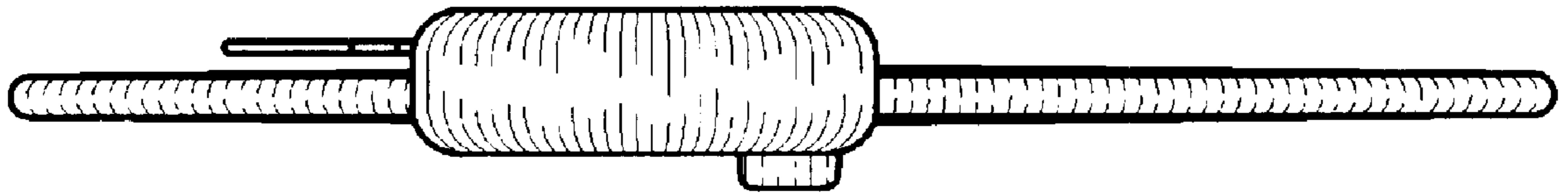


FIG. 6

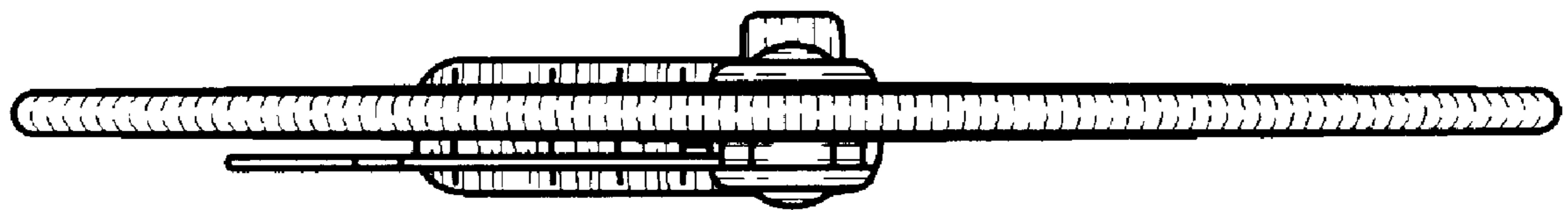


FIG. 7