



US00D467188S

(12) **United States Design Patent** (10) **Patent No.:** **US D467,188 S**  
**Lui** (45) **Date of Patent:** **\*\* Dec. 17, 2002**

(54) **WALL PLATE TEMPERATURE AND HUMIDITY SENSOR**

*Primary Examiner*—Antoine Duval Davis  
(74) *Attorney, Agent, or Firm*—Troxell Law Office PLLC

(75) **Inventor:** **David Ping Lai Lui, Tai Po (HK)**

(57) **CLAIM**

(73) **Assignee:** **Advanced Timer Technologies, Ltd., Kowloon (HK)**

The ornamental design for wall plate temperature and humidity sensor, as shown and described.

(\*\*) **Term:** **14 Years**

**DESCRIPTION**

(21) **Appl. No.:** **29/152,225**

FIG. 1 is a top front and left side perspective view of wall plate temperature and humidity sensor showing my new design;

(22) **Filed:** **Dec. 19, 2001**

(51) **LOC (7) Cl.** ..... **10-04**

FIG. 2 is a front elevational view thereof;

(52) **U.S. Cl.** ..... **D10/52; D10/57**

FIG. 3 is a left side elevational view thereof;

(58) **Field of Search** ..... **D10/52, 53, 57;**

**73/866.1; 374/170.1, 171.14, 163, 208, 161, 158, 178; 364/571.03, 571.04**

FIG. 4 is a right side elevational view thereof;

FIG. 5 is a top plan view thereof; and,

FIG. 6 is a bottom plan view thereof.


(56) **References Cited**


**U.S. PATENT DOCUMENTS**

D378,900 S \* 4/1997 de Sleyes et al. .... D10/52

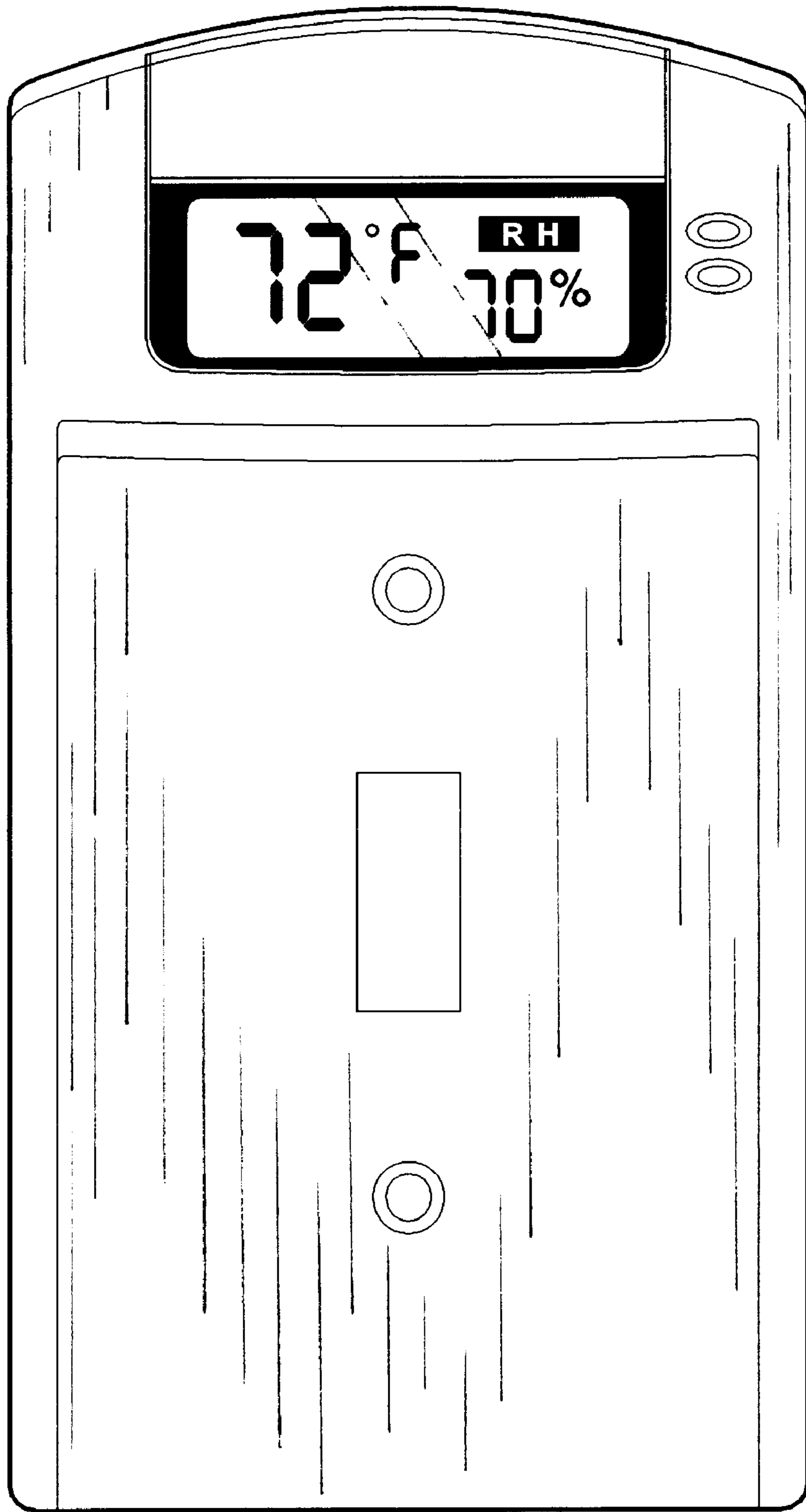
\* cited by examiner

**1 Claim, 6 Drawing Sheets**






**Fig. 1**



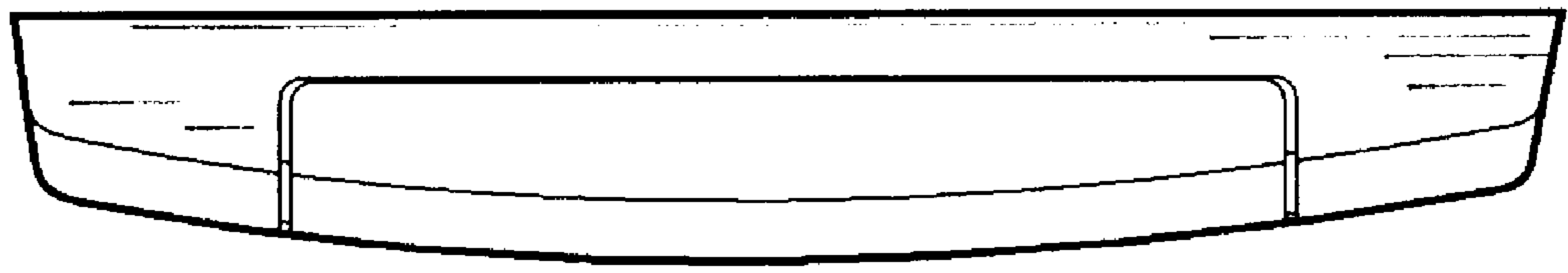
**Fig. 2**




**Fig. 3**



**Fig. 4**



**Fig. 5**



**Fig. 6**