

US00D467167S

(12) **United States Design Patent** (10) **Patent No.:** **US D467,167 S**
King (45) **Date of Patent:** **** Dec. 17, 2002**

(54) **BEVERAGE BAUBLE PACKAGING ASSEMBLY**

Primary Examiner—Paula A. Mortimer
(74) *Attorney, Agent, or Firm—King & Jovanovic, PLC*

(76) Inventor: **Barbara A. King**, 1358 Linwood Dr.,
Holland, MI (US) 49424

(**) Term: **14 Years**

(57) **CLAIM**

The ornamental design of a beverage bauble packaging assembly, as shown and described.

(21) Appl. No.: **29/154,002**

(22) Filed: **Oct. 26, 2001**

Related U.S. Application Data

(60) Provisional application No. 60/243,924, filed on Oct. 27, 2000.

(51) **LOC (7) Cl. 09-05**

(52) **U.S. Cl. D9/304**

(58) **Field of Search D9/304; D6/409,**
D6/434, 450; 206/102, 38, 103, 104, 474,
461, 525.1

(56) **References Cited**

U.S. PATENT DOCUMENTS

2,003,870 A *	6/1935	St John	206/109
2,319,560 A *	5/1943	Salfisberg	206/474
D288,172 S *	2/1987	Kanellos	D9/304
5,249,674 A *	10/1993	Lepie	206/102
D433,838 S *	11/2000	O'Hara	D6/409

* cited by examiner

DESCRIPTION

FIG. 1 is a perspective view of a beverage bauble packaging assembly showing a new ornamental design thereof;
FIG. 2 is a back elevational view thereof;
FIG. 3 is a top plan view thereof;
FIG. 4 is a bottom plan view thereof;
FIG. 5 is a left side elevational view thereof;
FIG. 6 is a right side elevational view thereof;
FIG. 7 is a perspective view of a beverage bauble packaging assembly showing a new ornamental design thereof;
FIG. 8 is a back elevational view thereof;
FIG. 9 is a top plan view thereof;
FIG. 10 is a bottom plan view thereof;
FIG. 11 is a left side elevational view thereof; and,
FIG. 12 is a right side elevational view thereof.

The broken line showing of the circular members in FIGS. **1,3,4,5,6,7,9,10,11,** and **12** is for illustrative purposes only and forms no part of the claimed design.

1 Claim, 2 Drawing Sheets

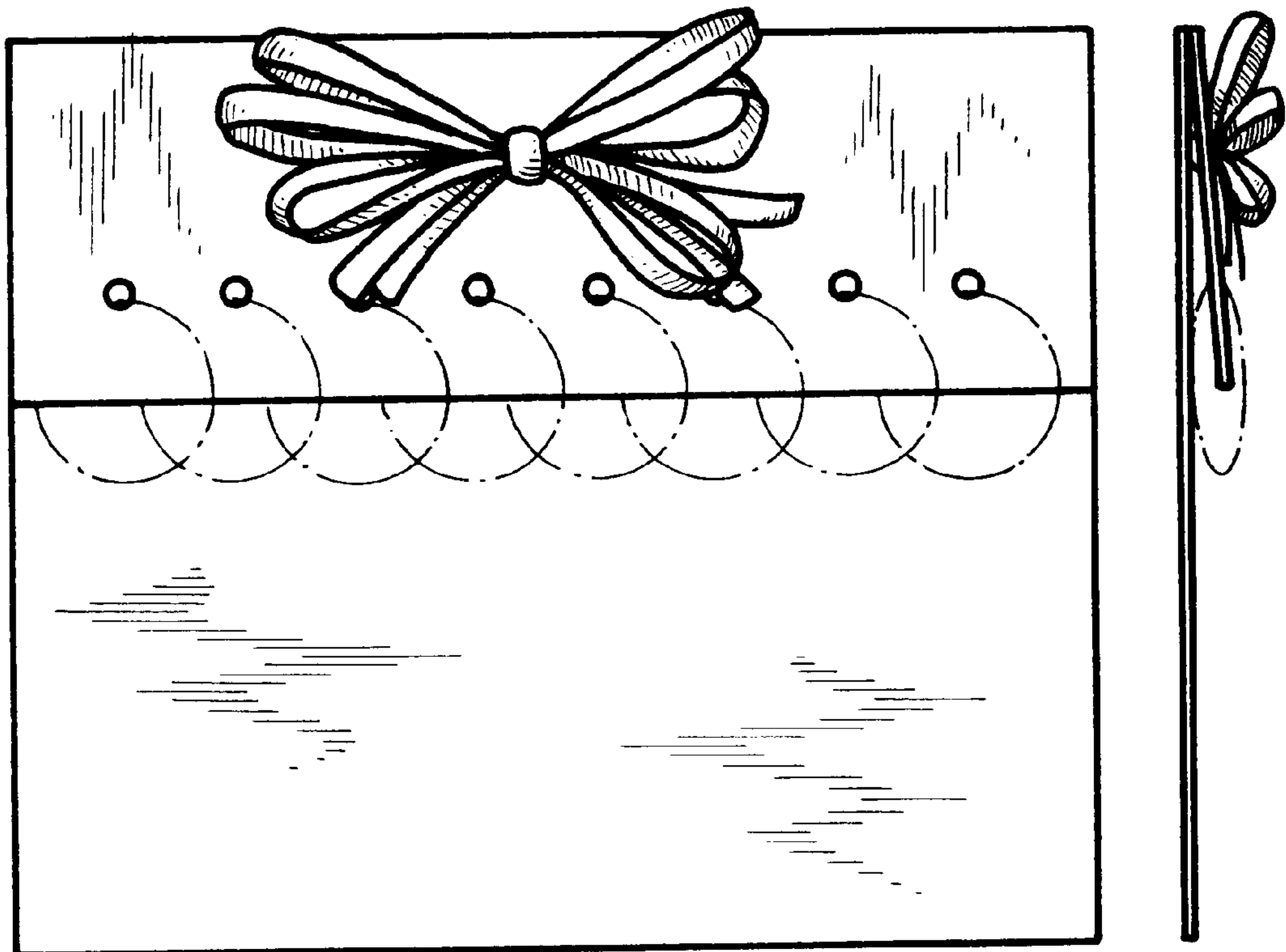


Fig 1

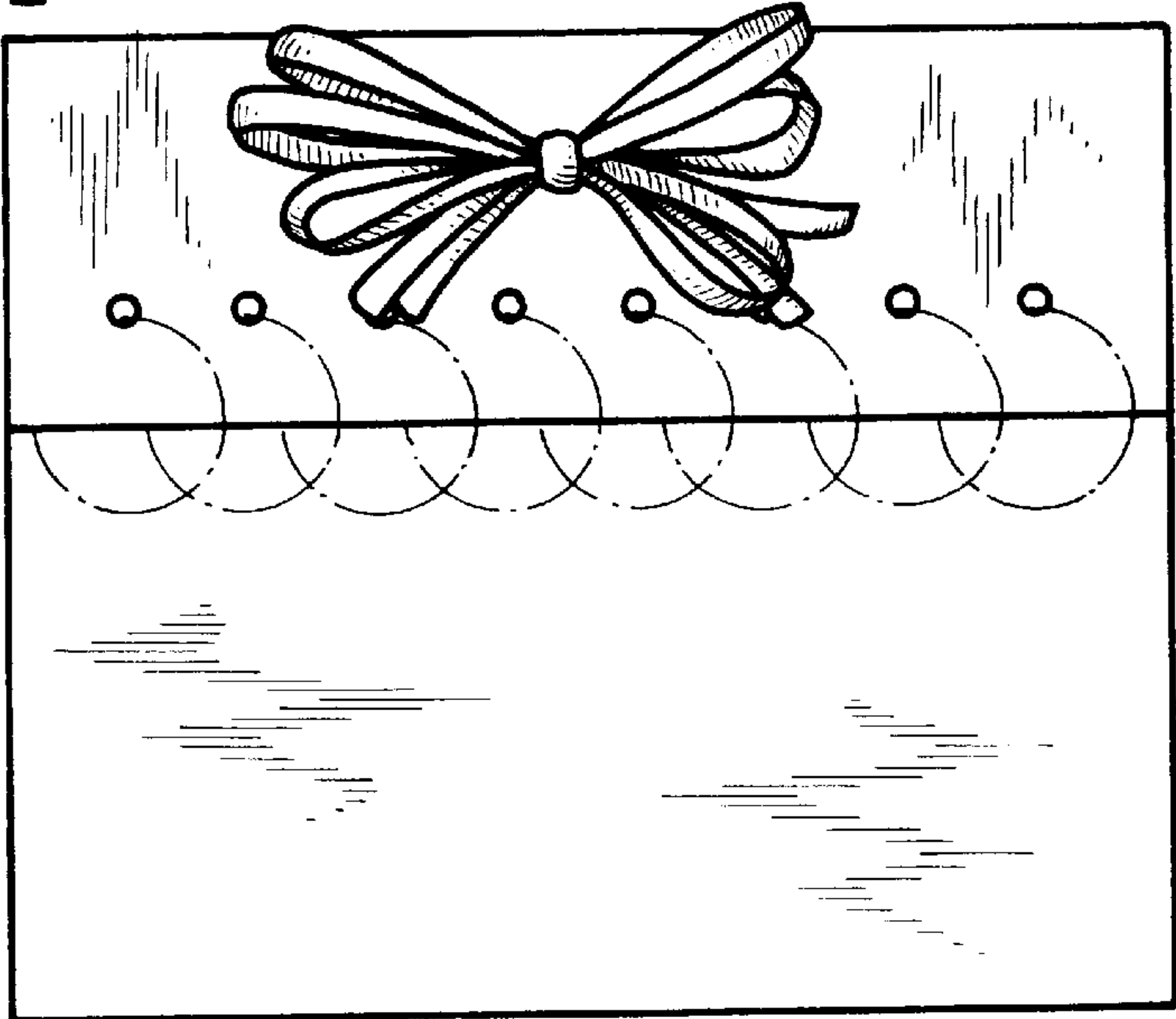


Fig 5



Fig 2

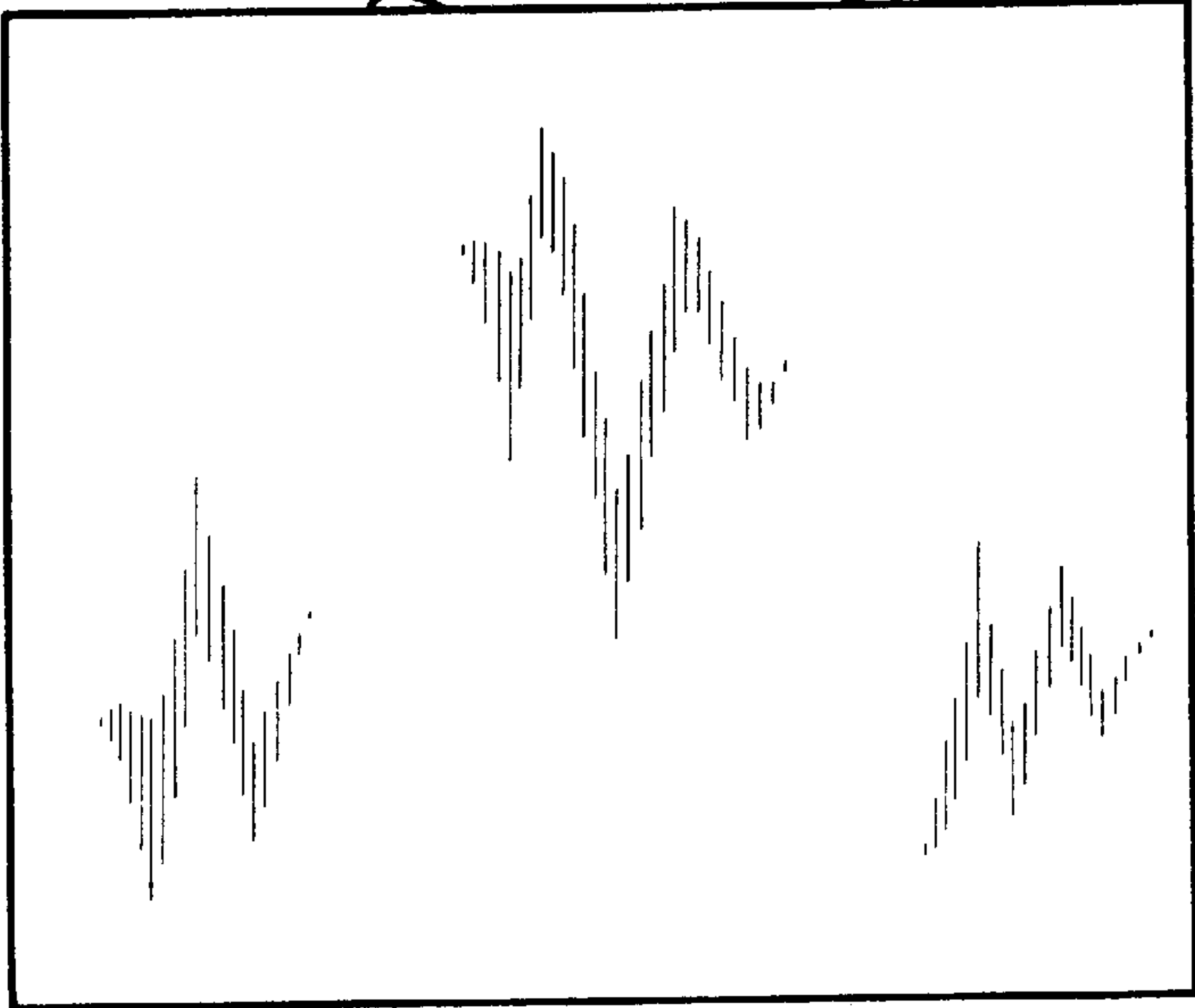


Fig 6



Fig 3



Fig 4



Fig 7

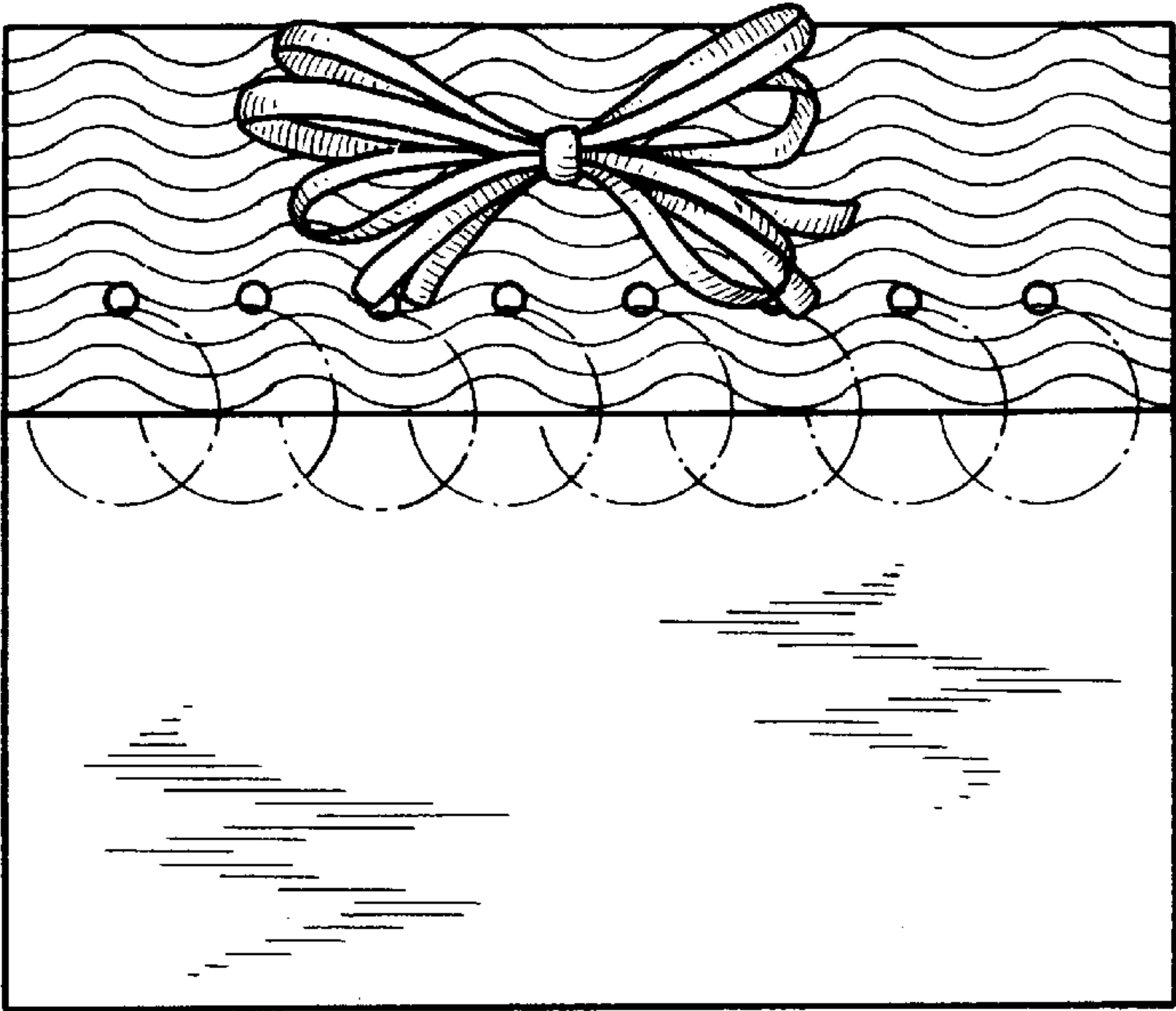


Fig 11



Fig 8




Fig 12

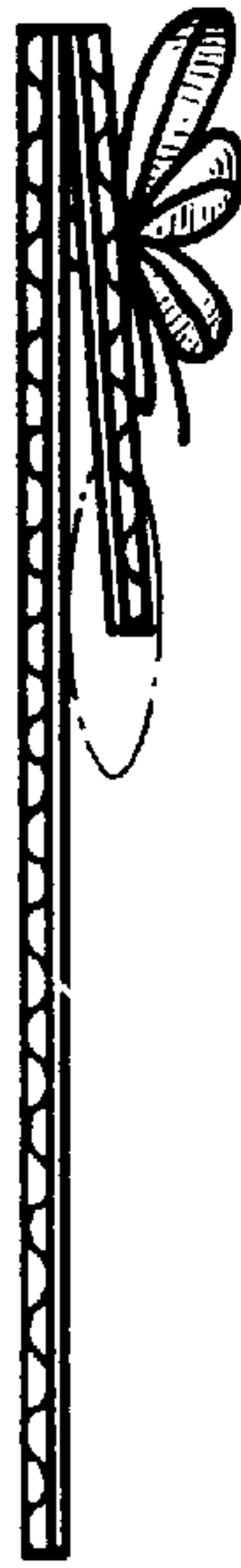


Fig 9



Fig 10

