



US00D467123S

(12) **United States Design Patent**  
**Dutour et al.**

(10) **Patent No.:** **US D467,123 S**

(45) **Date of Patent:** **\*\* Dec. 17, 2002**

(54) **CUP**

(76) **Inventors:** **Marie-Axele Dutour**, 9 S. Antigo Ct., Greer, SC (US) 29650; **Benoit Dutour**, 9 S. Antigo Ct., Greer, SC (US) 29650

(\*\*) **Term:** **14 Years**

D377,137 S	1/1997	Hurst	
D388,952 S	* 1/1998	Rossell, Jr.	D9/308
D393,021 S	* 3/1998	Box	D9/308
D394,804 S	* 6/1998	Sun	D9/308
5,769,680 A	6/1998	Hoffman	
D402,546 S	* 12/1998	Massing	D9/308
D410,506 S	* 6/1999	Lam	D21/552

**OTHER PUBLICATIONS**

Car Cup, Title Magazine Aug. 24, 1992.

\* cited by examiner

*Primary Examiner*—M. N. Pandozzi

(21) **Appl. No.:** **29/098,391**

(22) **Filed:** **Dec. 29, 1998**

(51) **LOC (7) Cl.** ..... **07-01**

(52) **U.S. Cl.** ..... **D7/515; D7/625**

(58) **Field of Search** ..... D7/507, 509, 513, D7/510, 511, 608, 619, 622, 624, 523, 533, 536, 514, 515, 625, 512; D9/308; 215/387; 206/457; 229/4.5, 400; 220/737; D21/552, 548

(57) **CLAIM**

We claim the ornamental design for cup, as shown and described.

**DESCRIPTION**

FIG. 1 is a front elevational view of a cup showing our new design,  
FIG. 2 is a left side elevational view of a cup showing our new design,  
FIG. 3 is a right side elevational view of a cup showing our new design,  
FIG. 4 is a top plan elevational view of a cup showing our new design,  
FIG. 5 is a bottom plan elevational view of a cup showing our new design; and,  
FIG. 6 is a backside elevational view of a cup showing our new design.

(56) **References Cited**

**U.S. PATENT DOCUMENTS**

D46,705 S	* 11/1914	Stough	D9/308
D137,299 S	* 2/1944	Stough	D9/308
2,781,650 A	* 2/1957	Lee	D7/625 X
3,410,514 A	* 11/1968	Ford	D7/625
4,133,996 A	* 1/1979	Fread	D7/523 X
D289,909 S	* 5/1987	Bollinger et al.	D21/548
4,690,654 A	9/1987	Delaney	
D295,772 S	* 5/1988	Kwan	D21/552
D349,632 S	* 8/1994	Nicholson et al.	D9/308
D354,311 S	* 1/1995	Tarozzi	D9/308
D369,114 S	* 4/1996	Davidov	D7/625
5,540,611 A	7/1996	Lapoint	

**1 Claim, 3 Drawing Sheets**






FIG. 1




FIG. 2



FIG. 3




FIG. 4




FIG. 5



FIG. 6