



US00D467113S

(12) **United States Design Patent**
Lin

(10) **Patent No.:** **US D467,113 S**

(45) **Date of Patent:** **** Dec. 17, 2002**

(54) **CONTAINER**

(76) Inventor: **Tsong-Yow Lin**, No. 161, Hsi Chou Road, Ta Tu Hsiang, Taichung Hsien (TW)

(**) Term: **14 Years**

(21) Appl. No.: **29/159,126**

(22) Filed: **Apr. 15, 2002**

(51) **LOC (7) Cl.** **06-04**

(52) **U.S. Cl.** **D6/551**

(58) **Field of Search** D6/551, 524-5; 4/255.05; 206/349, 394; 211/13.1, 62.1, 65, 69.1

(56) **References Cited**

U.S. PATENT DOCUMENTS

D203,135 S	*	12/1965	Cranston	D6/551
4,211,750 A	*	7/1980	Gillespie	D6/551 X
D368,820 S	*	4/1996	Sander	D6/551
D393,167 S	*	4/1998	Bussa	D6/551 X
D407,933 S	*	4/1999	Douglas	D6/551
D413,470 S	*	9/1999	Burton	D6/551
6,038,709 A	*	3/2000	Kent	4/255.05
D424,306 S	*	5/2000	Strum et al.	D6/551 X

D425,744 S	*	5/2000	McGuire	D6/551
D453,888 S	*	2/2002	Gottwald	D6/551
D458,068 S	*	6/2002	Hillman	D6/551

* cited by examiner

Primary Examiner—Brian N. Vinson
(74) *Attorney, Agent, or Firm*—Alan D. Kamrath; Rider, Bennett, Egan & Arundel

(57) **CLAIM**

The ornamental design for container, as shown and described.

DESCRIPTION

FIG. 1 is a perspective view of a container showing my new design;
FIG. 2 is a front elevational view thereof; the opposite side being a mirror image of the shown.
FIG. 3 is a left elevational view thereof; the opposite side being a mirror image of the shown.
FIG. 4 is a top plan view thereof; and
FIG. 5 is a bottom plan view thereof; and,
FIG. 6 is the perspective view embodying the utilization of container in which the broken line is for illustrative purposes only and forms no part of the claimed design.

1 Claim, 3 Drawing Sheets

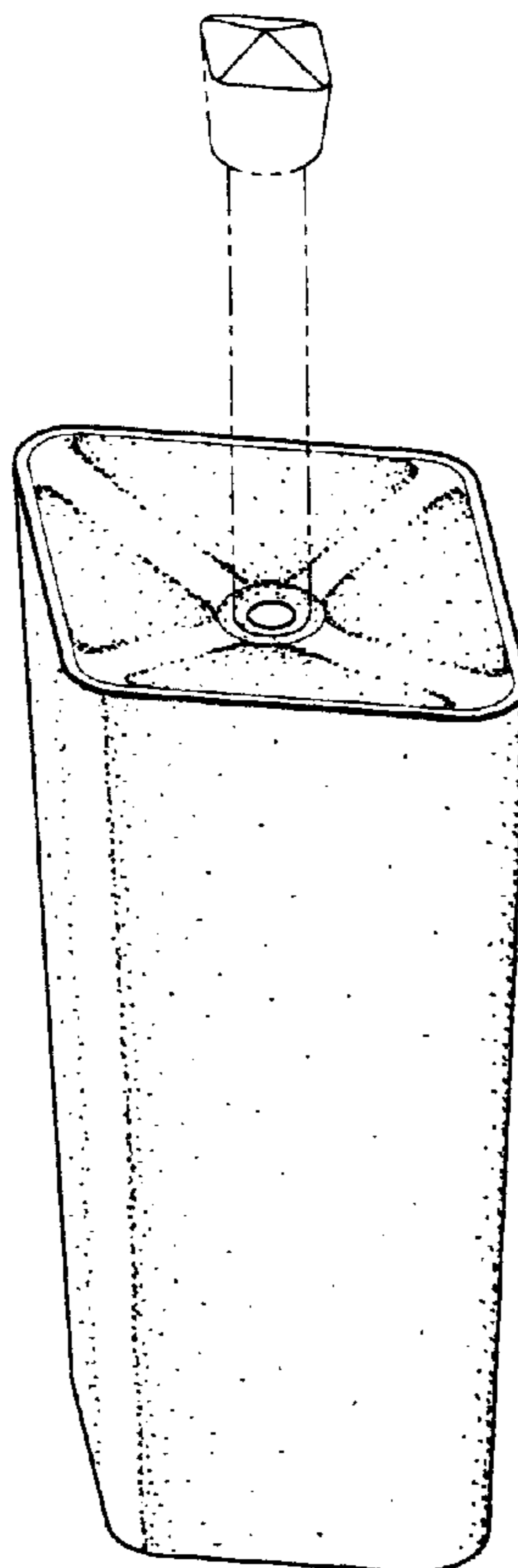


Fig. 1




Fig. 2




Fig. 3

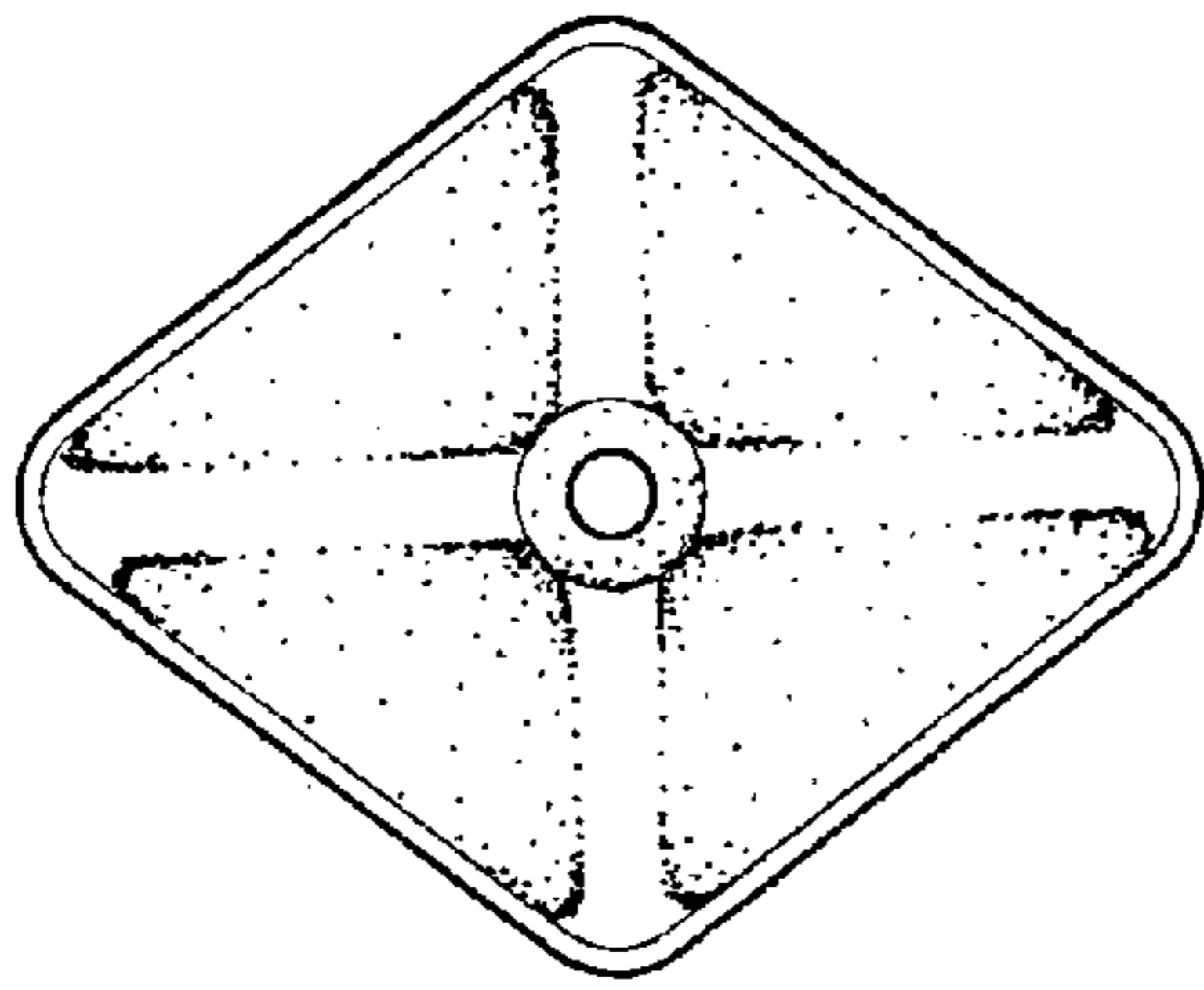



Fig. 4

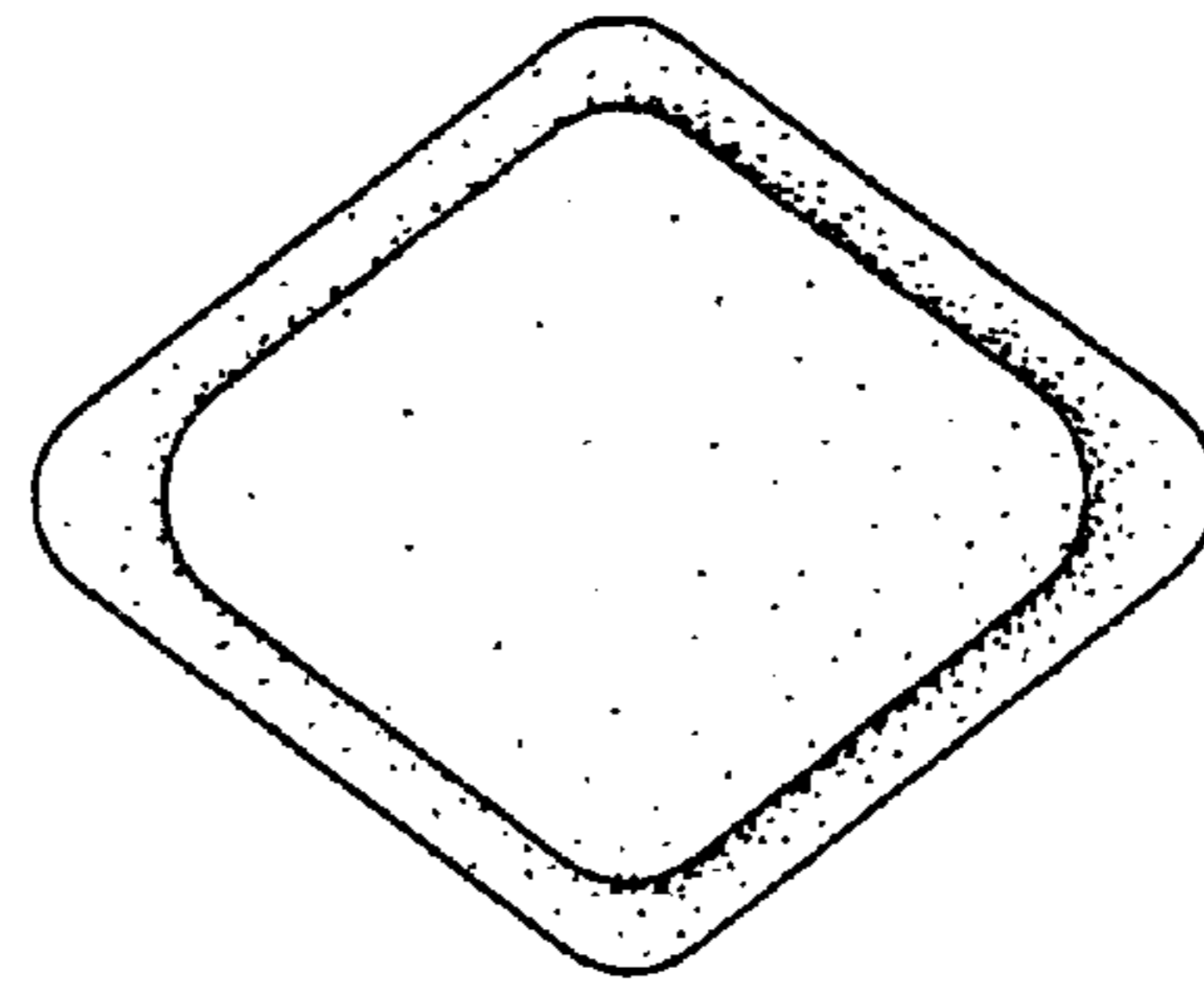


Fig. 5

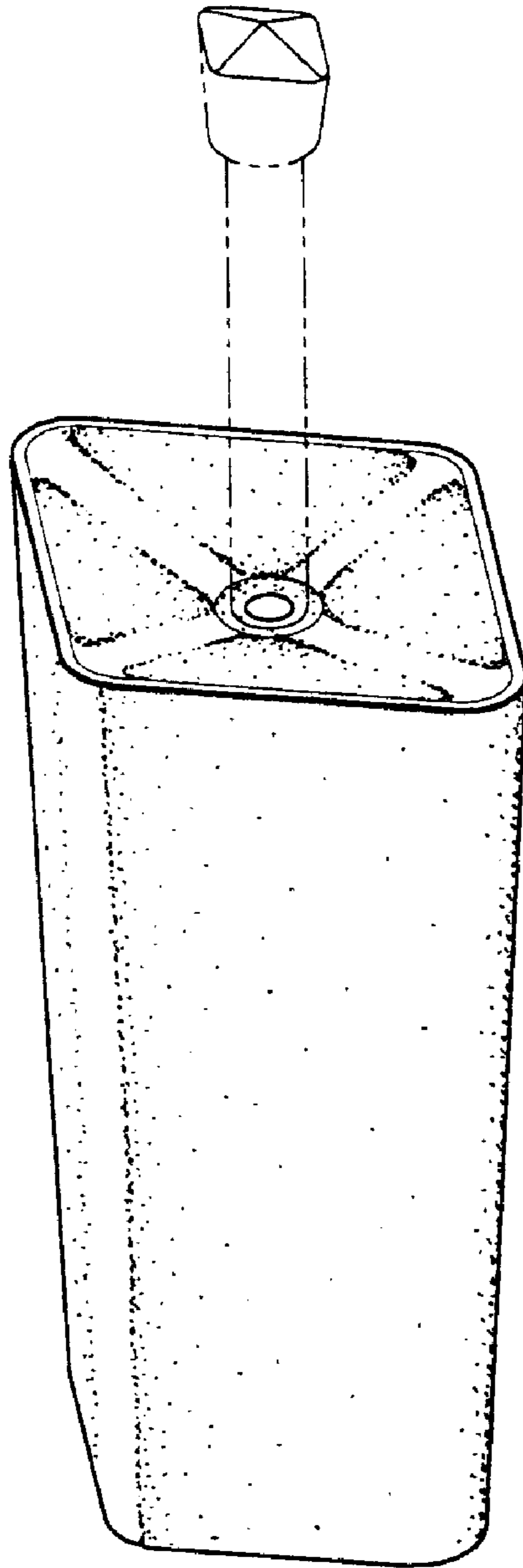


Fig. 6