



US00D467104S

(12) **United States Design Patent** (10) **Patent No.:** **US D467,104 S**
Schneider (45) **Date of Patent:** **** Dec. 17, 2002**

(54) **BENCH BACK-VAULTED UP**

(75) Inventor: **Amber Schneider**, Butler, PA (US)

(73) Assignee: **Keystone Ridge Designs, Inc.**, Butler, PA (US)

(**) Term: **14 Years**

(21) Appl. No.: **29/156,321**

(22) Filed: **Feb. 27, 2002**

(51) **LOC (7) Cl.** **06-06**

(52) **U.S. Cl.** **D6/502**

(58) **Field of Search** D6/334, 335, 358,
D6/369, 370, 374, 376, 380, 381, 500,
501, 502; 297/232, 445.1, 446.1, 452.63

(56) **References Cited**

U.S. PATENT DOCUMENTS

D91,268 S	*	1/1934	Guild	D6/380
D189,240 S	*	11/1960	Solomon	D6/502
D189,345 S	*	11/1960	Woodard	D6/358
D190,121 S	*	4/1961	Paulson	D6/380
D233,102 S	*	10/1974	Watanabe	D6/380
D266,813 S	*	11/1982	Welch	D6/500
D331,327 S	*	12/1992	Bennett	D6/380 X
D341,956 S	*	12/1993	Martin	D6/380 X
D366,793 S	*	2/1996	Barile	D6/502
D454,736 S	*	3/2002	Swy et al.	D6/502
D458,044 S	*	6/2002	Slear et al.	D6/370

OTHER PUBLICATIONS

Interior Design, Winter Market, p. 115, Stool at top right , 1989.*

Hammonds et al., pending U.S. patent application Ser. No. 29/156,341; filed Feb. 27, 2002, entitled "Bench Arms".

Schneider et al., pending U.S. patent application Ser. No. 29/156,294; filed Feb. 27, 2002, entitled "Bench Back".

Arnold, pending U.S. patent application Ser. No. 29/156, 335; filed Feb. 27, 2002, entitled "Bench Back-Vaulted Down".

Photograph of top of building with one window, *Carpenter Gothic 19th Century House of New England*, 1978.

Photograph of building with one window, *Carpenter Gothic 19th Century House of New England*, 1978.

Photograph of inside of building with four windows, *The Architecture of Benno Janssen*, p. 135, 1997.

* cited by examiner

Primary Examiner—Gary D. Watson

(74) *Attorney, Agent, or Firm*—Heslin Rothenberg Farley & Mesiti P.C.

(57) **CLAIM**

The ornamental design for the bench back-vaulted up, as shown and described.

DESCRIPTION

FIG. 1 is a perspective view of bench back-vaulted up comprising the new design;

FIG. 2 is a top view thereof;

FIG. 3 is a front elevational view thereof;

FIG. 4 is a right side elevational view thereof, where the left side elevational view is a mirror image thereof;

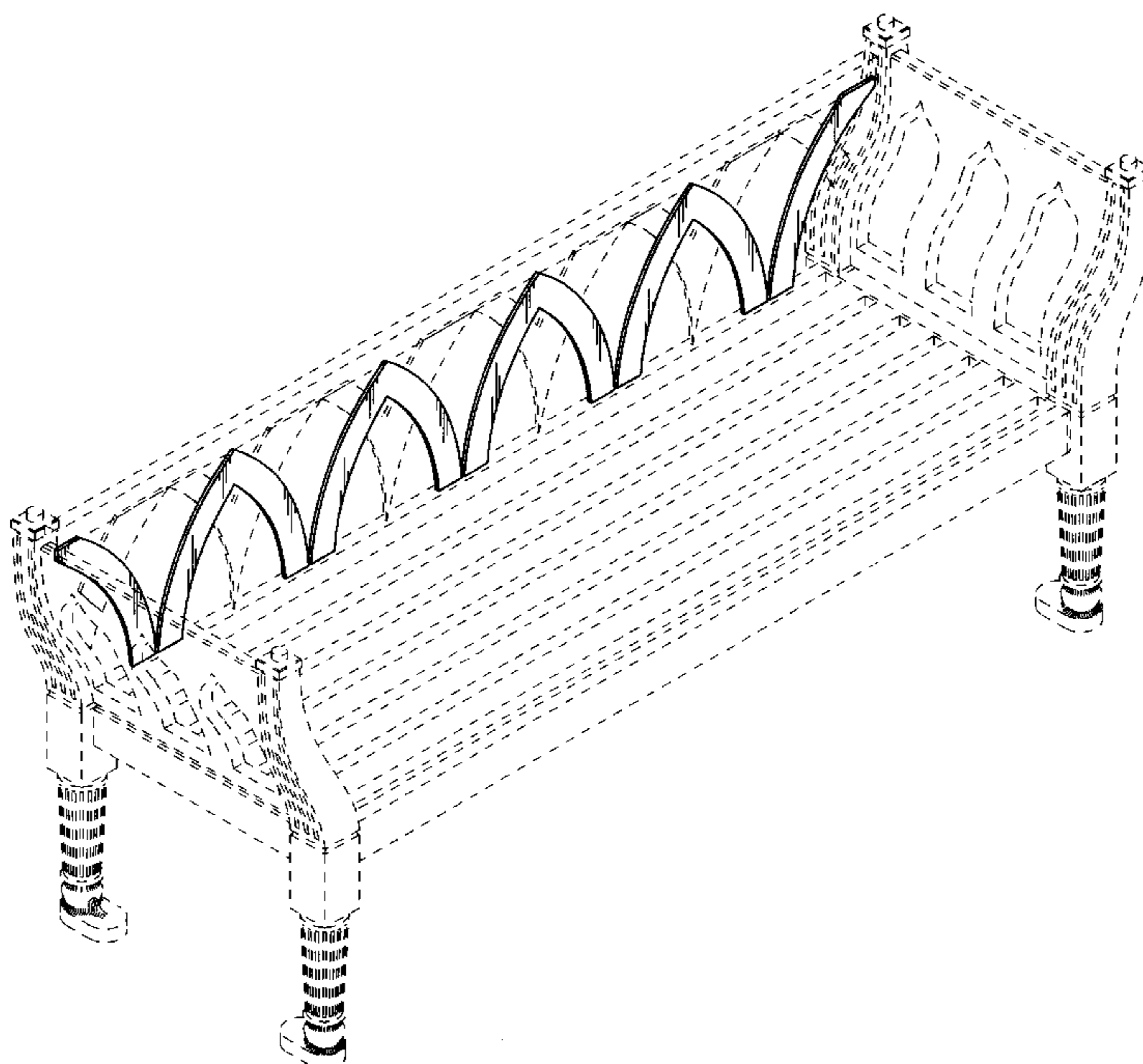
FIG. 5 is a rear elevational view thereof;

FIG. 6 is a bottom view thereof; and,

FIG. 7 is a perspective view of a second embodiment of a bench back-vaulted up, portions of which are cut away to illustrate indeterminate length which is the sole difference between it and FIGS. 1 through 6.

The broken lines are for illustrative purposes and form no part of the claimed design.

1 Claim, 7 Drawing Sheets



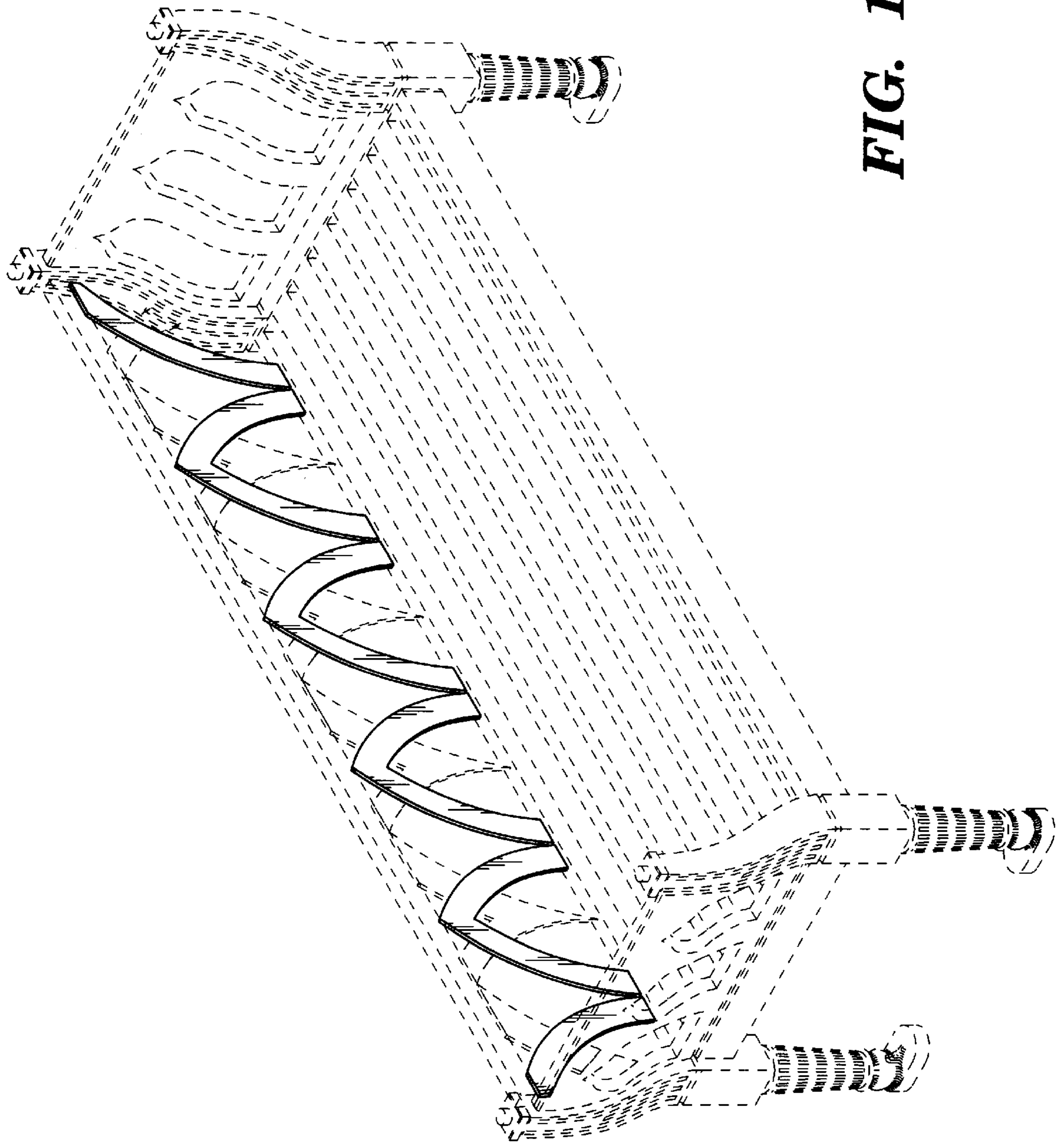


FIG. 1




FIG. 2

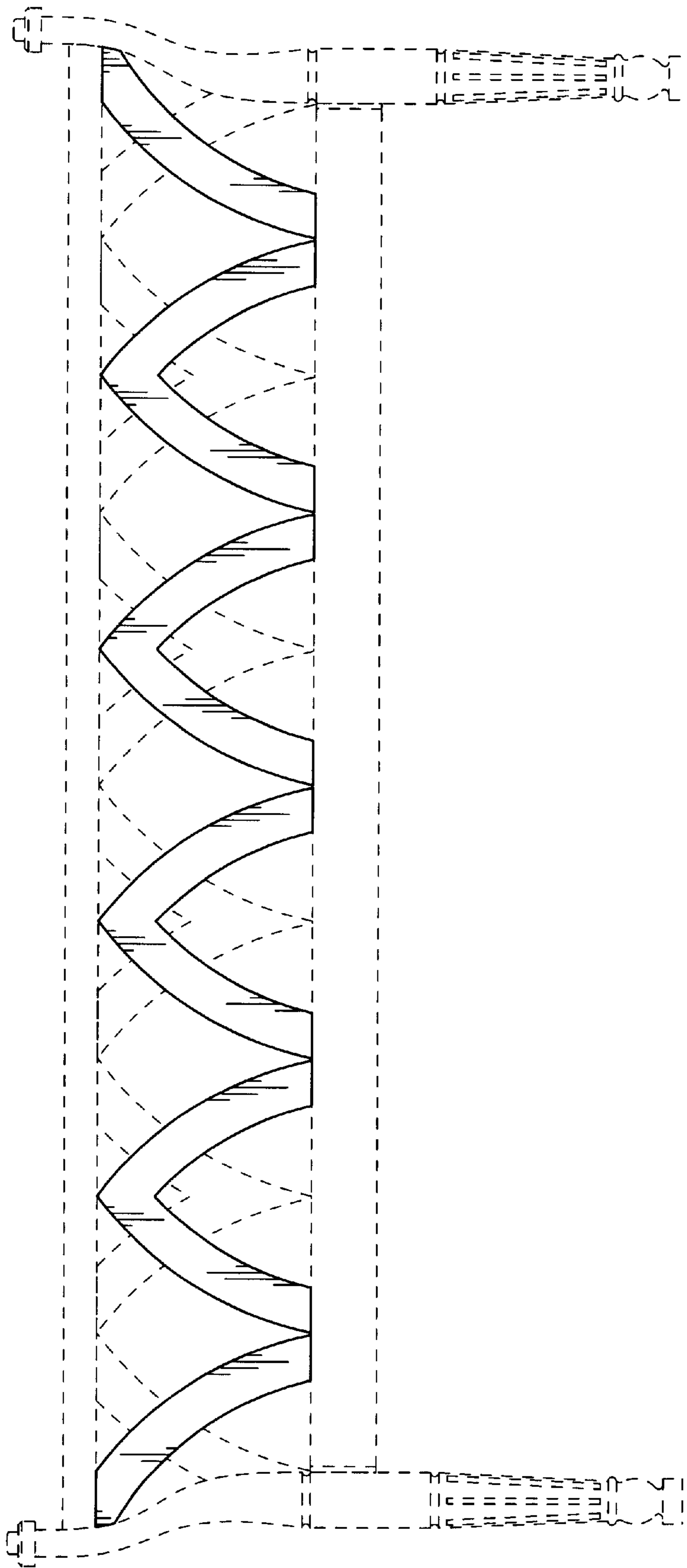


FIG. 3

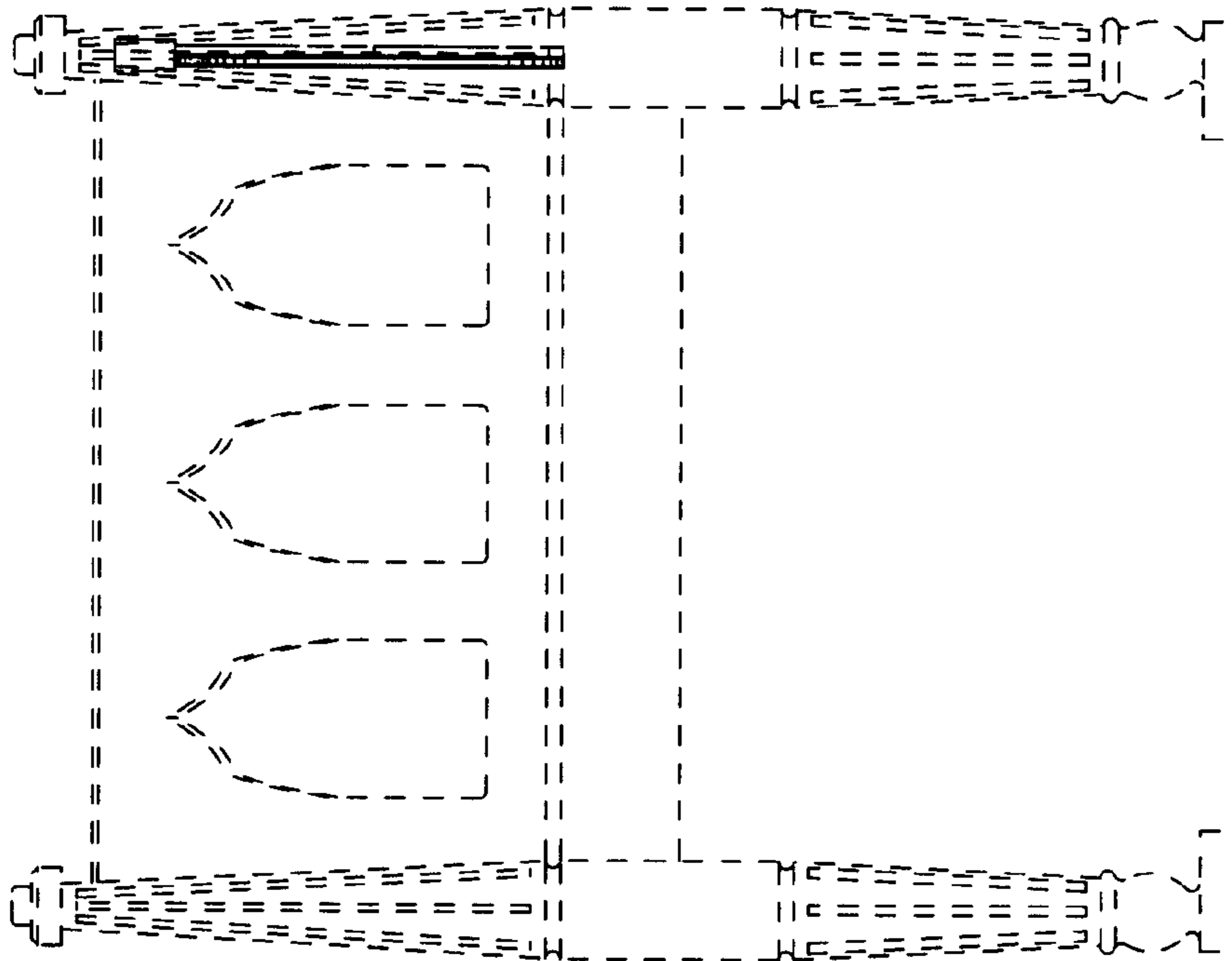


FIG. 4

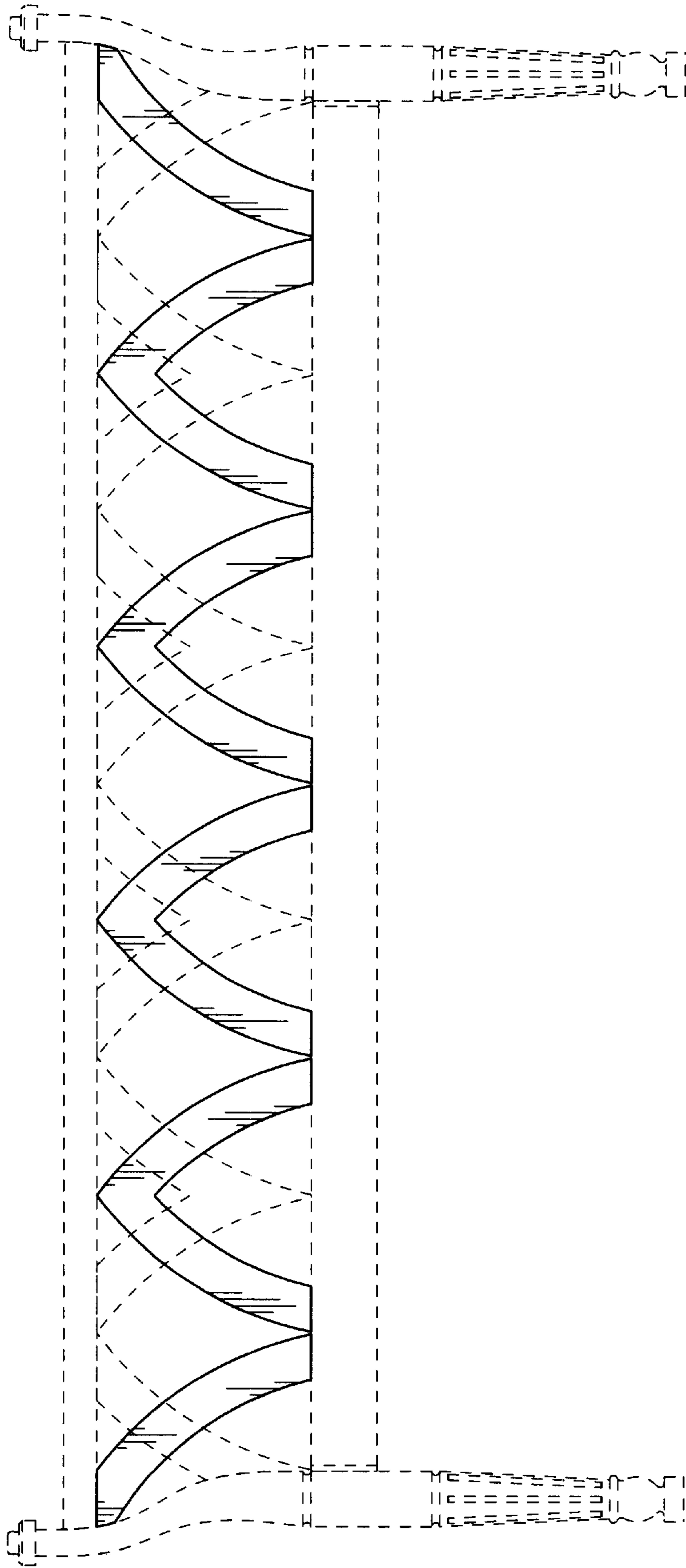


FIG. 5




FIG. 6

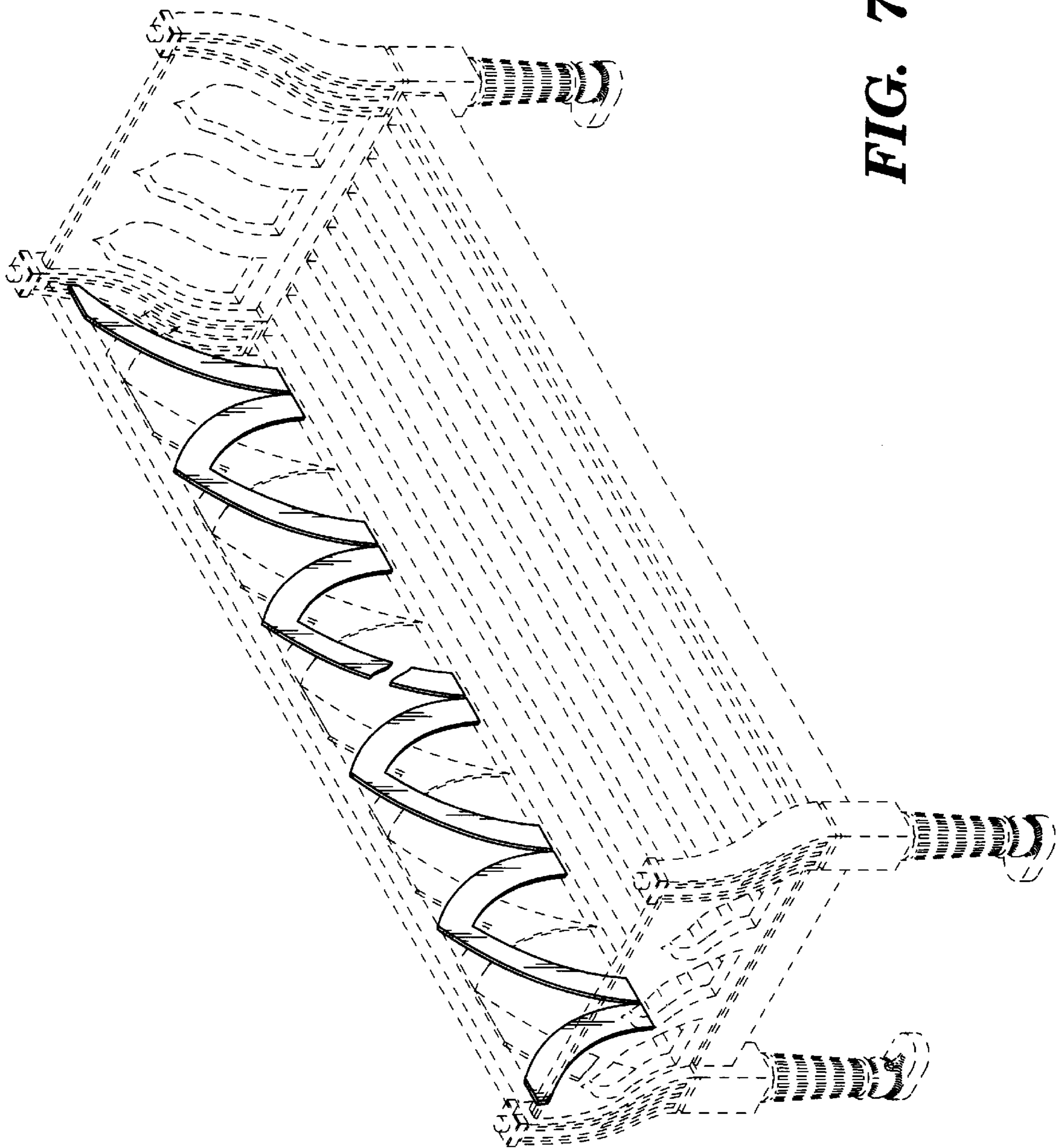


FIG. 7