



US00D467091S

(12) **United States Design Patent**
Natuzzi et al.

(10) **Patent No.:** **US D467,091 S**

(45) **Date of Patent:** **** Dec. 17, 2002**

(54) **SOFA**

(75) **Inventors:** **Pasquale Natuzzi**, Santeramo in Colle (IT); **Claudio Bellini**, Milan (IT)

(73) **Assignee:** **Industrie Natuzzi S.p.A.**, Santeramo in Colle (IT)

(**) **Term:** **14 Years**

(21) **Appl. No.:** **29/148,255**

(22) **Filed:** **Sep. 17, 2001**

(51) **LOC (7) Cl.** **06-01**

(52) **U.S. Cl.** **D6/381**

(58) **Field of Search** D6/334, 335, 336,
D6/364, 371, 381, 500, 501, 502; 5/12.1;
297/232

(56) **References Cited**

U.S. PATENT DOCUMENTS

2,495,849	A	*	1/1950	Kris	D6/336	X
D167,124	S	*	6/1952	Tuttle	D6/381	
D201,130	S	*	5/1965	Pearsall	D6/381	

D255,624	S	*	7/1980	Mosca	D6/334	
D277,240	S	*	1/1985	Dunbar et al.	D6/381	
D355,784	S	*	2/1995	Natuzzi et al.	D6/381	
D432,808	S	*	10/2000	Binder et al.	D6/381	
D448,183	S	*	9/2001	Brisson	D6/335	
D448,946	S	*	10/2001	Goetz	D6/381	

* cited by examiner

Primary Examiner—Gary D. Watson

(74) *Attorney, Agent, or Firm*—Harrison & Egbert

(57) **CLAIM**

The ornamental design for a sofa, as shown and described.

DESCRIPTION

FIG. 1 is a front perspective view of a sofa showing our new design;

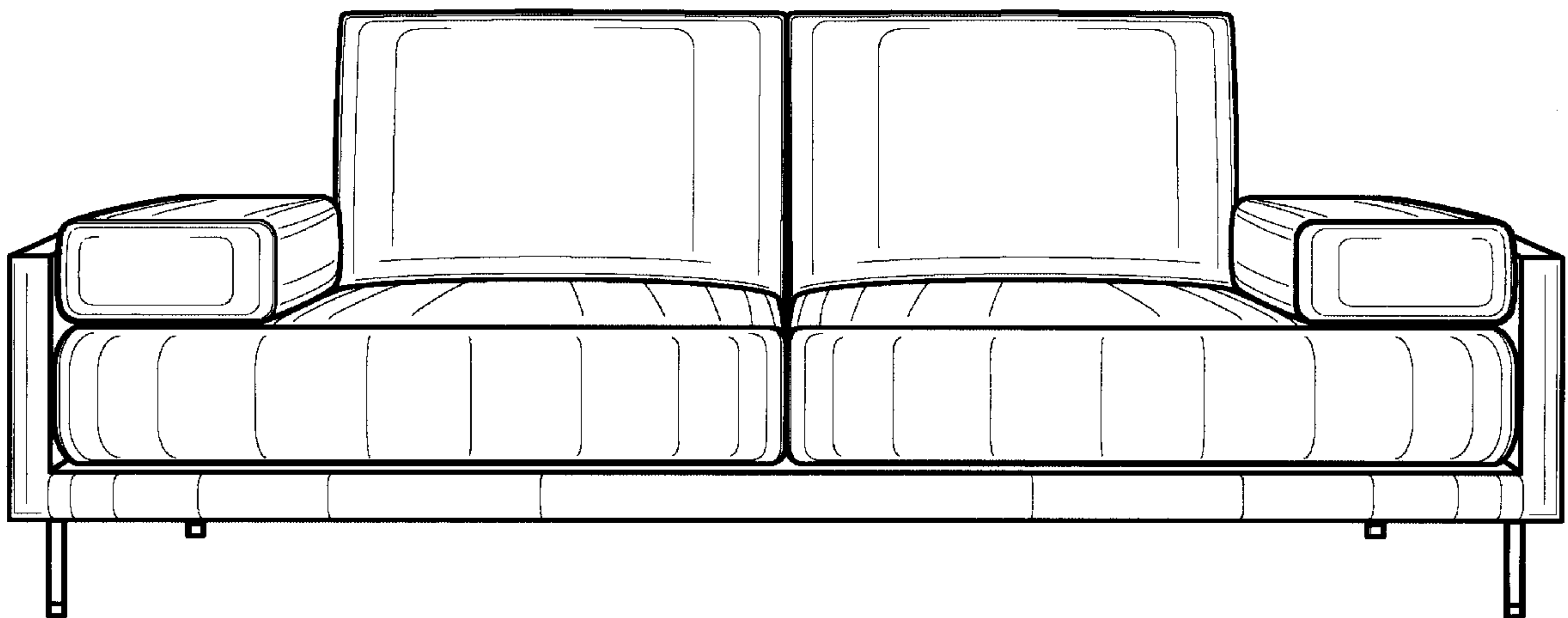
FIG. 2 is a front elevational view thereof,

FIG. 3 is a top view thereof,

FIG. 4 is a left side view thereof, the right side view being a mirror image; and,

FIG. 5 is a rear perspective view thereof.

1 Claim, 3 Drawing Sheets



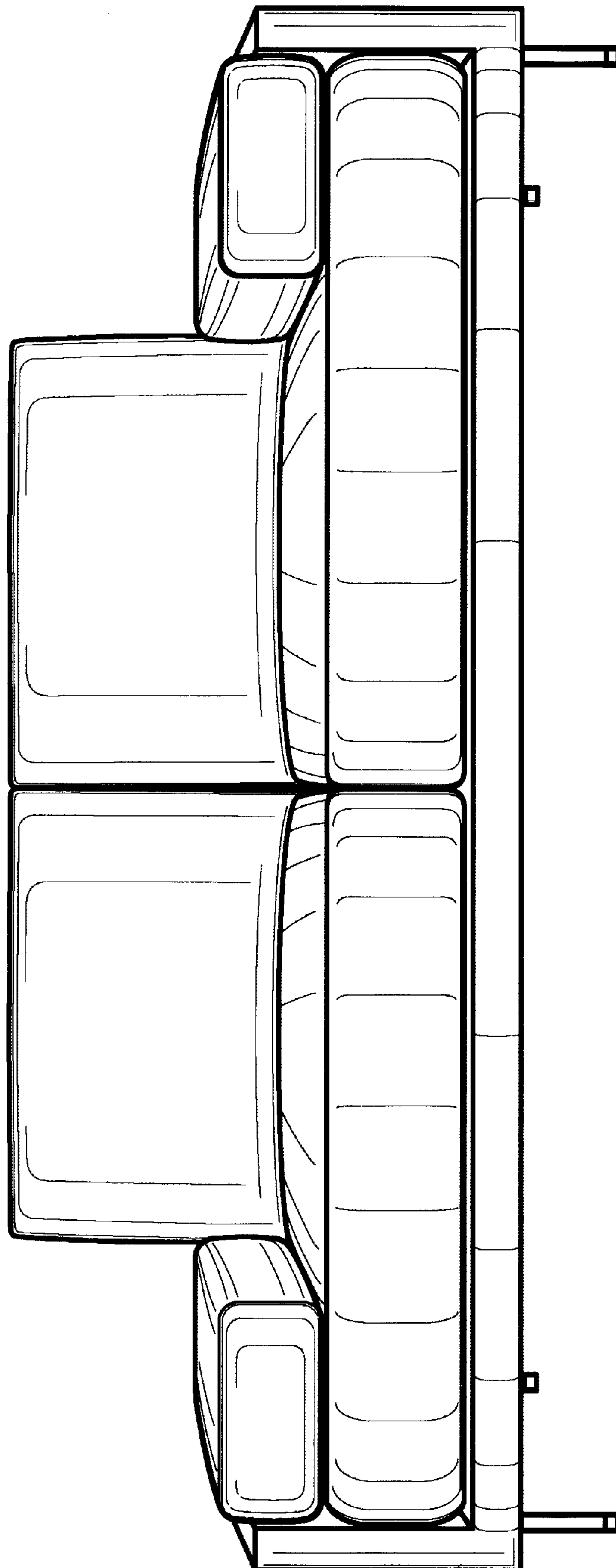


FIG. 1

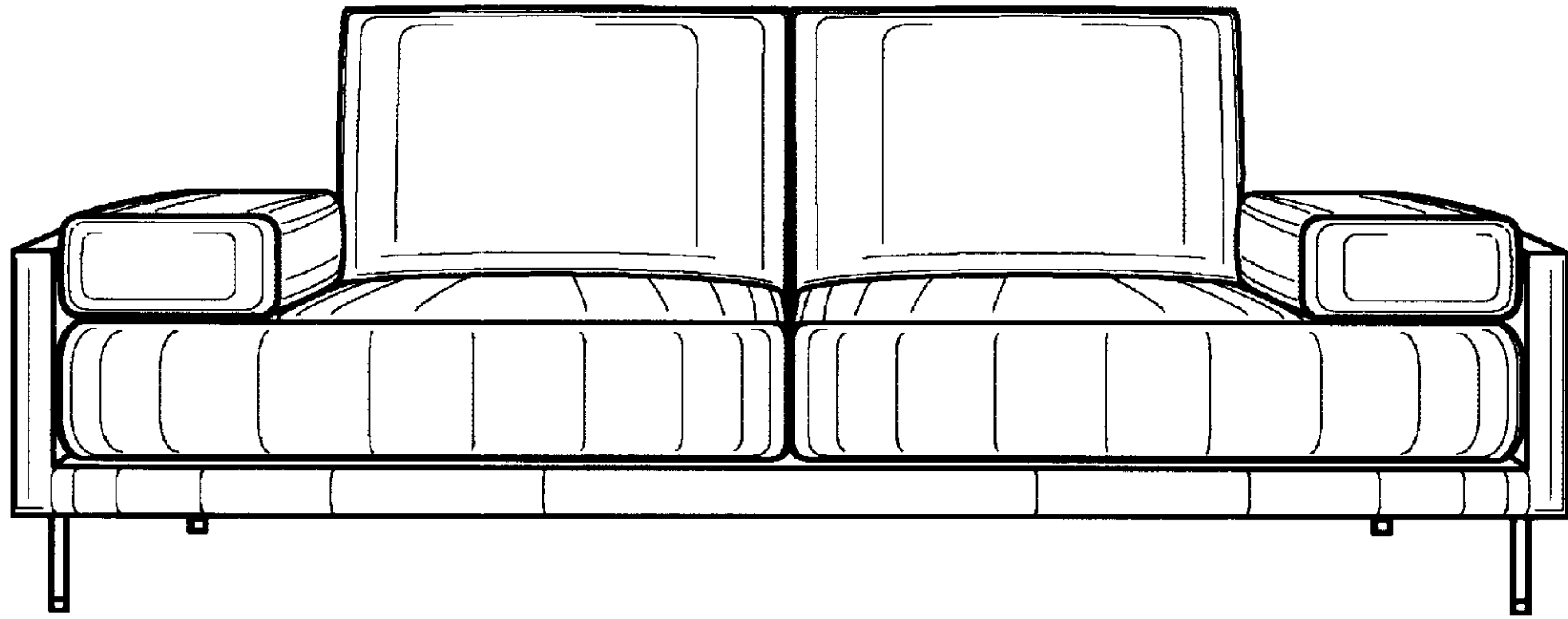


FIG. 2




FIG. 3




FIG. 4

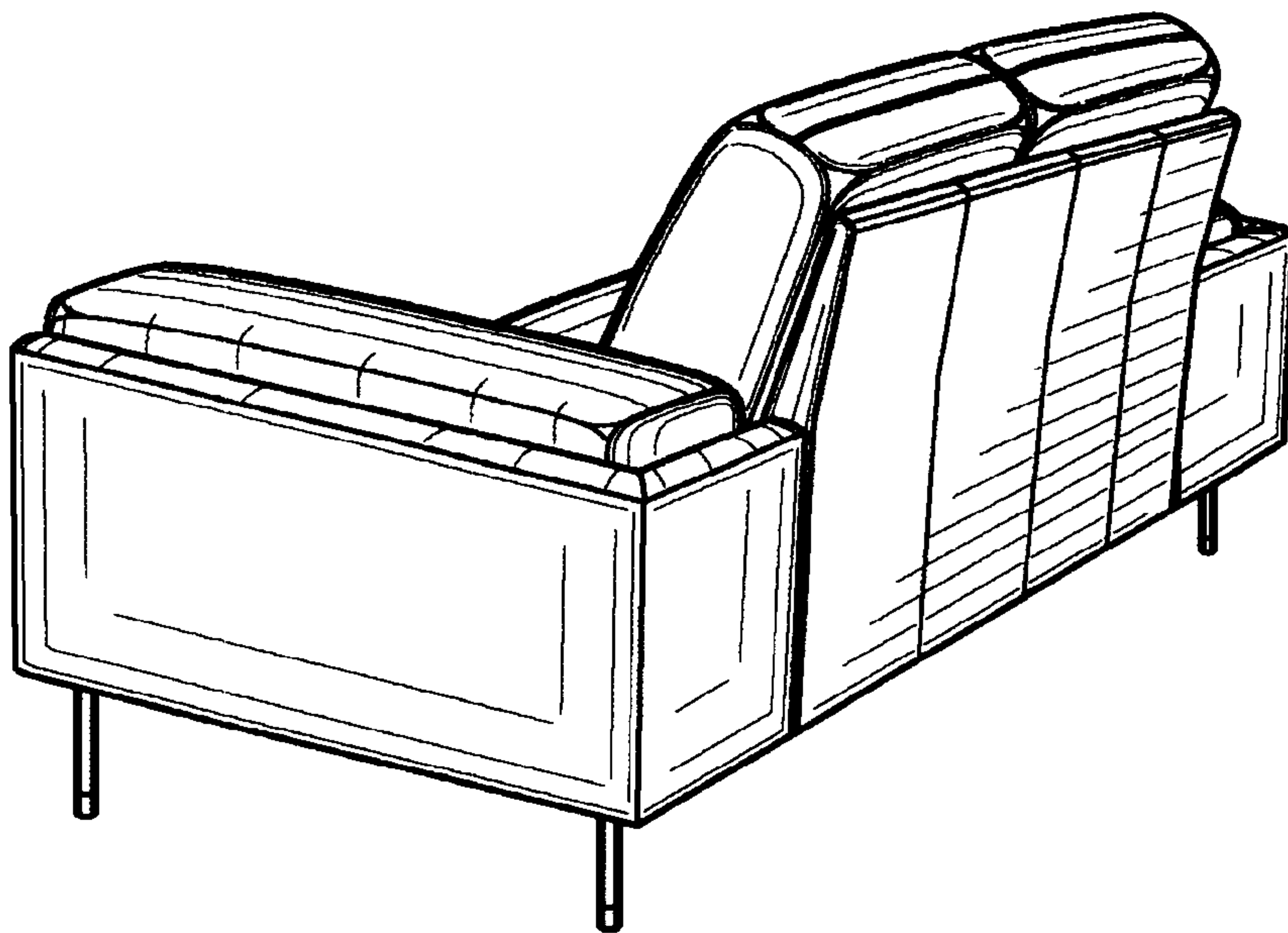


FIG. 5