



US00D467062S

(12) **United States Design Patent**  
**Delgorgue et al.**

(10) **Patent No.:** **US D467,062 S**

(45) **Date of Patent:** **\*\* Dec. 17, 2002**

- (54) **FOOTWEAR UPPER PORTION**
- (75) Inventors: **Gerald Delgorgue**, Ruffieux (FR);  
**Martin Laberge**, Annecy (FR)
- (73) Assignee: **Salomon S.A.**, Metz-Tessy (FR)
- (\*\*) Term: **14 Years**
- (21) Appl. No.: **29/152,400**
- (22) Filed: **Dec. 21, 2001**
- (30) **Foreign Application Priority Data**  
Jun. 21, 2001 (WO) ..... DM/057 296
- (51) **LOC (7) Cl.** ..... **02-99**
- (52) **U.S. Cl.** ..... **D2/972**
- (58) **Field of Search** ..... D2/896, 902, 904,  
D2/946, 969, 972, 973, 970; D21/764;  
36/45, 50.1, 51, 77 M, 77 R, 83, 88, 113,  
114, 126-130

- D404,543 S \* 1/1999 Donnadiu et al. .... D2/904
- D412,614 S \* 8/1999 Lavertue et al. .... D2/972
- D415,880 S \* 11/1999 McCourt ..... D2/972
- D441,181 S \* 5/2001 Morgan ..... D2/972

\* cited by examiner

*Primary Examiner*—Dominic Simone

(74) *Attorney, Agent, or Firm*—Greenblum & Bernstein, P.L.C

(57) **CLAIM**

We claim the ornamental design for a footwear upper portion, as shown and described.

**DESCRIPTION**

FIG. 1 is a perspective view, from the front end and left side, of a footwear upper portion, showing our new design; FIG. 2 is a front end view thereof; FIG. 3 is a rear end view thereof; FIG. 4 is a left side view thereof; FIG. 5 is a right side view thereof; and, FIG. 6 is a top view thereof.

The broken lines shown in FIGS. 1-6 are for illustrative purposes only and form no part of the claimed design.

- (56) **References Cited**  
**U.S. PATENT DOCUMENTS**  
D302,763 S \* 8/1989 Kilgore et al. .... D2/972  
D333,377 S \* 2/1993 Hatfield ..... D2/972

**1 Claim, 3 Drawing Sheets**






FIG. 1

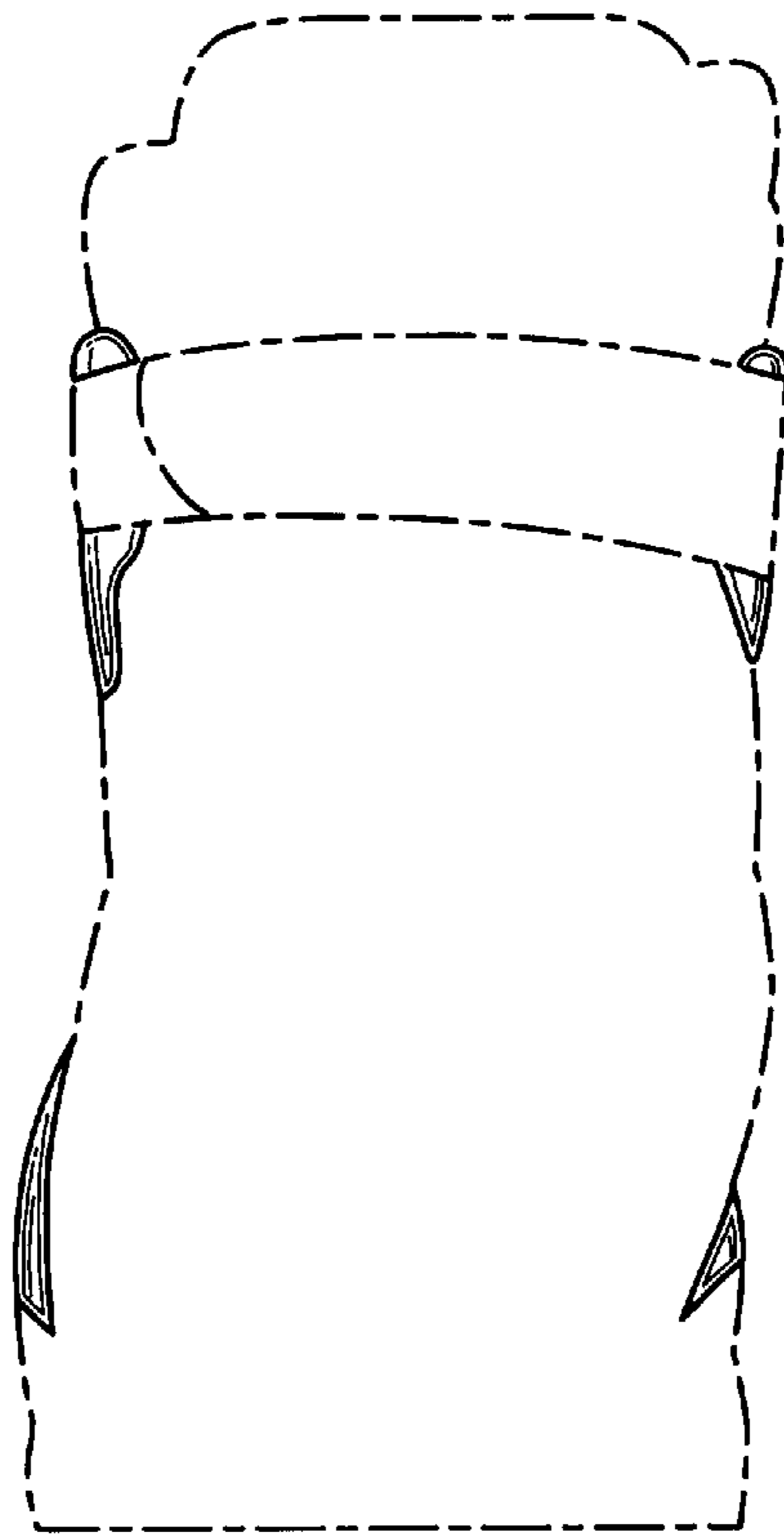


FIG. 2

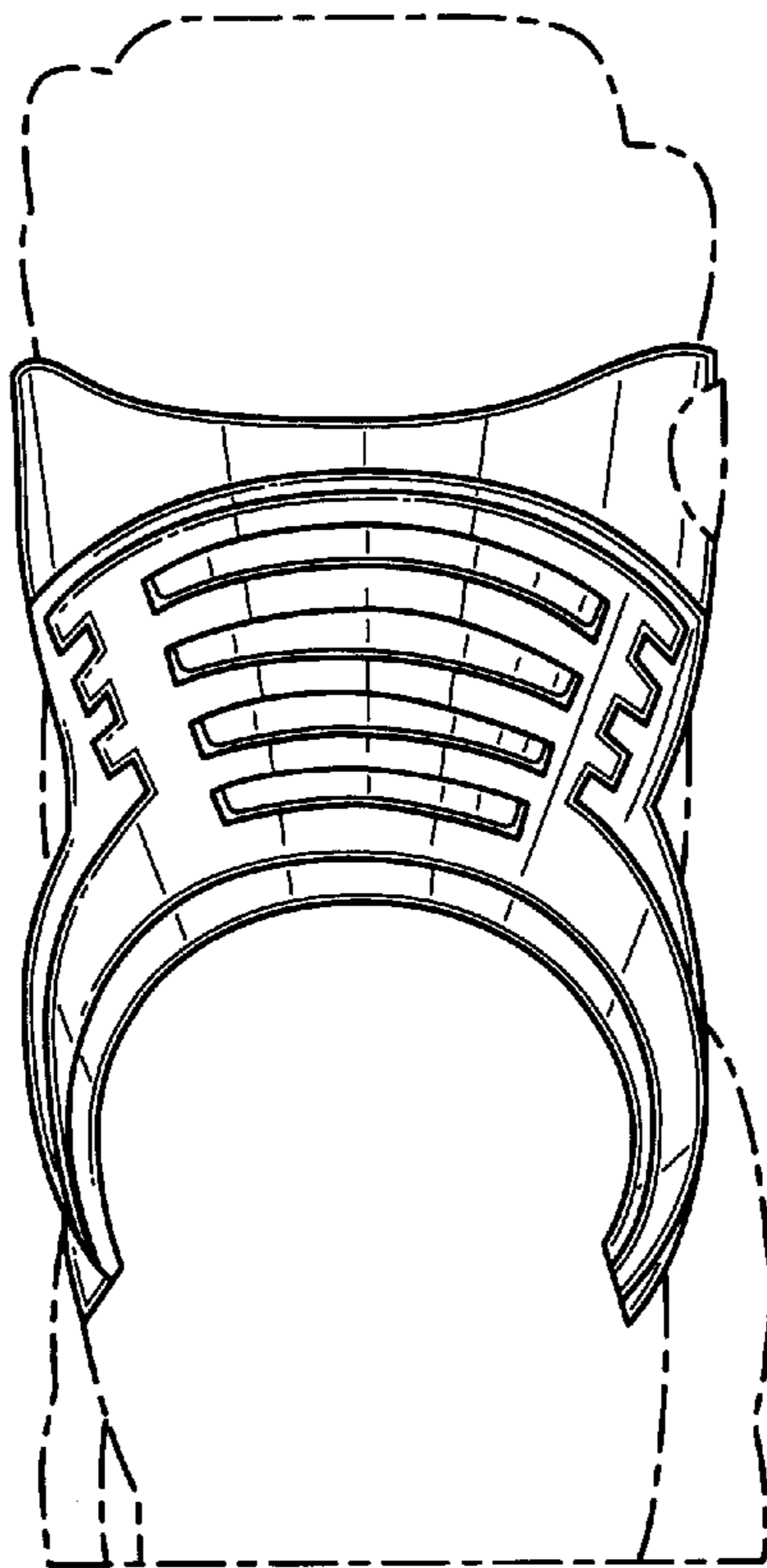


FIG. 3

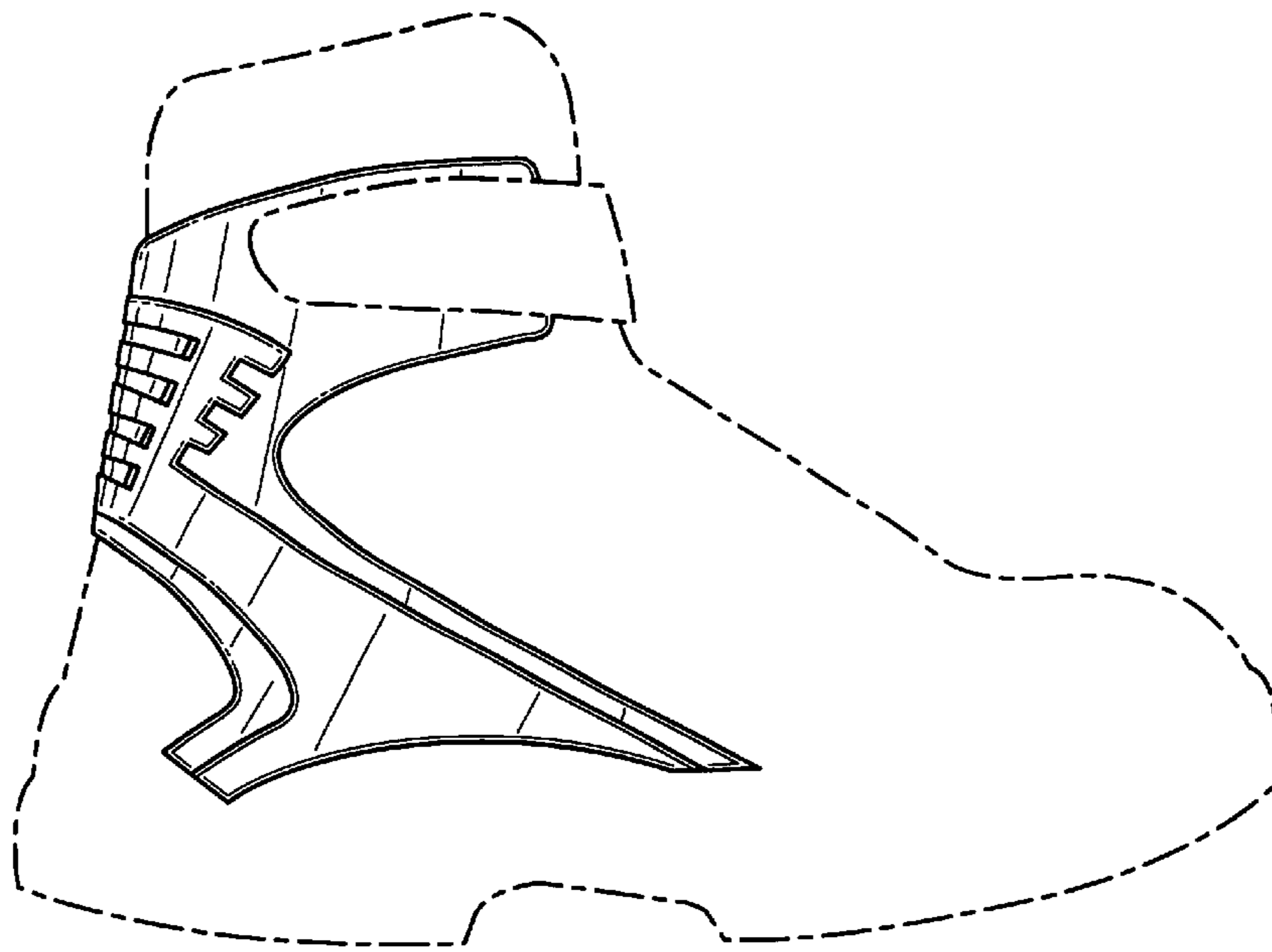


FIG. 4

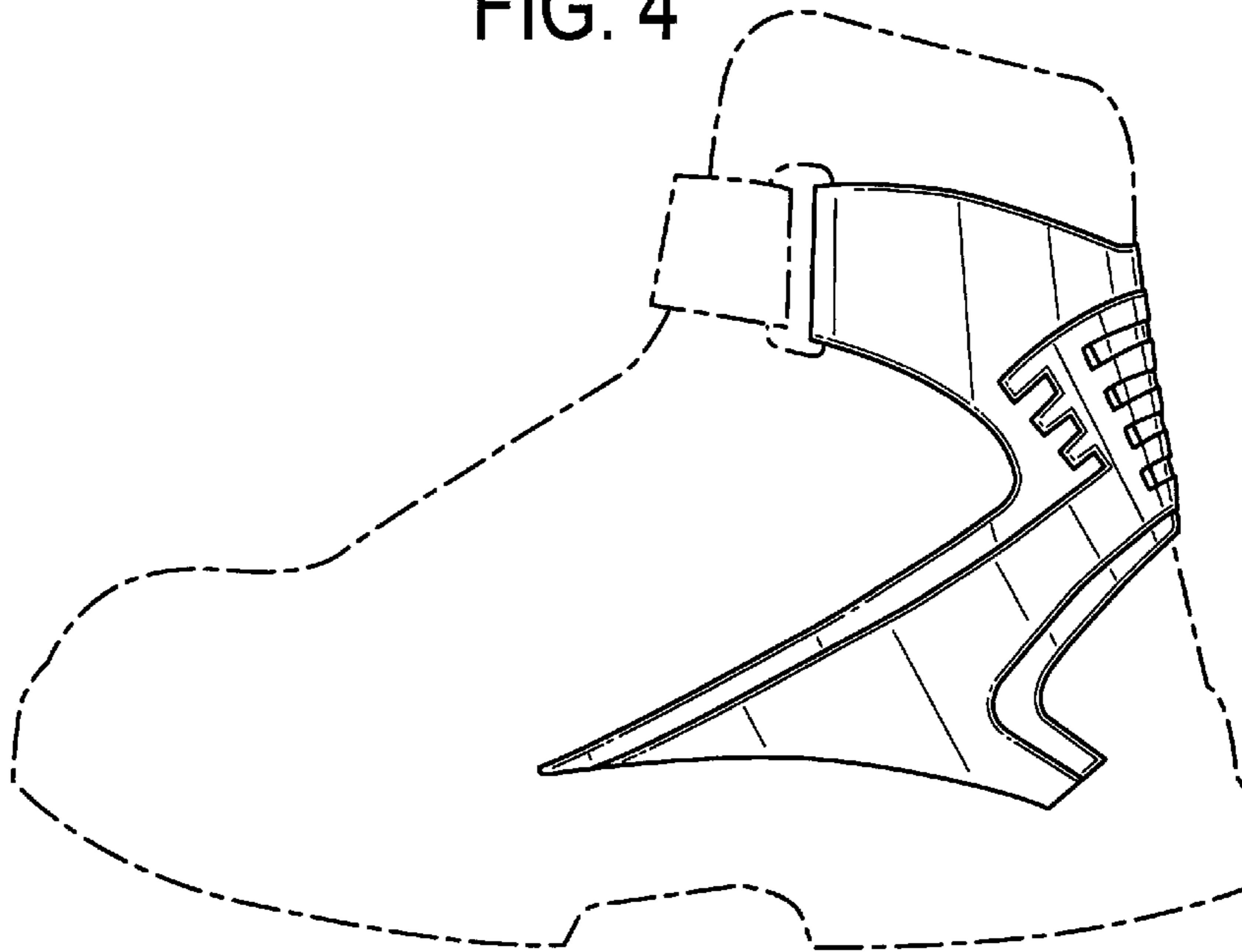


FIG. 5

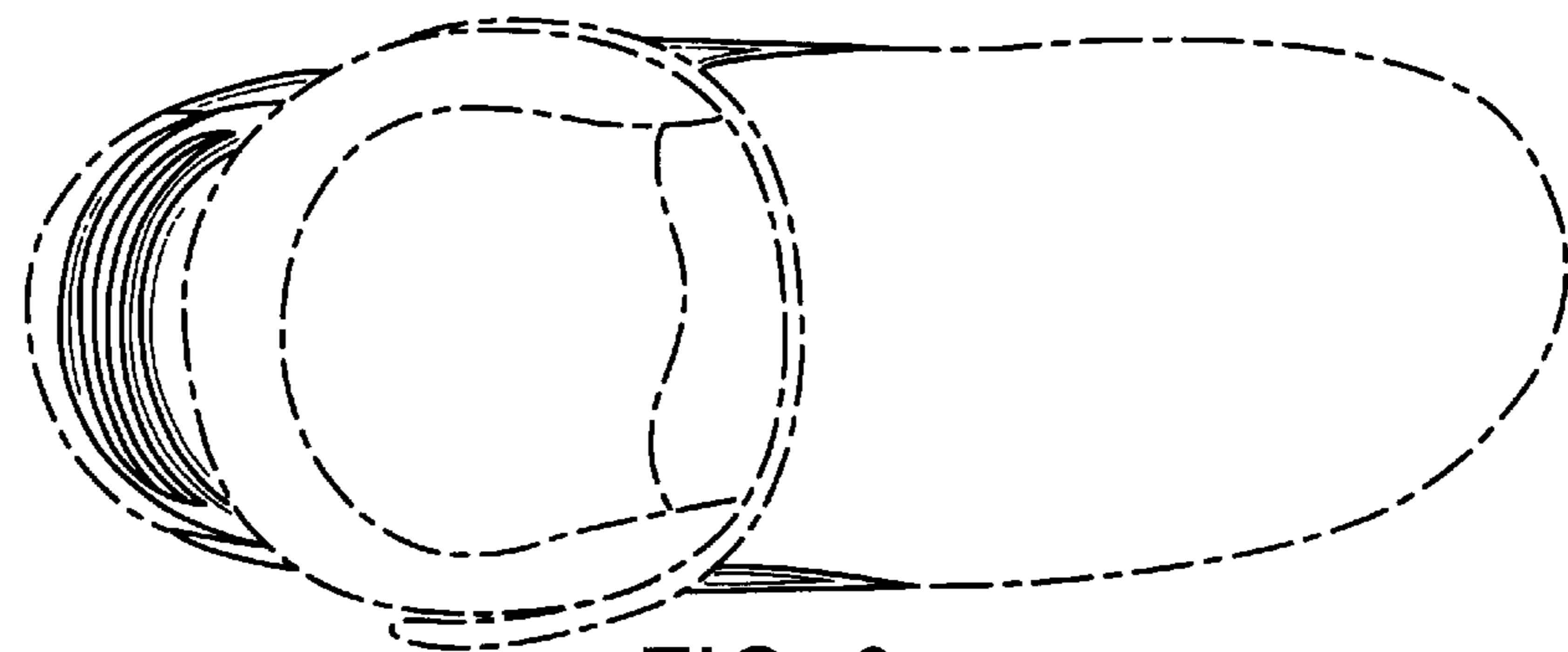


FIG. 6