



US00D467050S

(12) **United States Design Patent**
Russo

(10) **Patent No.:** **US D467,050 S**

(45) **Date of Patent:** **** Dec. 10, 2002**

(54) **STOCKING HOLDER**

FOREIGN PATENT DOCUMENTS

(76) Inventor: **Anita Russo**, 5275 Palisades Ave.,
Riverdale, NY (US) 10463

JP 2000-296295 * 10/2000 D06F/55/00

* cited by examiner

(**) Term: **14 Years**

Primary Examiner—Alan P. Douglas

Assistant Examiner—Lavone Tabor

(21) Appl. No.: **29/158,118**

(22) Filed: **Apr. 1, 2002**

(57) **CLAIM**

(51) **LOC (7) Cl.** **07-05**

The ornamental design for a stocking holder, as shown and described.

(52) **U.S. Cl.** **D32/64**

(58) **Field of Search** D6/326, 328; D8/394,
D8/395; D32/61, 64; 24/334, 499–501,
507–511, 530, 562, 565, 567, DIG. 29;
223/90–91, 93, 96

DESCRIPTION

(56) **References Cited**

U.S. PATENT DOCUMENTS

D144,472 S	*	4/1946	Ward	D32/64
D191,108 S	*	8/1961	Dahlen	D32/64
3,896,527 A	*	7/1975	Miller et al.	24/499
4,514,885 A	*	5/1985	Delahousse et al.	24/557
D353,245 S	*	12/1994	Tucker	D32/61
6,389,657 B1	*	5/2002	Turner	24/530 X

FIG. 1 is a perspective view of a stocking holder showing my new design;

FIG. 2 is a top plan view thereof;

FIG. 3 is a front elevational view thereof;

FIG. 4 is a right side elevational view thereof;


FIG. 5 is a rear elevational view thereof; and,

FIG. 6 is a bottom view thereof.

FIGS. 2–6 are shown on an enlarged scale.

The broken lines shown in FIG. 1 are for illustrative purposes only and form no part of the claimed design.

1 Claim, 2 Drawing Sheets






FIG. 1

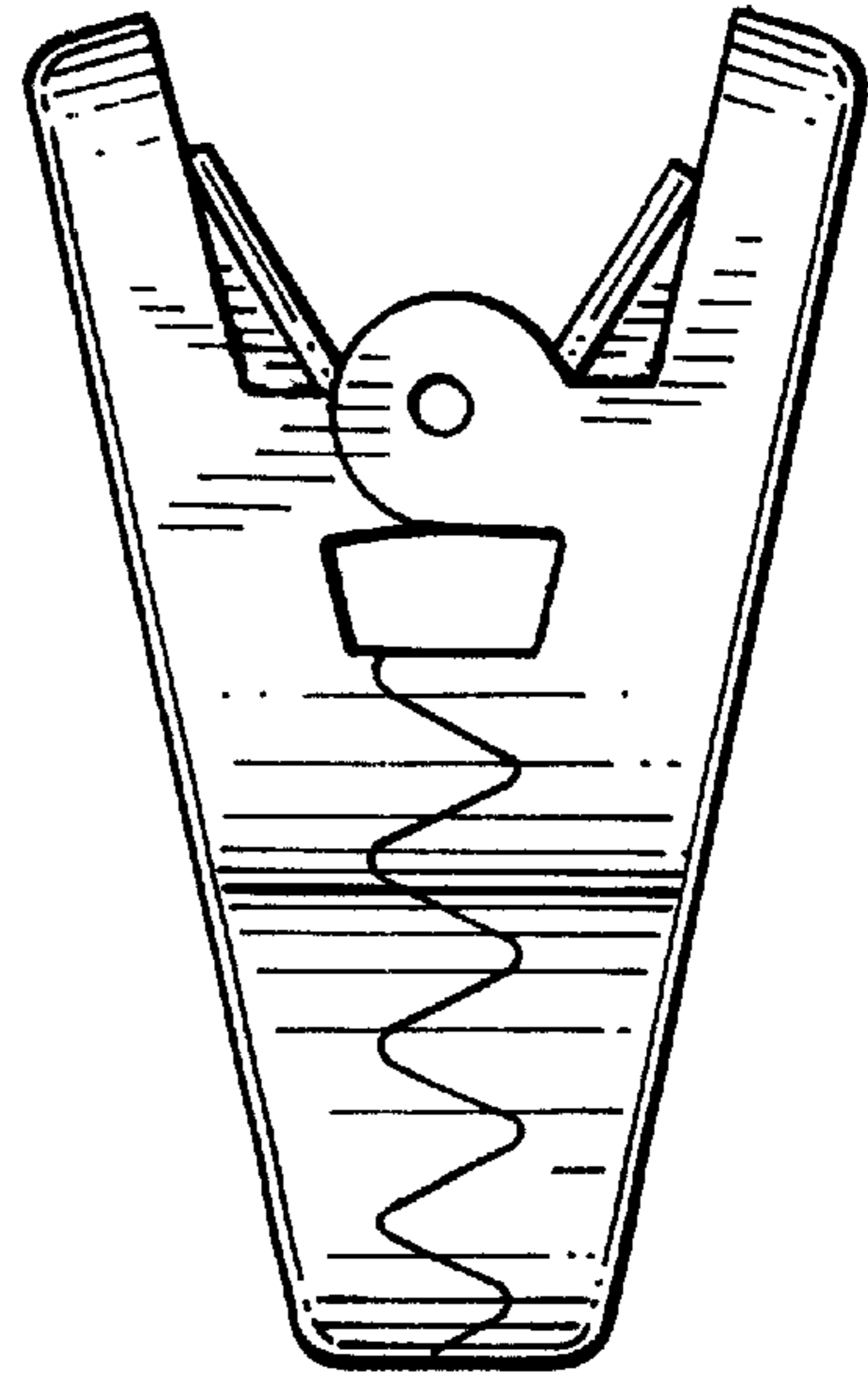


FIG. 2

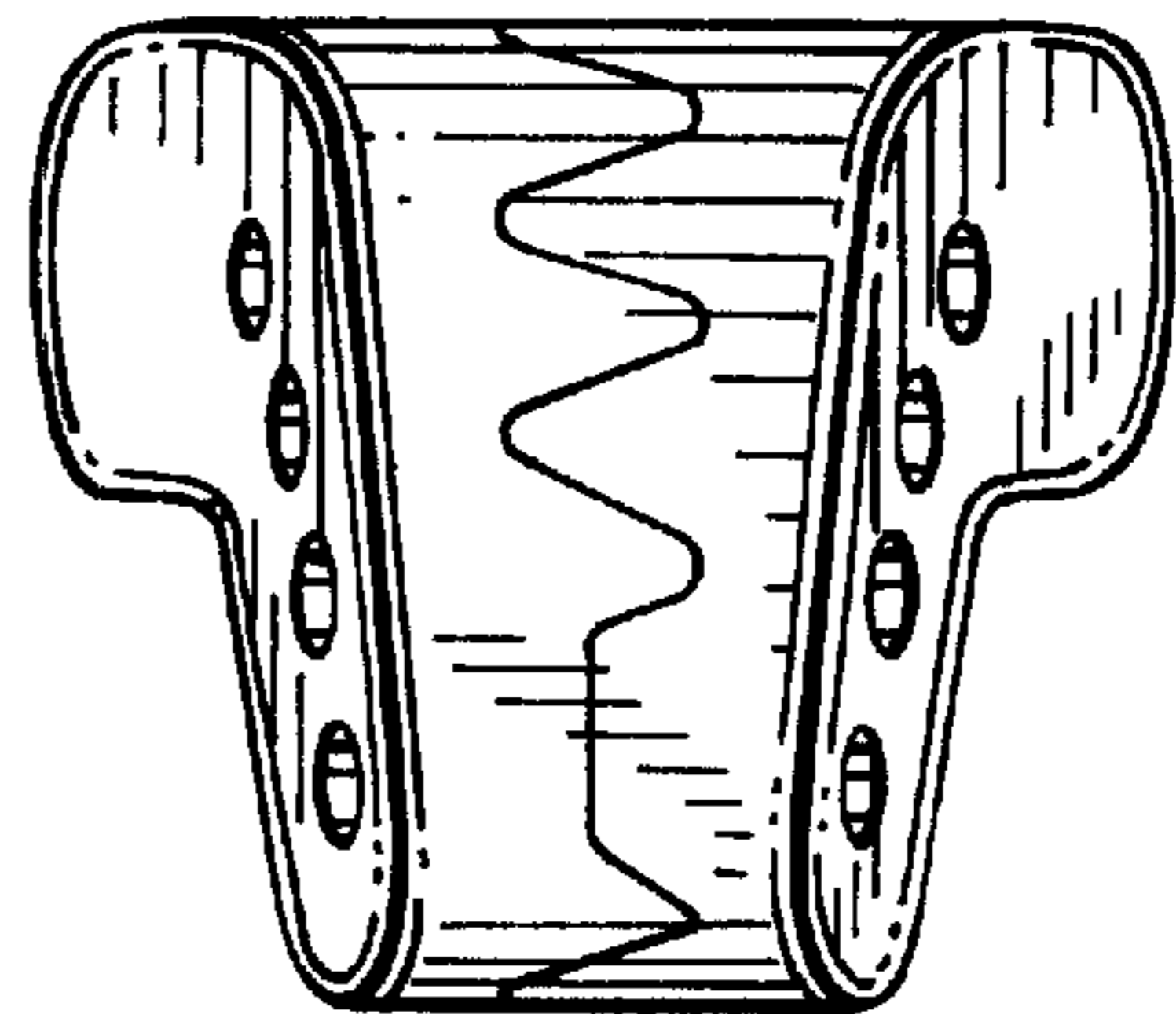


FIG. 3

FIG. 4

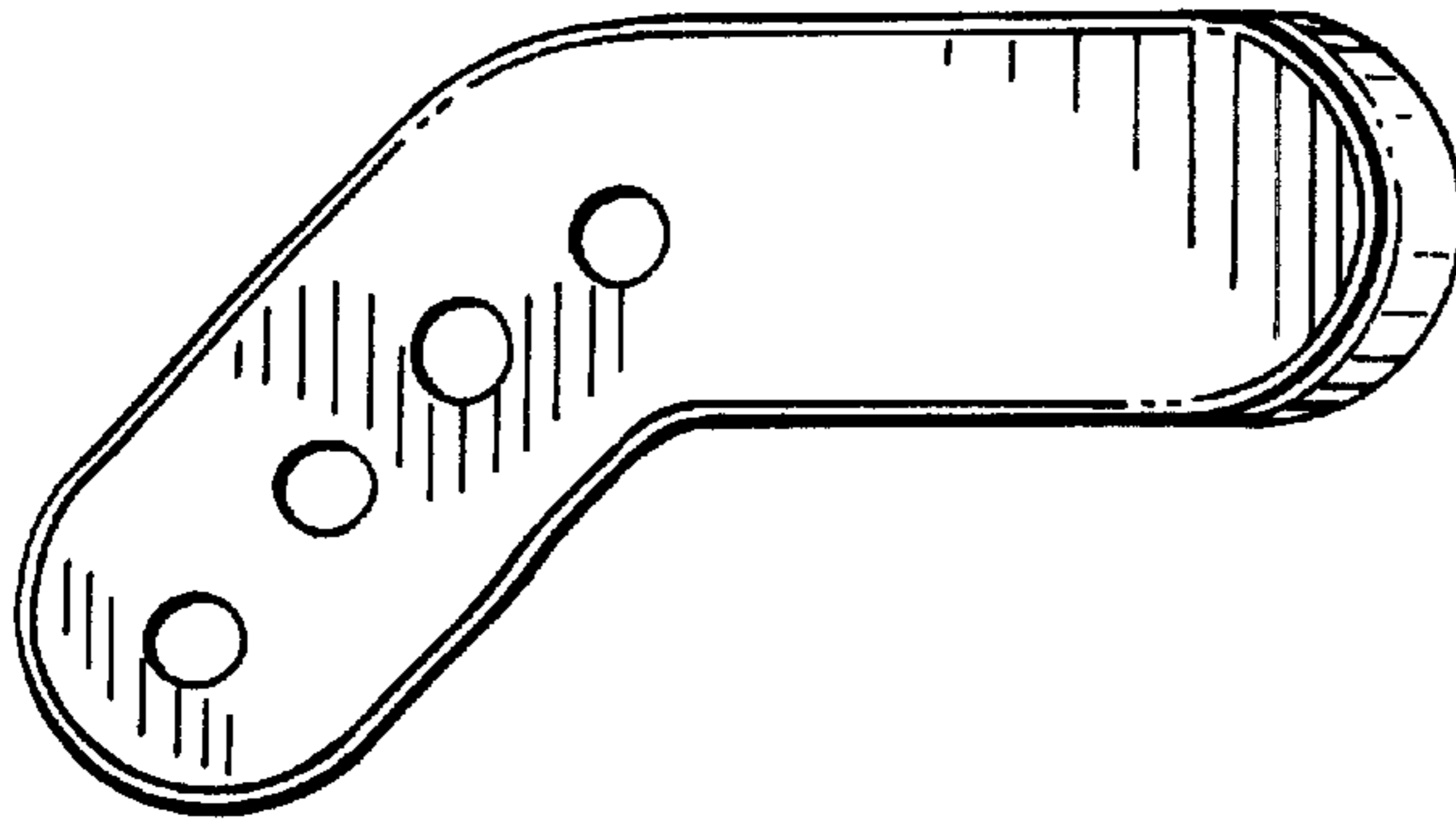


FIG. 5

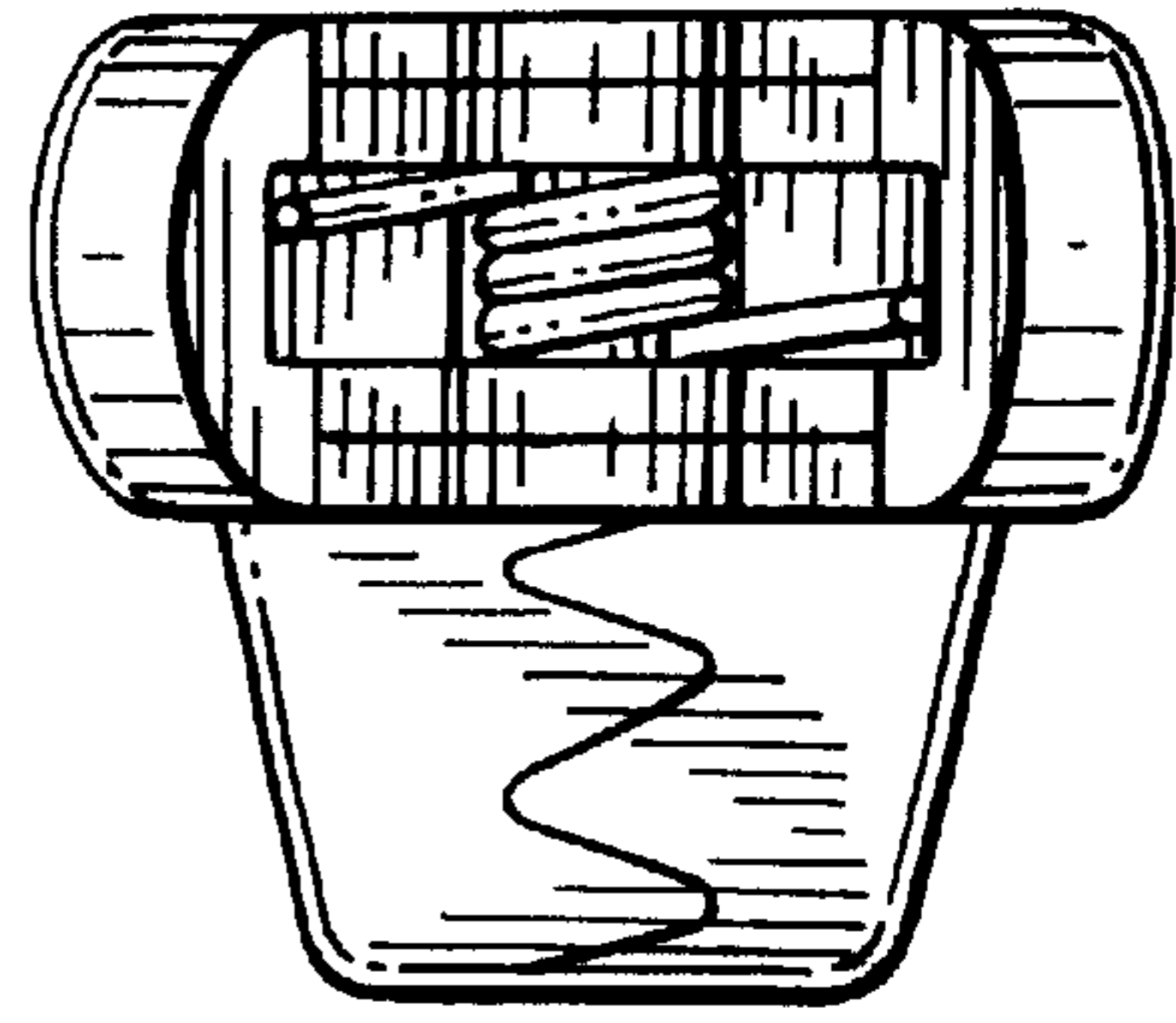


FIG. 6

