

US00D467047S

(12) **United States Design Patent**  
**Bedretdinov**

(10) **Patent No.:** **US D467,047 S**

(45) **Date of Patent:** **\*\* Dec. 10, 2002**

(54) **IRONING PRESS**

(75) Inventor: **Amir Bedretdinov**, Geneva (CH)

(73) Assignee: **EXEO S.A.**, Geneva (CH)

(\*\*) Term: **14 Years**

(21) Appl. No.: **29/155,244**

(22) Filed: **Feb. 8, 2002**

(30) **Foreign Application Priority Data**

Aug. 8, 2001 (XH) ..... DMA/005 408

(51) **LOC (7) Cl.** ..... **15-05**

(52) **U.S. Cl.** ..... **D32/9**

(58) **Field of Search** ..... D32/1, 9; 38/1 A-1 C,  
38/4-6, 12, 14-17, 19, 24-28, 71-72

(56) **References Cited**

**U.S. PATENT DOCUMENTS**

820,878 A *	5/1906	Koons	38/71
D132,143 S *	4/1942	Barofsky	D32/9
D154,288 S *	6/1949	Kennedy	D32/9
2,482,412 A *	9/1949	Gershon	38/66
3,070,910 A *	1/1963	DeDube	38/71
3,137,953 A *	6/1964	Foster	38/30
D199,079 S *	9/1964	Boldt	D32/9
3,494,516 A *	2/1970	McMillan	38/17 X
3,579,877 A *	5/1971	Bray, Jr.	38/12
RE27,368 E *	5/1972	Corby	38/72
D225,451 S *	12/1972	Jimenez	D32/9
4,514,918 A *	5/1985	Warner	38/36

D281,029 S *	10/1985	Marrs	D32/9
4,689,905 A *	9/1987	Vartan	38/26
5,075,989 A *	12/1991	Cartabbia	38/6
D354,591 S *	1/1995	Wong	D32/9
6,032,837 A *	3/2000	Uchikoshi	223/70

\* cited by examiner

*Primary Examiner*—Nelson C. Holtje

(74) *Attorney, Agent, or Firm*—Young & Thompson

(57) **CLAIM**

The ornamental design for a ironing press, as shown and described.

**DESCRIPTION**

FIG. 1 is a top, front and side perspective view  
 FIG. 2 is a side elevational view from the right of FIG. 1  
 FIG. 3 is a side elevational view from the left of FIG. 1  
 FIG. 4 is a front elevational view  
 FIG. 5 is a rear elevational view  
 FIG. 6 is a top plan view  
 FIG. 7 is a bottom plan view  
 FIG. 8 is a top plan view in open position  
 FIG. 9 is a bottom plan view  
 FIG. 10 is a side elevational view from the right of FIG. 11  
 FIG. 11 is a top, front and side perspective view in open position  
 FIG. 12 is a front elevational view of FIG. 11  
 FIG. 13 is a rear elevational view of FIG. 11; and,  
 FIG. 14 is a side elevational view from the left of FIG. 11

**1 Claim, 14 Drawing Sheets**







FIG. 1





**FIG. 2**







FIG. 3





**FIG. 4**



**FIG. 5**






FIG. 6

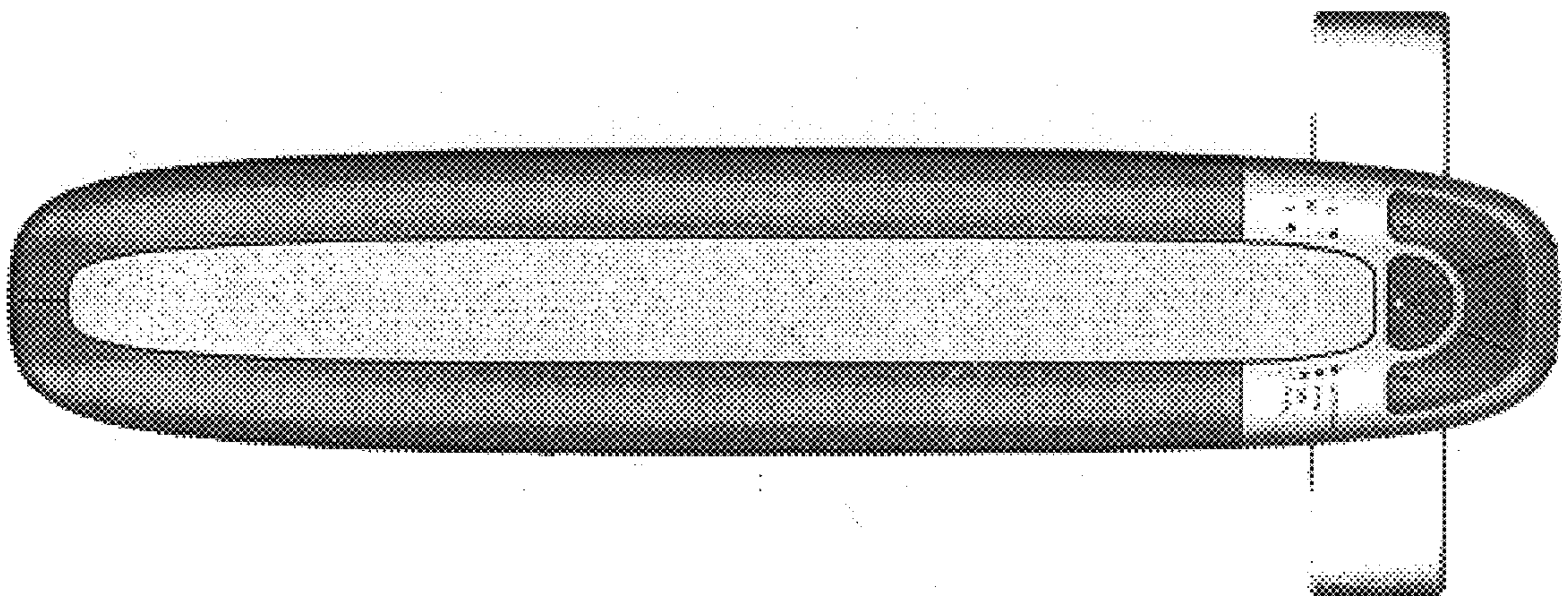


FIG. 7

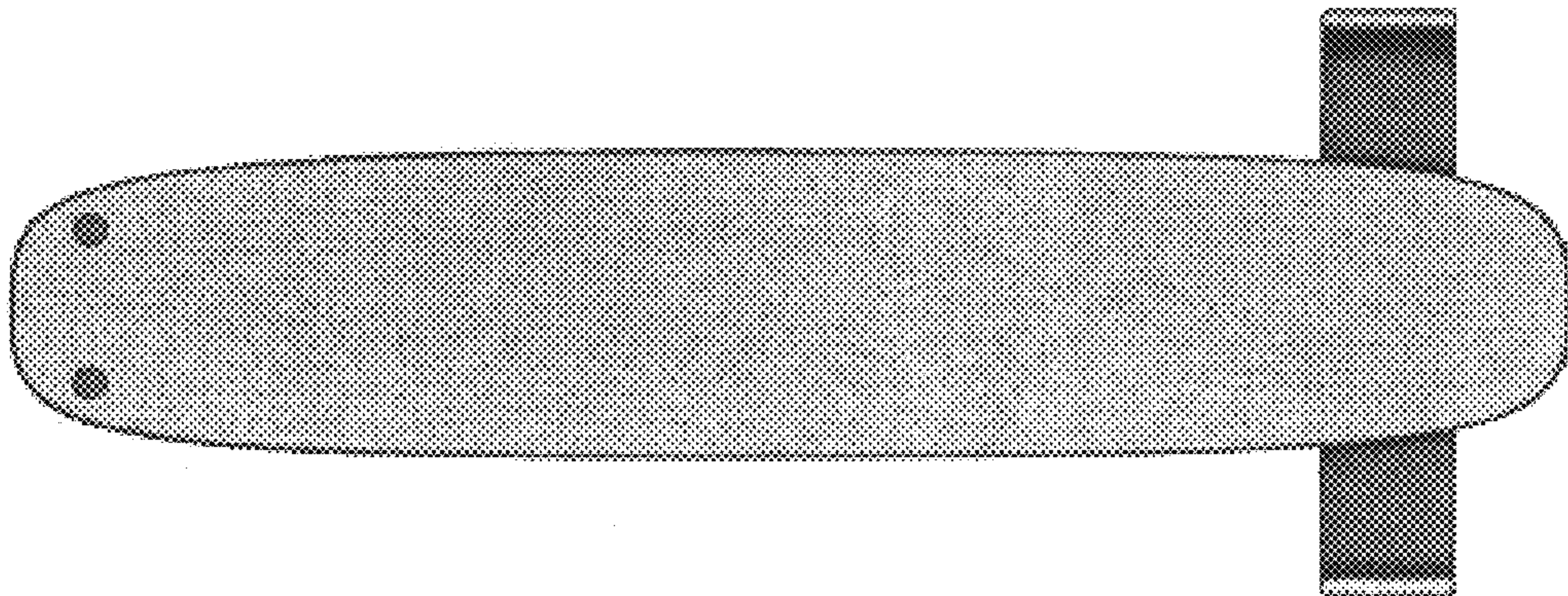




FIG. 8






FIG. 9






FIG. 10






FIG. 11







FIG. 12





**FIG. 13**






FIG. 14

