



US00D467037S

(12) **United States Design Patent**
Bakic

(10) **Patent No.:** **US D467,037 S**

(45) **Date of Patent:** **** Dec. 10, 2002**

(54) **EYESHADOW CASE**

(75) Inventor: **Dieter Bakic**, Milan (IT)

(73) Assignee: **Dieter Bakic Design S.R.L.** (IT)

(**) Term: **14 Years**

(21) Appl. No.: **29/153,184**

(22) Filed: **Jan. 4, 2002**

(30) **Foreign Application Priority Data**

Jul. 6, 2001 (XH) DM/057 702

(51) **LOC (7) Cl.** **28-03**

(52) **U.S. Cl.** **D28/82**

(58) **Field of Search** D28/76-84; D9/420;
132/293-307; 206/581, 823, 235; 220/DIG. 26

(56) **References Cited**

U.S. PATENT DOCUMENTS

1,126,217 A * 1/1915 Hough 132/301
1,568,151 A * 1/1926 Foster 132/307
1,804,563 A * 5/1931 Kline et al. 132/301

D137,032 S * 1/1944 Stertz D28/82
D137,166 S * 2/1944 Crane D28/82
D298,362 S * 11/1988 Filiz D28/82
D441,144 S * 4/2001 Vanoncini D28/82
D442,744 S * 5/2001 Goswell D28/82

* cited by examiner

Primary Examiner—Ted Shooman

Assistant Examiner—C. Tuttle

(74) *Attorney, Agent, or Firm*—Cantor Colburn LLP

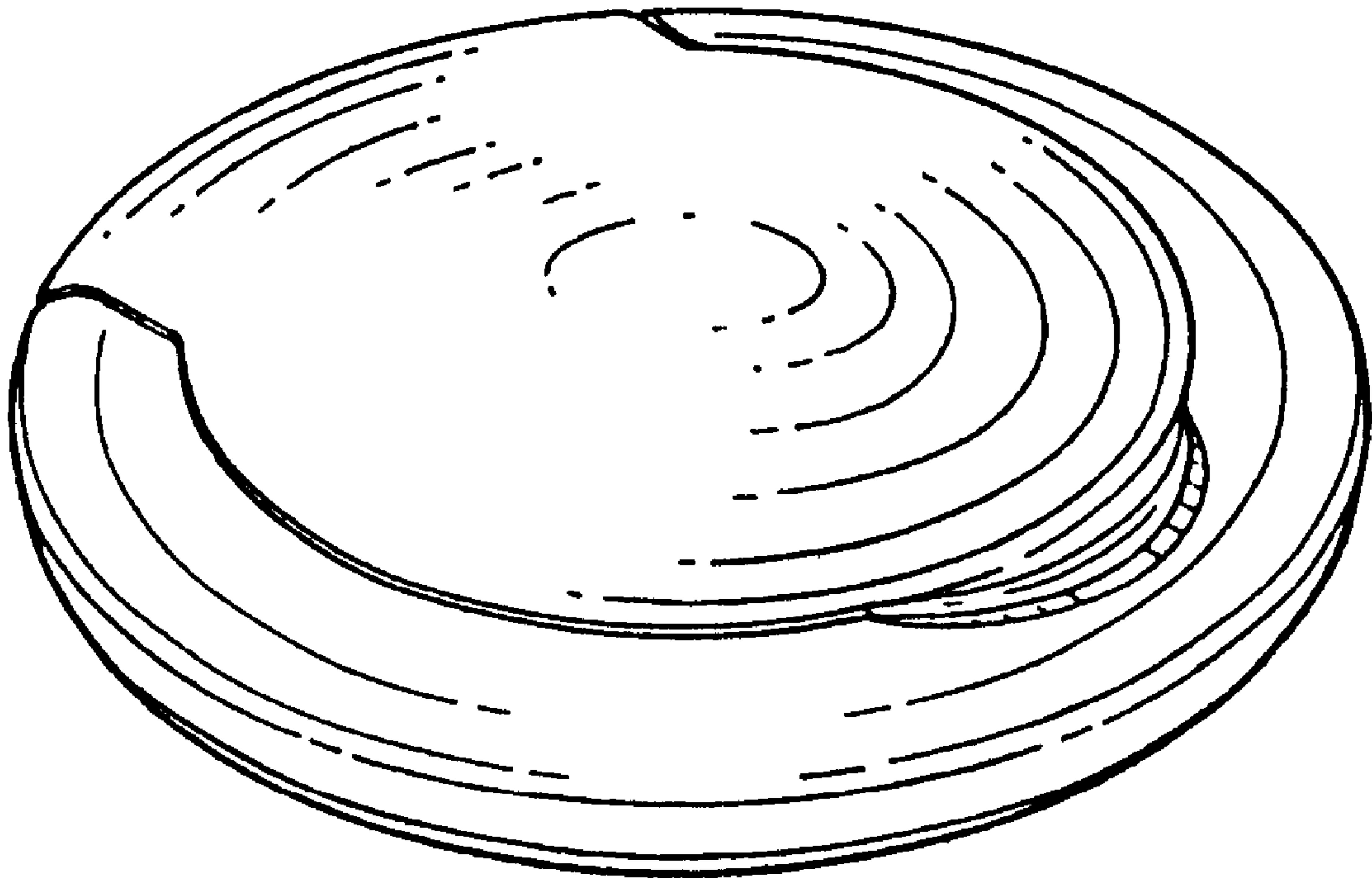
(57) **CLAIM**

The ornamental design for an eyeshadow case, as shown and described.

DESCRIPTION

FIG. 1 is a front perspective view of an eyeshadow case showing my new design;
FIG. 2 is a side elevational view thereof, the opposite side being a mirror image thereof;
FIG. 3 is a top plan view thereof;
FIG. 4 is a front elevational view thereof; and,
FIG. 5 is a rear elevational view thereof.

1 Claim, 3 Drawing Sheets



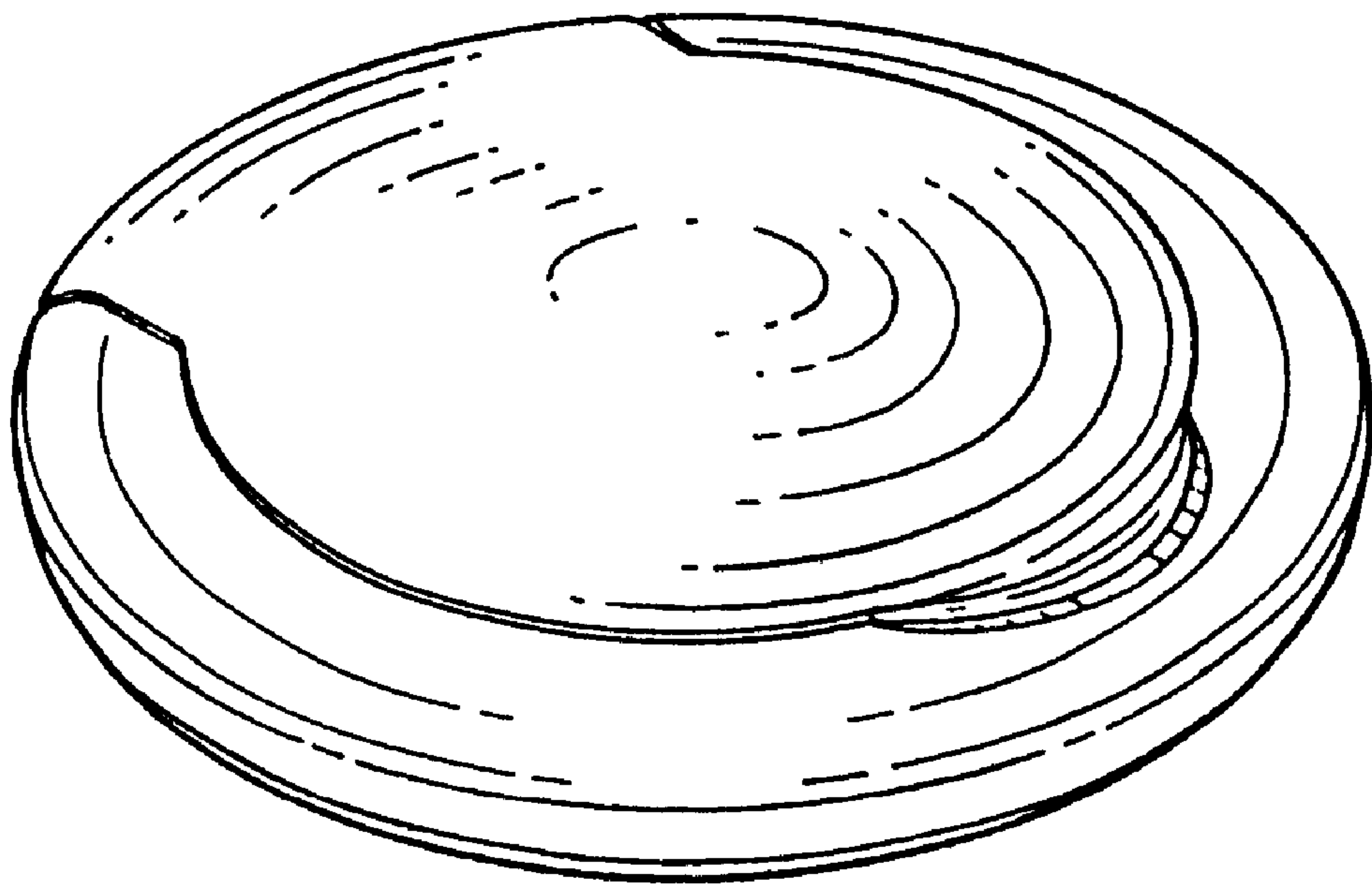


FIG. 1

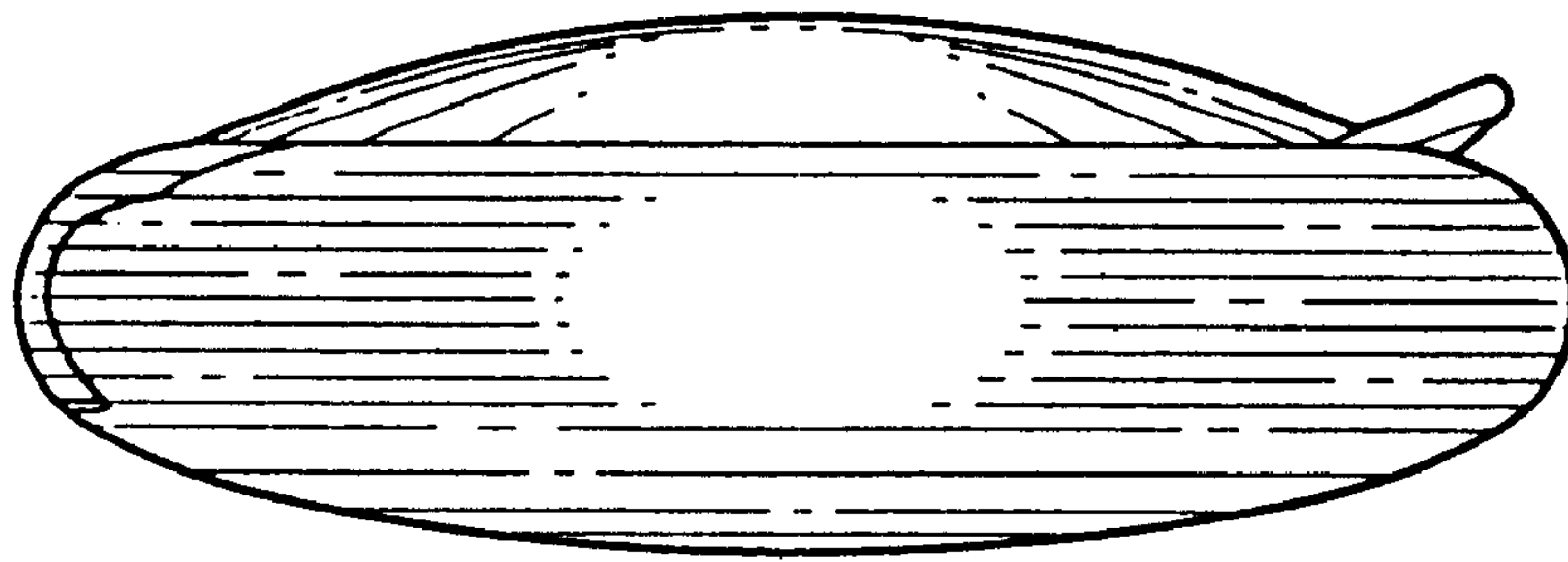


FIG. 2

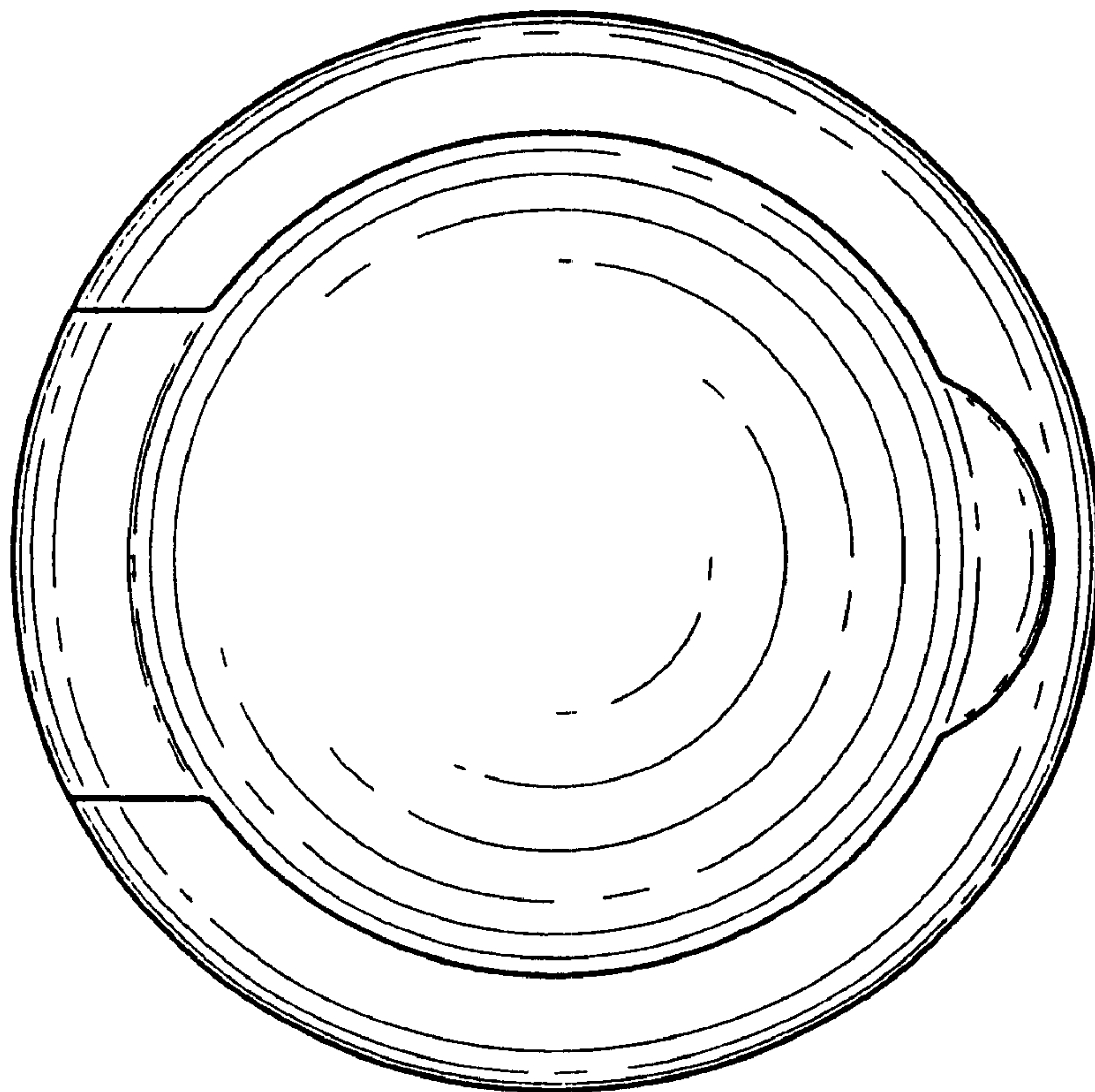


FIG. 3




FIG. 4




FIG. 5